

DYNAMICS....

In less than 3 generations, 41% of the world's youth will be African

By 2035, Africa's labour force will be larger than China's

In some African countries, secondary school achievement has regressed

The median age of African leaders is 3 times the median age of the African population

At the end of the century, Africa will have the lowest dependency ratio in the world

Africa's powerhouses are already ageing

Literacy is growing, but Africa still lags behind the rest of the world

Young Africans are more literate than their parents, but more unemployed

Current African educational levels are lower than China's and India's

By 2050, over 1/4 of the world's labour force will be African

Nearly 9 million primary school-age children are out of school in Nigeria

Between 2010 and 2020, Africa will add 163 million people to its potential labour force

Only 2/3 of students progress from primary to secondary education in Africa

"Youth is a process of becoming rather than being"

Education is not compulsory in Ethiopia

Over the next 10 years, there will be 108 million more school-age children in Africa

In around 1/2 of African countries there are almost 40 pupils per teacher

Africa spends more on secondary education than the global average

The youngest athlete in the 2012 Olympic Games was a 13 year-old Togolese swimmer

The informal sector represents more than 80% of total employment in sub-Saharan Africa

Youth unemployment increases with education level in Africa

Africa has the lowest share of engineering graduates in the world

Sectors that drive GDP growth do not create the most jobs

Renting an office in Lagos is more expensive than in Manhattan or Dubai

West and Central Africa's literacy lags behind East, Southern and North Africa

Heroin markets are expanding in Africa, noticeably in Egypt, Kenya, Nigeria and Tanzania

"Job readiness" is lacking in Nigeria, Kenya and Egypt

Almost 1/2 of the world's out-of-school children live in sub-Saharan Africa

Current projects in extractive industries are capital intensive and create few jobs

1/2 of primary school-age children are out of school in Niger

AFRICAN YOUTH: FULFILLING THE POTENTIAL

2012 Ibrahim Forum | Agenda

Dakar, Senegal | 11th November 2012

Introductory Session - African youth: An asset or a liability

Africa is the only continent with a significantly growing youth population. In less than three generations, 41% of the world's youth will be African. By 2035, Africa's labour force will be larger than China's.

How do we ensure that Africa benefits from this imminent demographic dividend? How do we ensure that African youth will compete at the global level not only due to sheer numbers? What is the future that we are creating for our most precious resource?

This introductory session will outline the main trends and issues at stake, setting the scene for the subsequent discussion: How to allow and empower Africa's youth to gain economic autonomy, to acquire social and political responsibility and to share ownership of their continent's future.

Panel 1 - Employment outlook: Setting the global and regional context of the potential demand

Africa has become an important player within the global economic system. Sub-Saharan African growth prospects outperform the Middle East & North Africa, Latin America and Europe. Meanwhile, demographic shifts, the western world's financial crisis, and the development of technologies, are impacting the shape of the global job market.

In this new international context, what will global job demand look like, at the world level and in Africa? How will this impact on youth employment prospects? Do we need to design development policies around job creation rather than economic growth?

Panel 2 - Ensuring African youth competitiveness: Developing the right skills and providing adequate tools

African youth are better educated but less employed than their parents. On the continent, too many African young people are neither employed, nor studying, nor looking for a job. Is this forced "idleness" sustainable? What needs to be done to increase the global competitiveness of African youth? What is missing: health, education, skills, financial help, employers' motivations? Should the skilled diaspora be enticed back? How do we deal with the "lost generation" from various civil wars?

Panel 3 - Acquiring social and political responsibility

The continental median age is 20 years old and the median age of African leaders is 62. Electoral turnout has been falling among African youth. How committed are Africa's youth to shaping the environment around them? How committed are policy makers to listening to and including African youth in policy decisions? Does democracy need new tools? How can we promote an intergenerational dialogue of substance and meaning? Is the Arab spring to become an African summer?

CONTENTS

YOUTH: A TRANSITION	4
Varying age brackets	5
A transition: “Becoming rather than being”	6
Several entry points into adult life	7
AFRICA'S DEMOGRAPHY: FROM BURDEN TO DIVIDEND	8
From now on, Africa remains the only continent with a significantly growing youth population	8
By the end of the century, 41% of the world's youth will be African	9
By 2035, Africa's labour force will be larger than China's	10
By 2050, over a quarter of the world's labour force will be African	10
By the end of the century, Africa will have the lowest dependency ratio in the world	11
Emerging powerhouses are already ageing	12
<i>Spotlight: Lost assets...</i>	13
HEALTH & WELL-BEING: FROM GLOBAL TO LOCAL ISSUES	14
Youth-specific health risks are the same all over the world	14
Life expectancy differs across the continent, from 75 in Libya to 47 in Lesotho	15
Nutrition: Undernourished children, malnourished young people?	15
Reproductive health: Early sex, early marriage, early pregnancy...	17
Communicable diseases	18
HIV/AIDS	19
Addictions: A growing concern	20
Violence	23
Orphans	24
<i>Spotlight: Young champions</i>	25
EDUCATION: BETTER BUT NOT GOOD ENOUGH	26
Literacy levels differ across the continent	26
At a global level, Africa's literacy lags behind	27
Almost half of the world's out-of-school children live in sub-Saharan Africa	28
School completion rates remain a concern	29
<i>Spotlight: Tertiary education – distorted Africa</i>	30
Children without schools in Africa vs. schools without children elsewhere?	31
Despite significant efforts, education remains a huge financial challenge	33
<i>Spotlight: A highly mobile generation</i>	34

EMPLOYMENT: DILEMMAS, DYNAMICS, DECISIONS	36
Dilemma # 1: Low unemployment, but highly vulnerable employment	37
Dilemma # 2: The more educated, the less employed	38
Dilemma # 3: The largest employers, the most vulnerable jobs	39
Dynamic # 1: Africa's GDP is growing fast	40
Dynamic # 2: By 2040, Africa's labour force will be the largest in the world	42
Dynamic # 3: Development shapes a country's workforce landscape	43
Decision # 1: Job creation or economic growth?	44
Decision # 2: Agriculture as the new driver for development?	46
<i>Spotlight: "African Agriculture: From Meeting Needs to Creating Wealth"</i>	48
Decision # 3: Brain drain or brain retain?	49
What is the current employment situation for African youth?	51
<i>Spotlight: The poor ('s) choice... unemployed or badly paid</i>	53
The main obstacles to employment	55
PARTICIPATION: TOWARDS NEW DEMOCRATIC TOOLS	57
A failing belief in democracy	57
Young Africans are rather optimistic, and more interested in the economy than in freedom	58
A highly connected generation	59
<i>Spotlight: The median age of African leaders is three times the median age of the population</i>	62
YOUNG COMMITMENTS...	63
Millennium Development Goals	63
Rio+20 UN Conference on Sustainable Development	63
African Youth Charter	63
African Peer Review Mechanism	63
Youth ministries	65
<i>Spotlight: e-Government</i>	67
ANNEX	68
Annex 1: Regional Economic Community (REC) factcards	68
Annex 2: Employment definitions	71
References	72
Acronyms	76

A range of sources have been used in the creation of this document – see References at the end of the report for a full list. Many of the facts and figures have been reprocessed by the Mo Ibrahim Foundation.

Data were correct at time of research. In some instances, the numbers may not add up to the total due to rounding.

The Mo Ibrahim Foundation is committed to making data freely available and accessible to all citizens of the continent and interested stakeholders. We welcome and encourage any accurate reproduction, translation and dissemination of this material. The material must be attributed to the Mo Ibrahim Foundation, but not in any way that suggests that the Foundation endorses you or your use of the material.

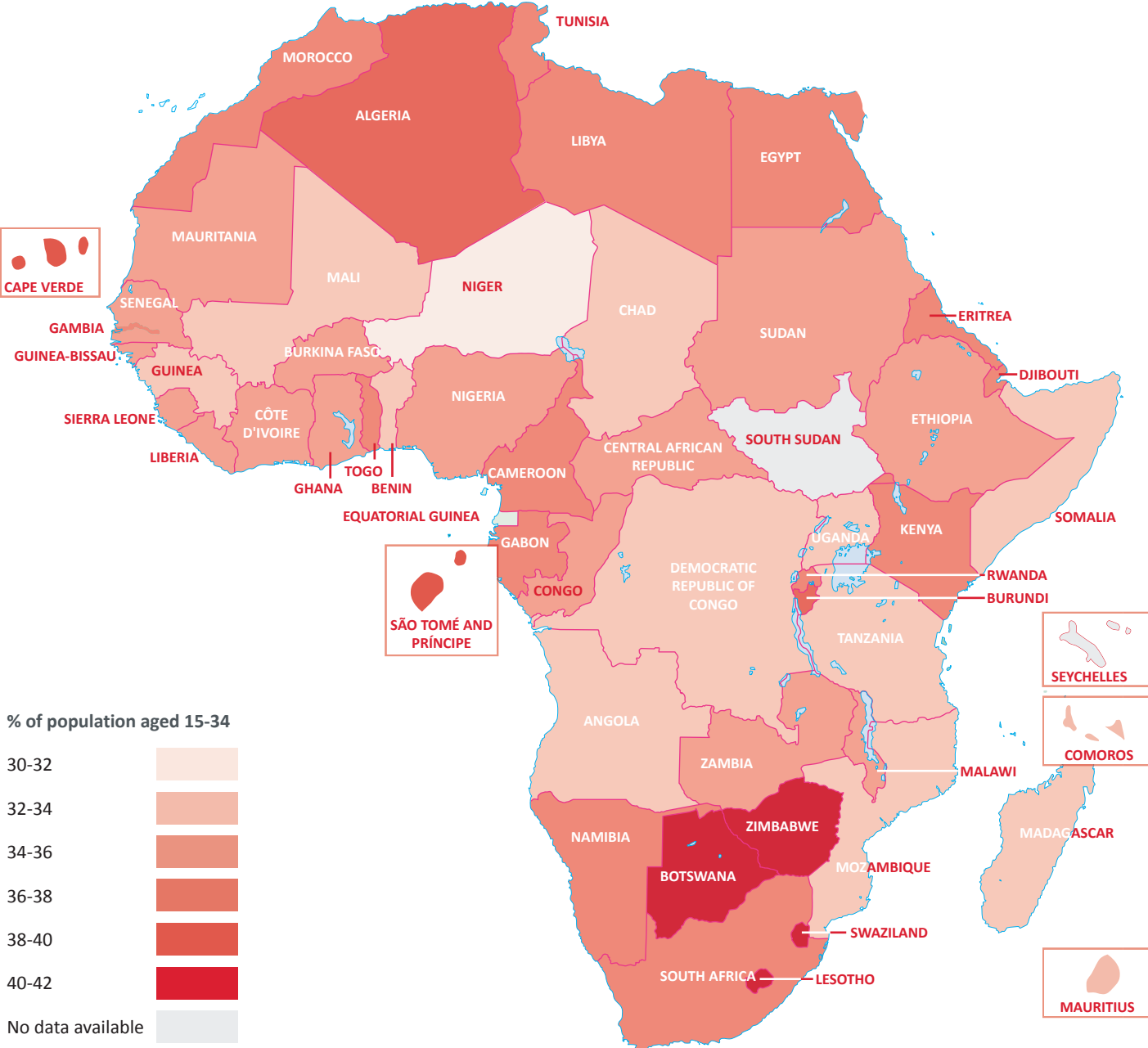
To request additional copies of this or other publications, contact media@moibrahimfoundation.org.

For a list of any errors or omissions found subsequent to printing, please visit www.moibrahimfoundation.org

The Mo Ibrahim Foundation gives special thanks to Yaa Ofori-Ansah and Jonathan Lalude for contributing their time and knowledge to this research.

YOUTH: A TRANSITION

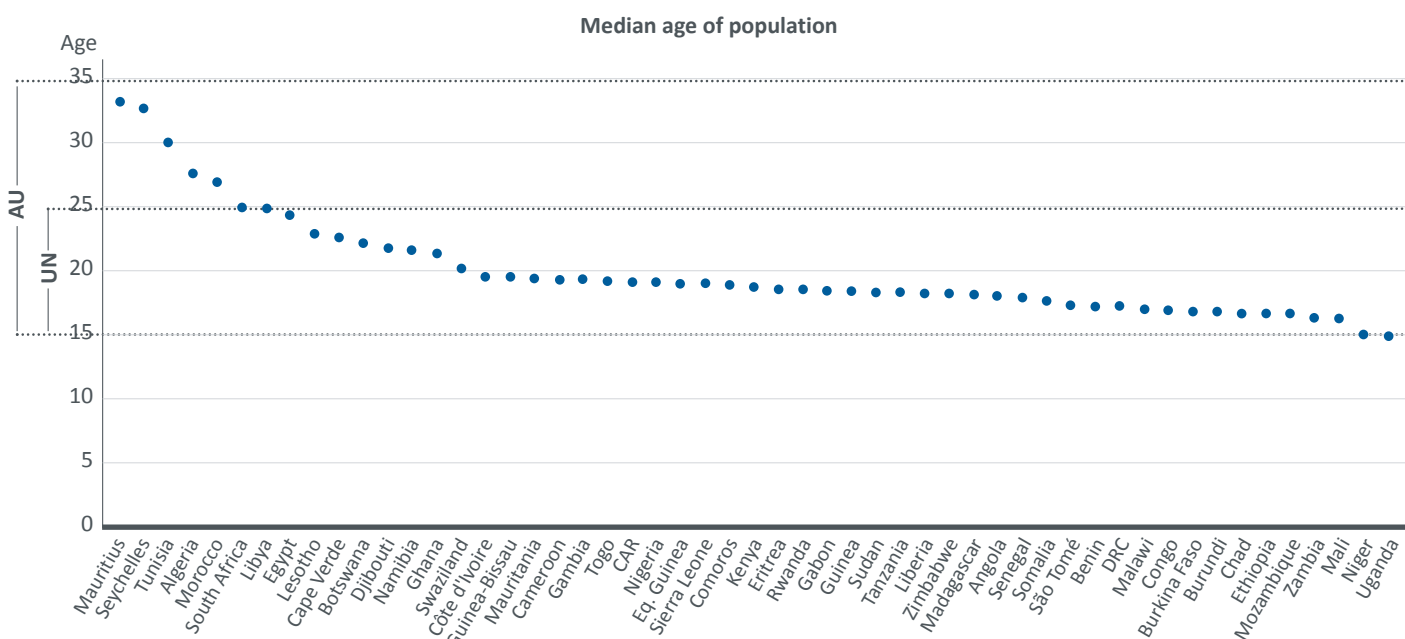
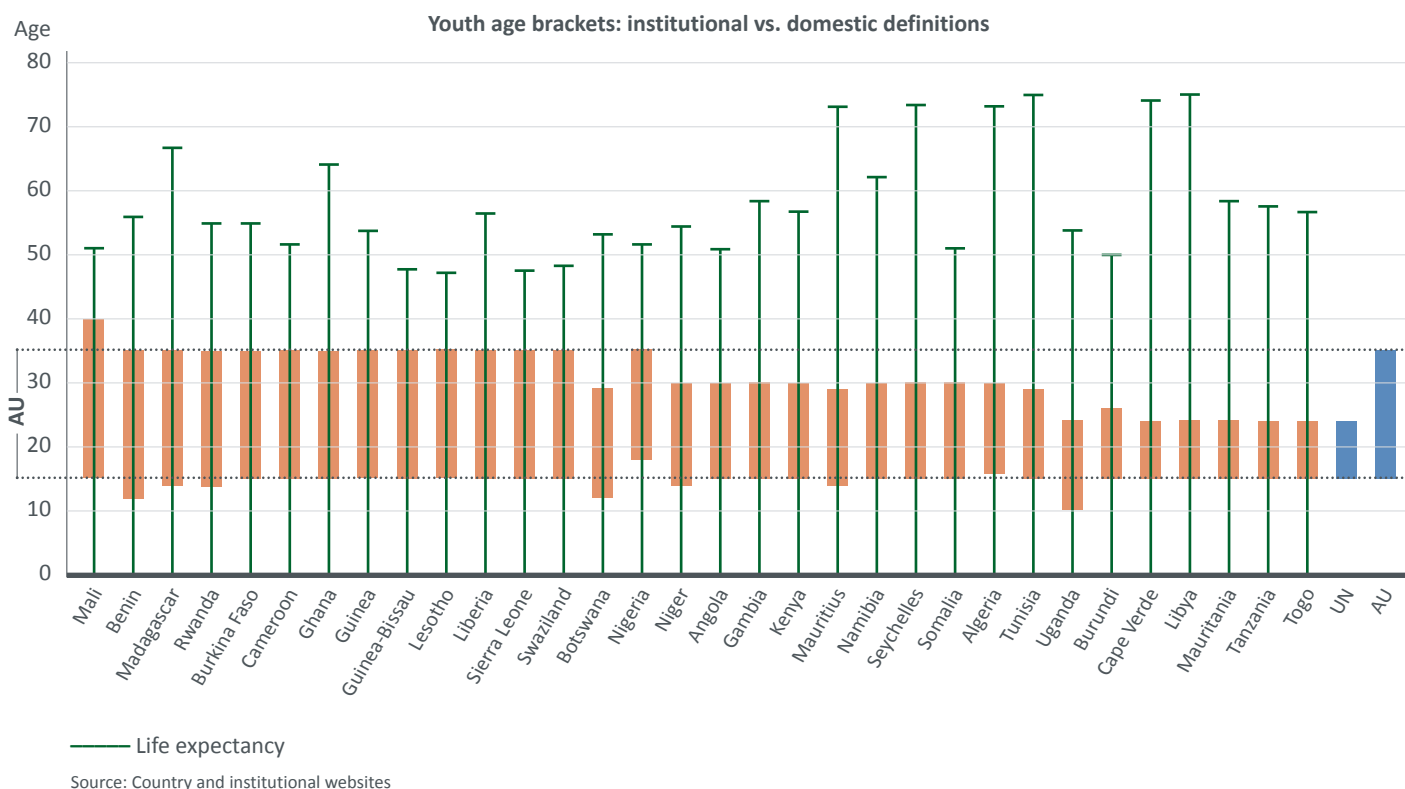
Africa's youth map



Source: UN, World Population Prospects: The 2010 Revision

Varying age brackets

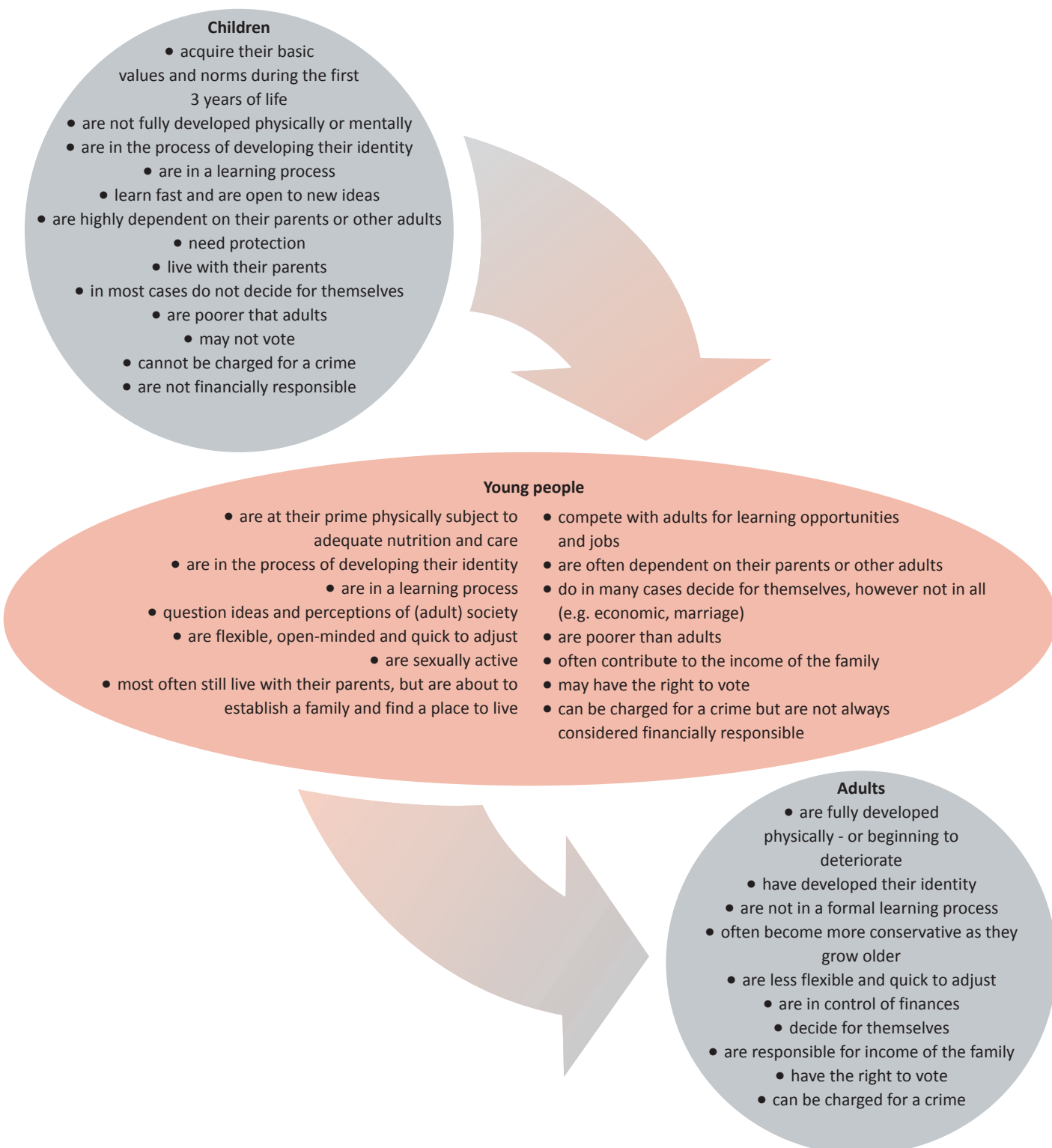
- For the African Union (AU) young people are individuals aged **between 15 and 35**
- For the United Nations (UN) young people are individuals aged **between 15 and 24**
- Many African countries apply national definitions
- The median ages of all African countries fall within the AU definition of youth



Source: CIA, CIA World Factbook, data for 2011

A transition: "Becoming rather than being"

- In contrast to age-static definitions of youth, youth can be seen as the transition from childhood to adulthood, one that would be defined by the **acquisition of social, economic and political autonomy and responsibility**. Youth is the "process of becoming rather than being"¹. Youth become adults through the gradual accrual of roles and responsibilities that define them as such
- The timing of this transition is usually aligned with the attainment of an individual's '**natural prime**': when one has the greatest expectations and the most energy to expend

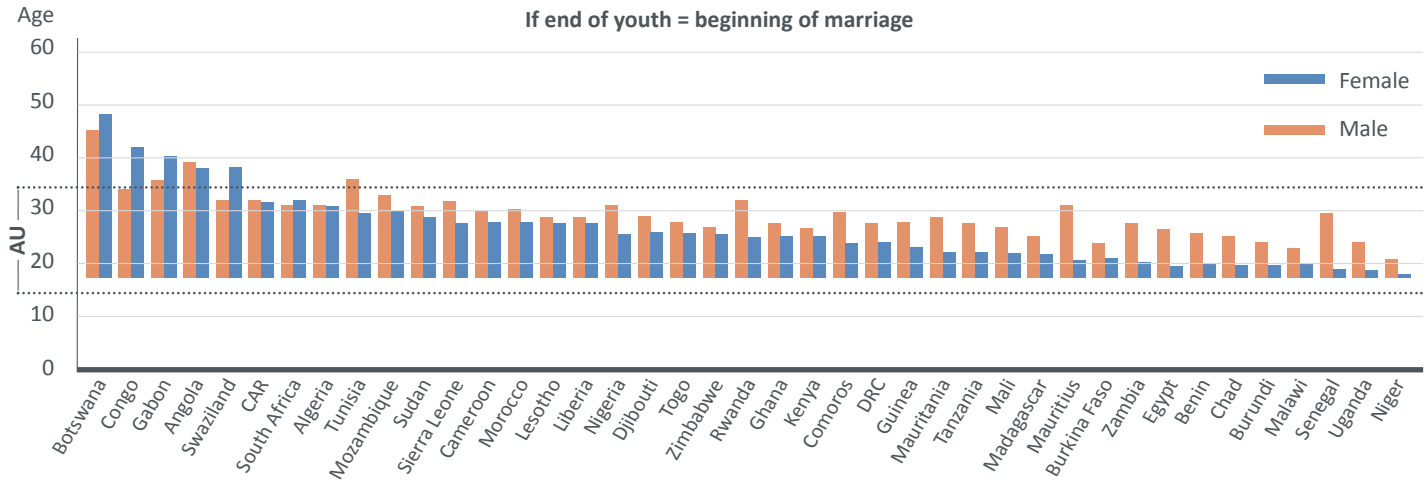


Source: The World Bank, *Who are Youth?*, 2012

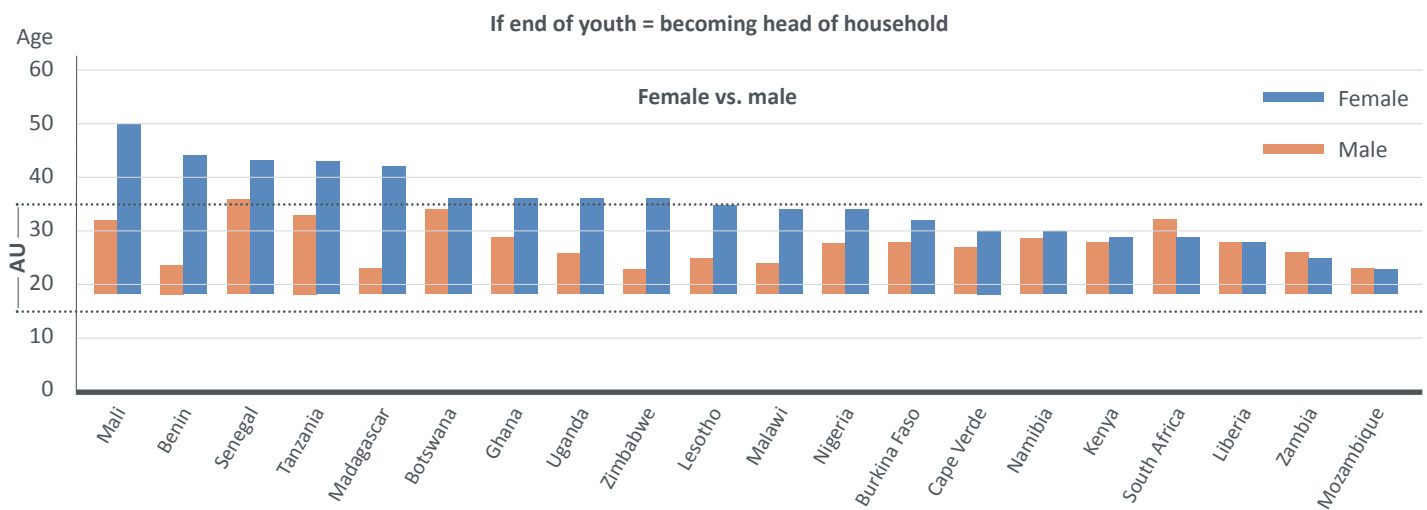
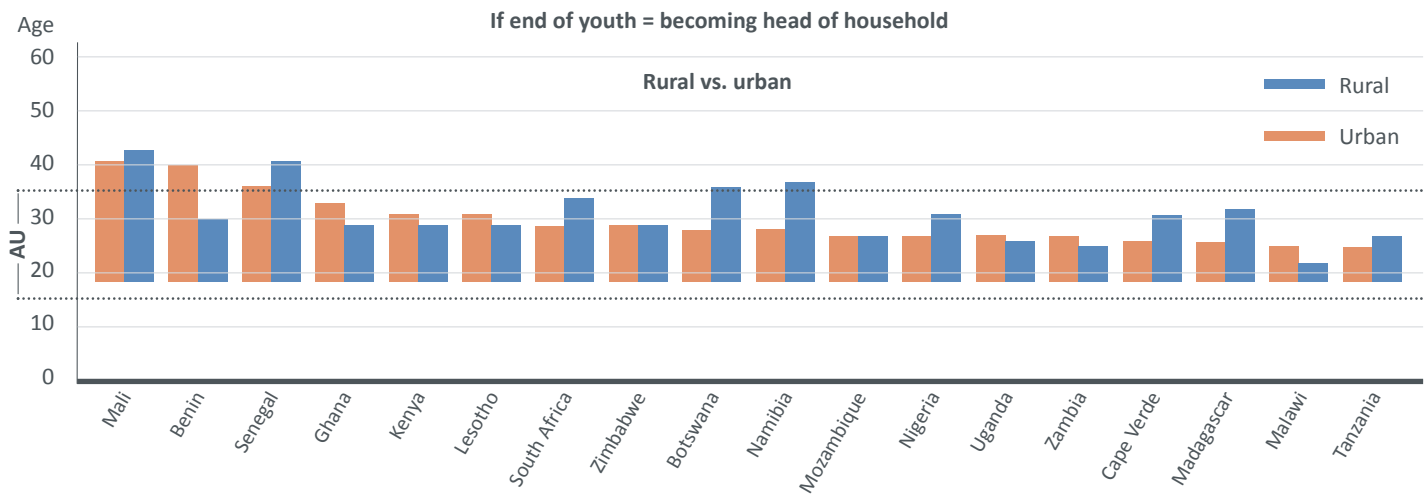
¹ James, A, *Childhood Identities: Self and Social Relationships in the Experience of Childhood*, 1993. Cited in Honwana, A & De Boeck, F, *Makers & Breakers: Children & Youth in Postcolonial Africa*. 2005

Several entry points into adult life

Developed from Gallup and Afrobarometer survey data, the following graphs display youth age brackets in several African countries, if marriage or becoming head of the household are considered to be the end of youth



Source: Gallup, Gallup World Poll, data for 2011

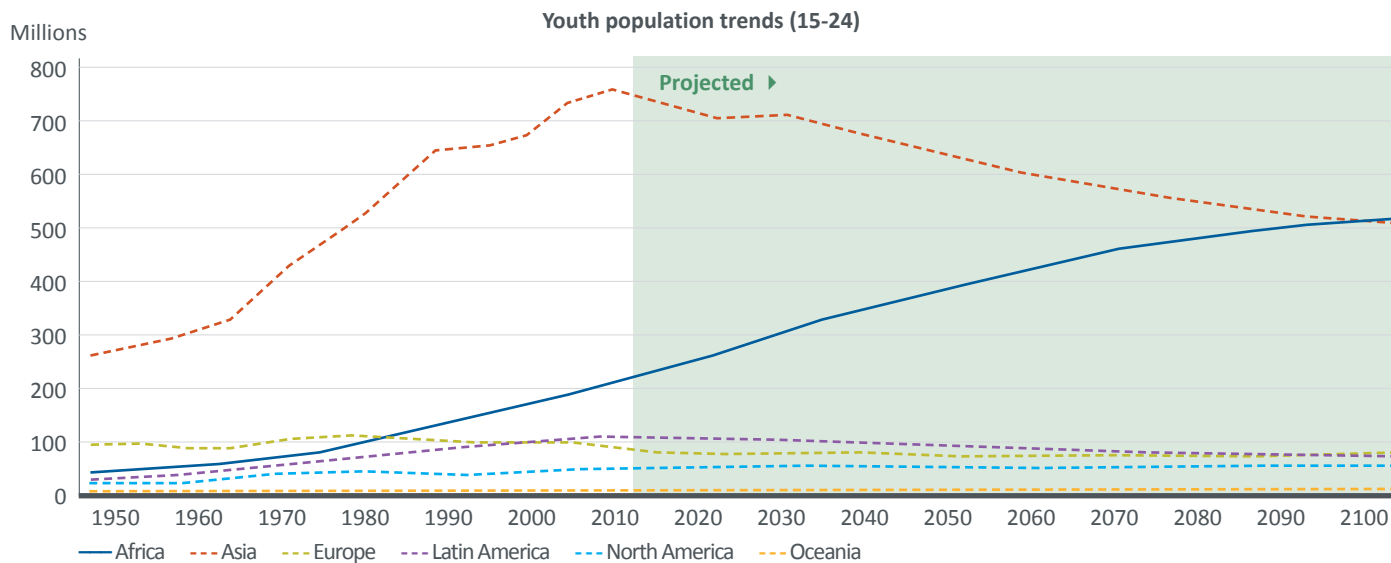


Source: Afrobarometer, Afrobarometer Round 4, data for 2008

AFRICA'S DEMOGRAPHY: FROM BURDEN TO DIVIDEND

AFRICA'S DEMOGRAPHY: FROM BURDEN TO DIVIDEND

From now on, Africa remains the only continent with a growing youth population



Source: UN, World Population Prospects: The 2010 Revision

- Of the 50 least populated countries in the world, 17 are African, with less than 30 inhabitants per km²
- Meanwhile, Mauritius and Rwanda rank in the top 20 most densely populated, with more than 400 inhabitants per km²
- Of the world's 20 countries with the most occupied households, 6 are African, 4 of which are in North Africa

Population density

Highest			Lowest		
World rank	Africa in top 50	People/km ²	World rank	Africa in top 50	People/km ²
11th	Mauritius	636.8	4th	Namibia	2.8
18th	Rwanda	403.4	8th	Mauritania	3.4
32nd	Burundi	301.2	10th	Botswana	3.5
			12th	Libya	3.6
			13th	Gabon	5.6
			15th	Central African Republic	7.0
			17th	Chad	8.7
			21st	Congo	11.8
			22nd	Niger	12.2
			23rd	Mali	12.4
			29th	Somalia	14.6
			31st	Algeria	14.9
			32nd	Angola	15.3
			37th	Sudan	17.4
			37th	Zambia	17.4
			48th	Democratic Republic of Congo	28.1
			49th	Mozambique	29.2

Source: The Economist, Pocket World in Figures, 2013

Households with 6 or more occupants

World rank	Country	%
5th	Algeria	45.6
8th	Morocco	39.5
10th	Nigeria	37.6
11th	Tunisia	35.0
15th	Egypt	26.8
20th	South Africa	19.0

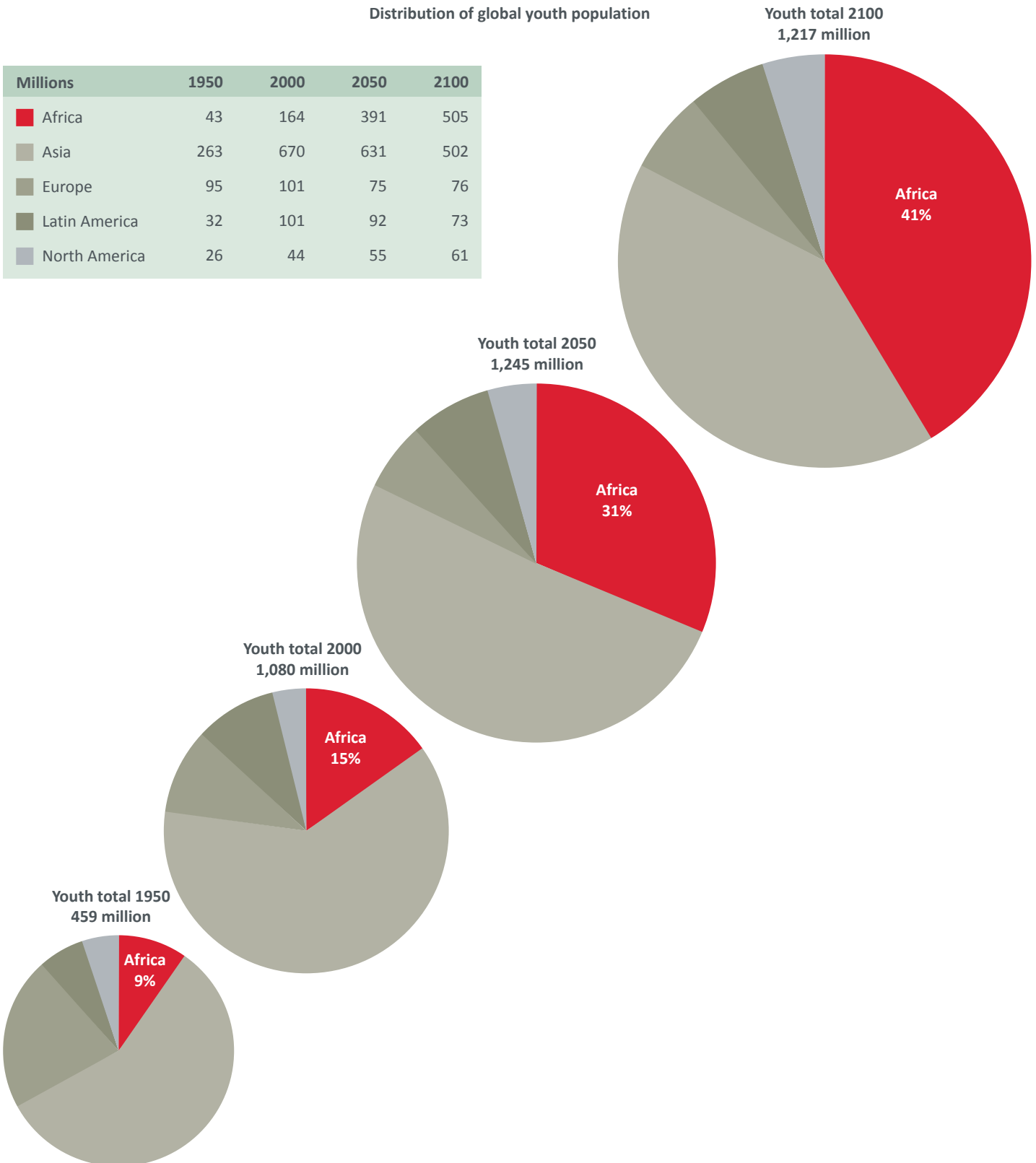
Source: The Economist, Pocket World in Figures, 2013

By the end of the century, 41% of the world's youth will be African

- In the 21st century, Africa will be the only continent whose youth population will continue to significantly expand
- Between 2000 and 2100, Africa will gain 340 million young people, compared to a net increase of 137 million in the whole world, due to diminishing cohorts in Europe, Latin America and Asia
- This will increase its share of the global youth population from 15% to 41%

Distribution of global youth population

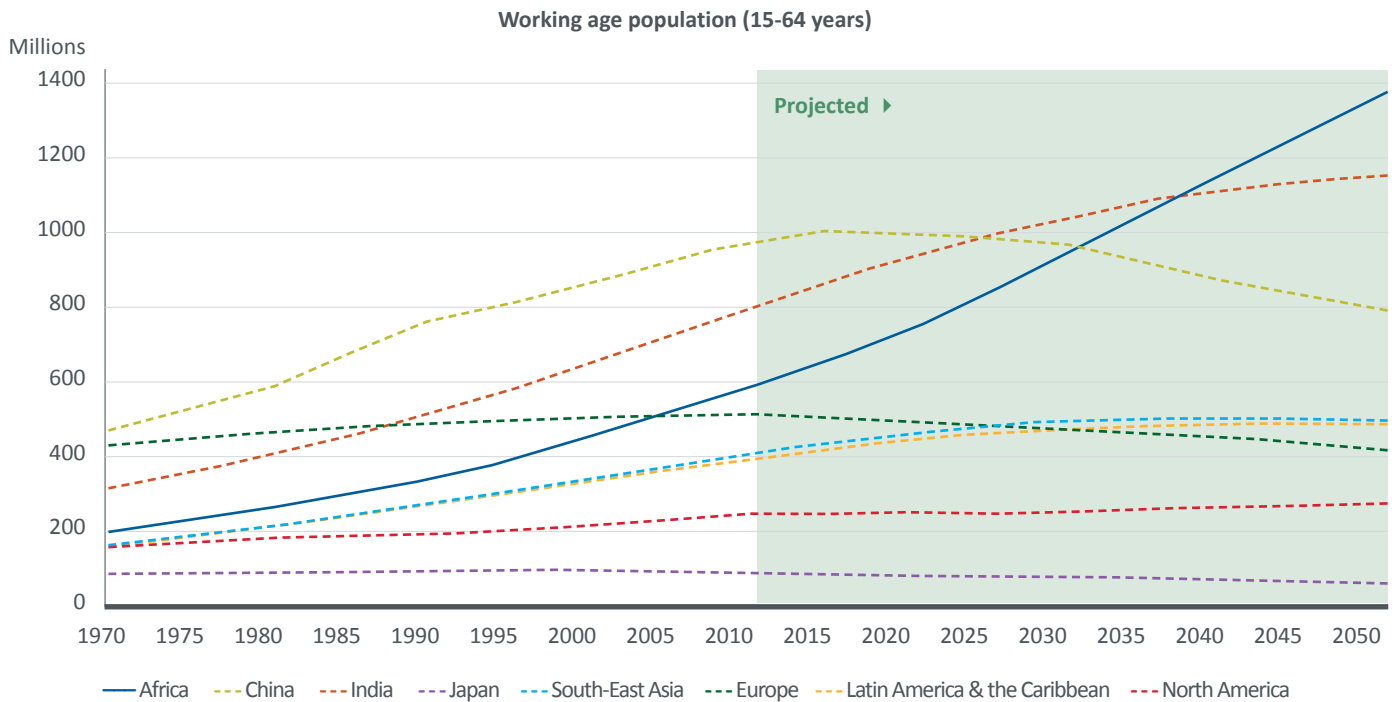
Millions	1950	2000	2050	2100
■ Africa	43	164	391	505
■ Asia	263	670	631	502
■ Europe	95	101	75	76
■ Latin America	32	101	92	73
■ North America	26	44	55	61



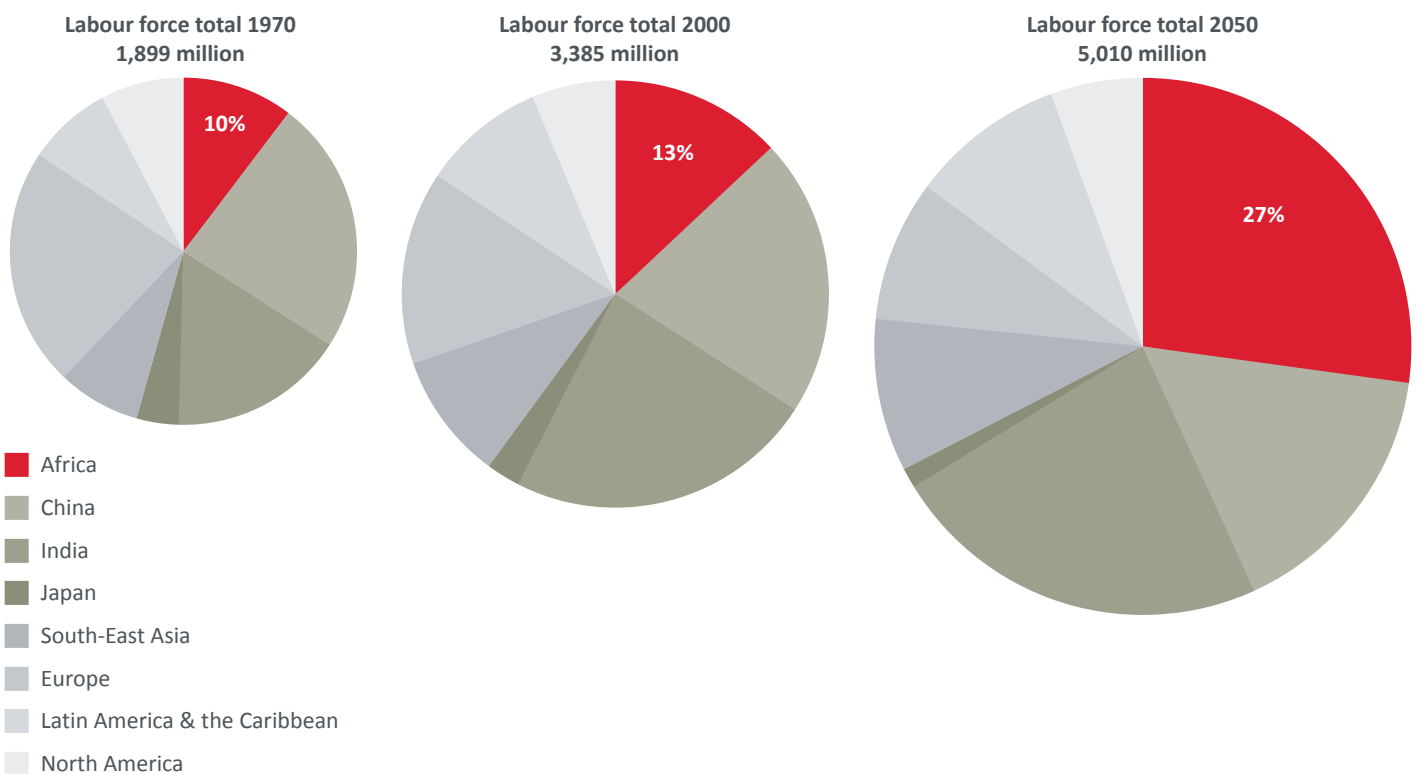
Source: UN, *World Population Prospects: The 2010 Revision*

By 2035, Africa's labour force will be larger than China's

- Between 2010 and 2020, Africa will add 163 million people to its potential labour force
- By 2040, Africa's labour force will be larger than India's
- By 2050, Africa's labour force will be at least 3 times bigger than Europe's

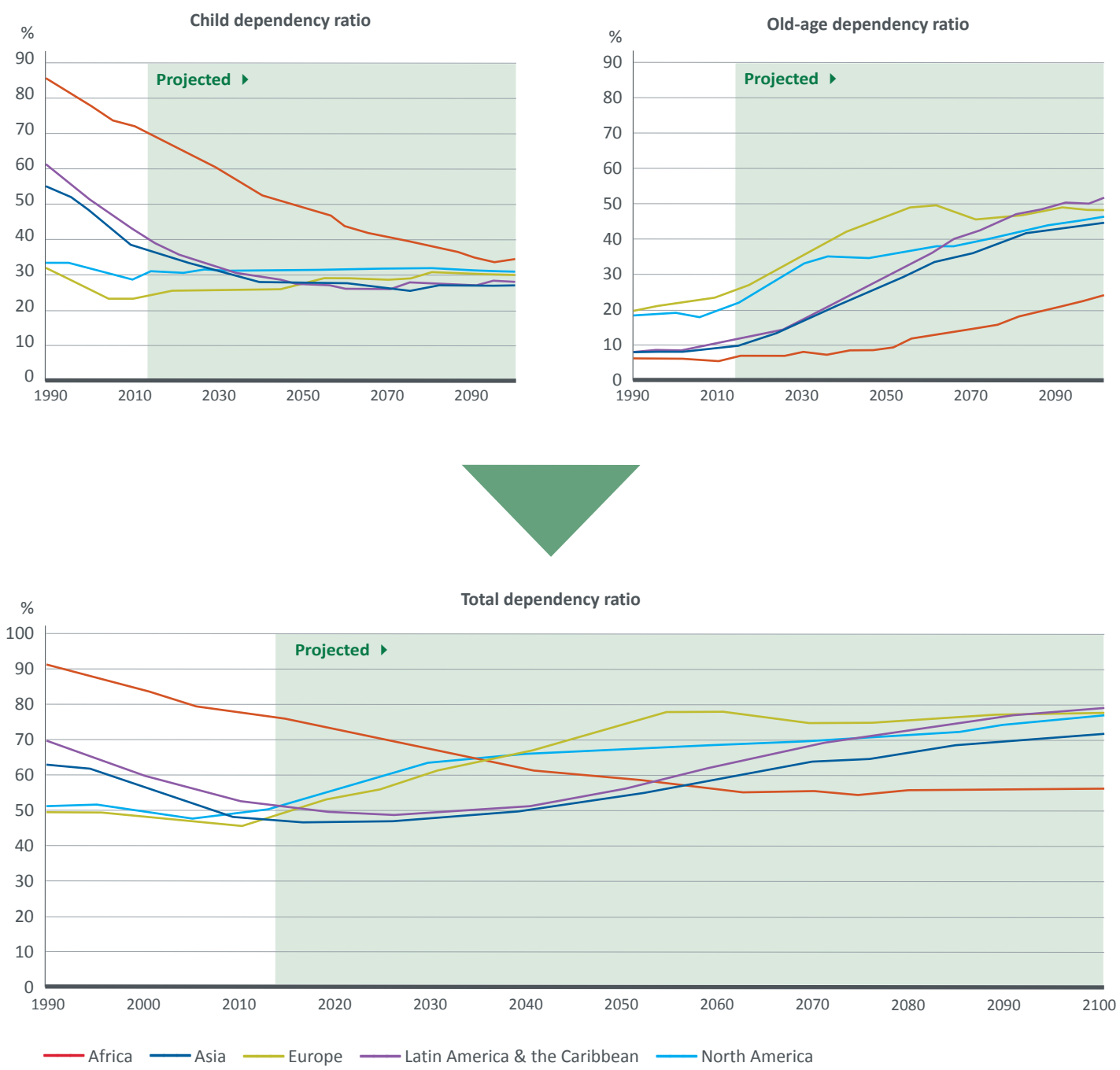


By 2050, over 1/4 of the world's labour force will be African



By the end of the century, Africa will have the lowest dependency ratio in the world

- Africa's dependency ratio¹ is currently the highest in the world, due to the high child dependency ratio²
- In less than 2 generations, Africa will have the lowest dependency ratio, due to increasing labour force, declining child dependency ratio, and a low old-age dependency ratio³
- Meanwhile, due to a soaring old-age dependency ratio, Latin America will become the region with the highest dependency ratio, closely followed by Europe and North America

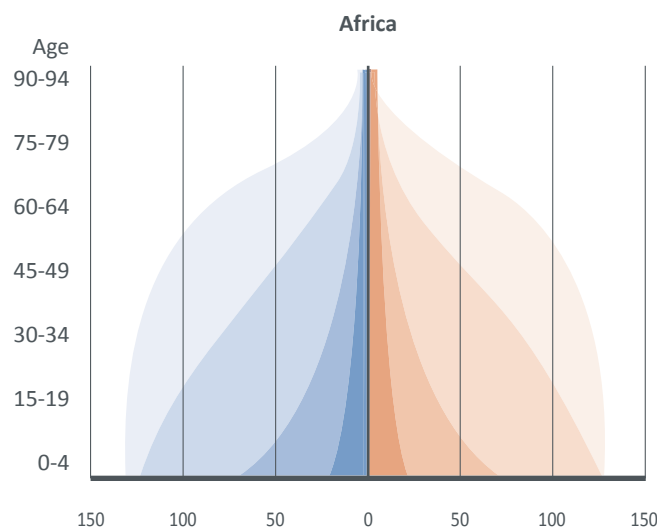
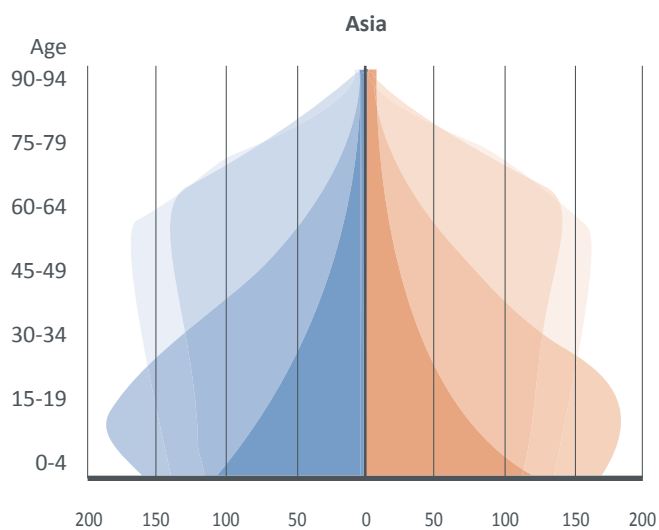


Source: UN, *World Population Prospects: The 2010 Revision*

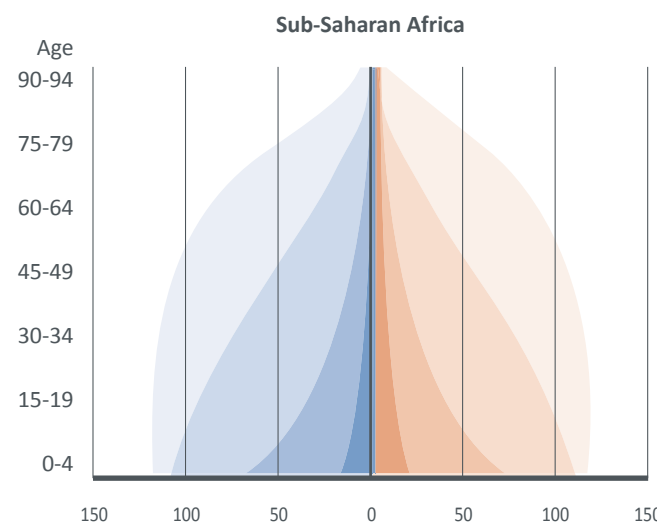
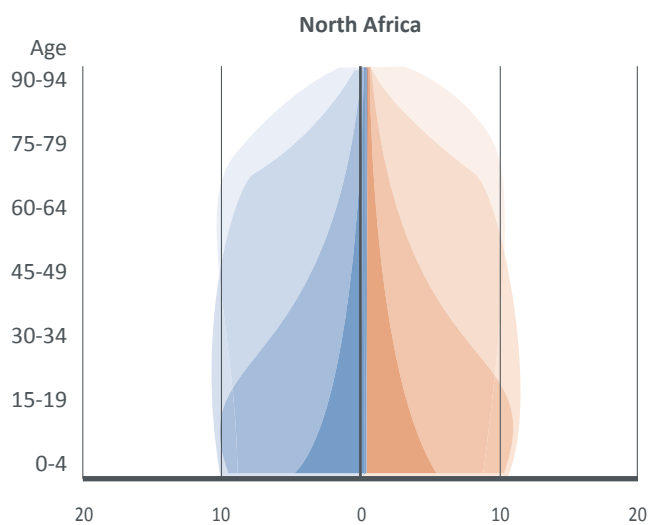
1 Number of dependents aged 0-14 and aged 65+, per 100 persons of working age 15-64
 2 Number of dependents aged 0-14, per 100 persons of working age 15-64
 3 Number of dependents aged 65+, per 100 persons of working age 15-64

Emerging powerhouses are already ageing

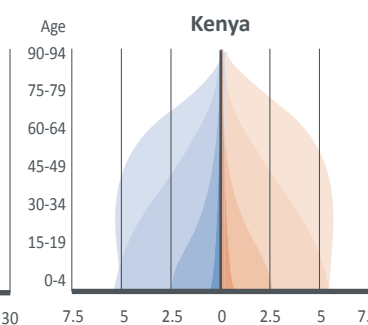
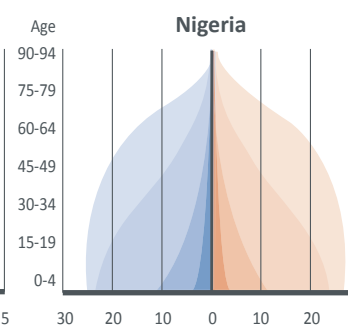
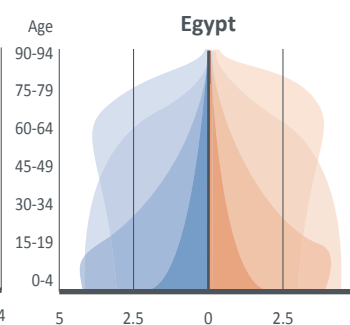
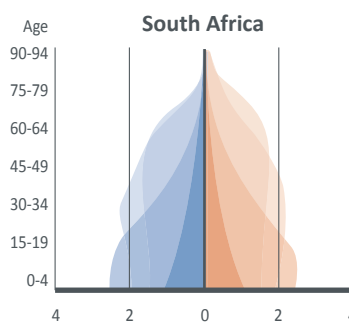
- At the global level, ageing Asia vs. youthful Africa



- At the continental level, ageing North Africa vs. youthful sub-Saharan Africa



- Among African countries, maturing regional powerhouses



Population pyramids (in 100,000s) Male Female
 1950 2000 2050 2100

Source: UN, *World Population Prospects: The 2010 Revision*

Spotlight: Lost assets...

- In 10 African countries, the population has known between 9 and 45 years of conflict
- Human Rights Watch (HRW) estimates that 100,000 children are currently serving in armed conflicts across 10 African countries
- Tens of thousands of children have left armed forces and groups since 2004
- Many were demobilised through Disarmament, Demobilisation and Reintegration (DDR) programmes, but the majority self-demobilised
- Inadequate provision for long-term reintegration of former child soldiers was reported for post-conflict Burundi, Côte d'Ivoire, Guinea, Liberia and South Sudan
- Official DDR programmes made no provision at all for children and discouraged their participation (in Central African Republic 26 children out of 7,500 child soldiers were DDR beneficiaries)

Countries	Years of Conflict	
Chad	45 years	(1965-2010)
Eritrea	30 years	(1961-1991)
Sudan	28 years	(1983-2011)
Angola	27 years	(1975-2002)
Somalia	26 years	(since 1986)
Uganda	25 years	(since 1987)
Congo, Dem. Rep.	16 years	(since 1996)
Mozambique	15 years	(1977-1992)
Sierra Leone	11 years	(1991-2002)
Côte d'Ivoire	9 years	(2002-2011)

Source: CIA World Factbook, BBC World News

Child soldier use

Country	In national army	In state security forces	In irregular paramilitaries	In armed opposition groups
Central African Republic			x	
Chad	x	x	x	x
Côte d'Ivoire	x		x	
Congo, Dem. Rep.	x	x		
Eritrea			x	x
Libya	x	x		
Rwanda			x	x
Somalia	x		x	
South Sudan	x			
Sudan	x	x	x	x
Uganda	x		x	x

Source: Child Soldiers International, *Louder than Words*, 2012

HEALTH & WELL-BEING: FROM GLOBAL TO LOCAL ISSUES

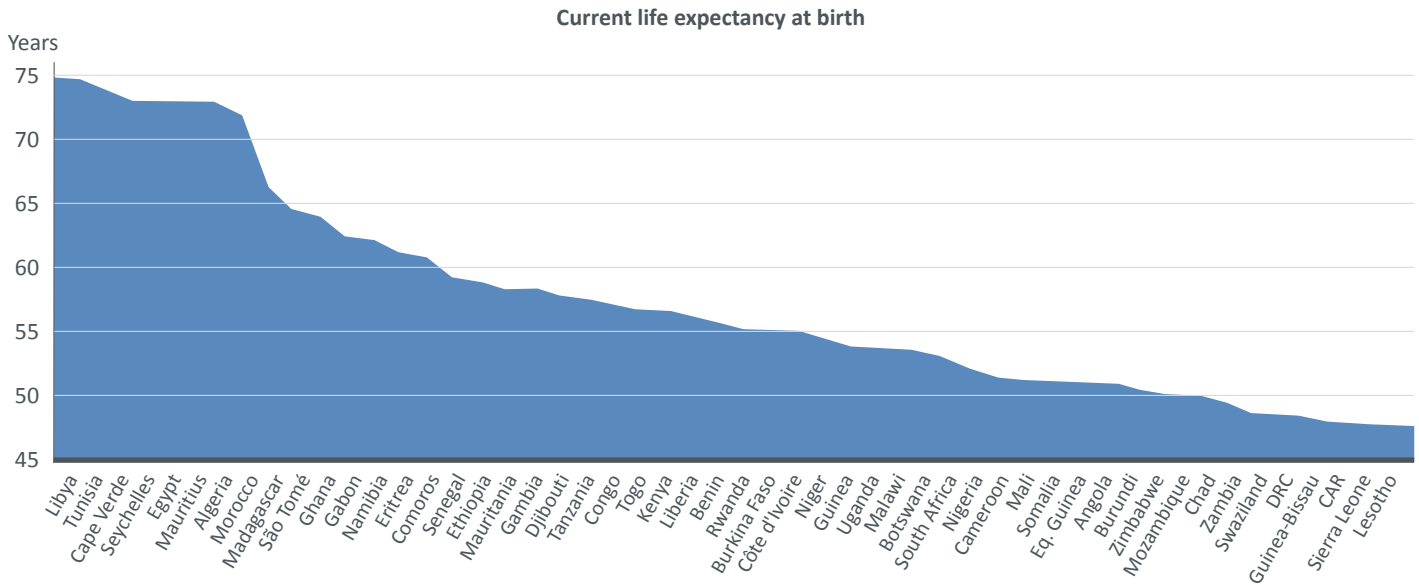
Youth-specific health risks are the same all over the world

Risk	What happens	What can be done
Early pregnancy and childbirth	<ul style="list-style-type: none"> - globally, 16 million girls aged 15-19 years give birth every year - this represents 11% of all births worldwide - the vast majority of adolescents' births occur in developing countries - the risk of dying from pregnancy-related causes is much higher for adolescents - the lower the age, the higher the risk 	<ul style="list-style-type: none"> - too early pregnancies can be decreased by: <ul style="list-style-type: none"> - the formulation and enforcement of laws that specify a minimum age of marriage - mobilisation of community support for these laws - better access to contraceptive information and services - provision of quality antenatal care and skilled birth attendance - where legal, access to safe abortion
HIV	<ul style="list-style-type: none"> - 15-24 year olds account for 40% of all new HIV infections worldwide - every day 2400 young people are infected - more than 5 million young people are living with HIV - currently only 36% of men and 24% of women have the comprehensive and correct knowledge to protect themselves 	<ul style="list-style-type: none"> - provision of knowledge to protect and means to do so: access to condoms and clean needles - better HIV testing and counselling - HIV prevention strategy that takes into account social, economic and cultural conditions
Malnutrition	<ul style="list-style-type: none"> - undernourishment makes young people more prone to disease and early death - overweight and obesity are increasing among young people in both low- and high-income countries 	<ul style="list-style-type: none"> - provision of food and micronutrient supplementation - prompt and effective identification and management of problems (such as anaemia) - knowledge about adequate nutrition, healthy eating and physical exercise habits as foundations for good health in adulthood
Mental Health	<ul style="list-style-type: none"> - in any given year 20% of adolescents will experience a mental health problem, most commonly depression or anxiety - risk is increased by experiences of violence, humiliation, devaluation and poverty - suicide is one of the leading causes of death of young people 	<ul style="list-style-type: none"> - psychosocial support in schools and community settings
Tobacco use	<ul style="list-style-type: none"> - the vast majority of tobacco users start when they are adolescents - globally, 150 million young people use tobacco - and the number of young smokers is increasing, particularly among young women - half of those users will die prematurely as a result of tobacco use 	<ul style="list-style-type: none"> - banning tobacco advertising - raising the price of tobacco goods - laws prohibiting smoking in public places
Harmful use of alcohol	<ul style="list-style-type: none"> - 14% of girls and 18% of boys aged 13-15 years in low- and middle-income countries reportedly use alcohol - it reduces self-control and increases risky behaviours - it is the primary cause of injuries (including traffic accidents), violence (especially domestic violence) and premature death 	<ul style="list-style-type: none"> - banning alcohol advertising - regulating access - advice and counselling
Violence	<ul style="list-style-type: none"> - one of the leading causes of death of young people, particularly males: 430 10-24 year olds die every day through interpersonal violence - every day between 8,600 and 17,200 youths require hospital treatment for violence-related injuries 	<ul style="list-style-type: none"> - reducing access to alcohol and lethal means, such as firearms - care for young victims and support for the physical and psychological consequences of violence
Injuries	<ul style="list-style-type: none"> - road traffic injuries kill 700 young people every day 	<ul style="list-style-type: none"> - advising young people on driving safely - increasing access to public transportation - laws that prohibit driving under the influence of drugs and alcohol

Source: WHO, *Young people: health risks and solutions (Fact sheet N°345)*, [accessed October 2012]

Life expectancy differs across the continent, from 75 in Libya to 47 in Lesotho

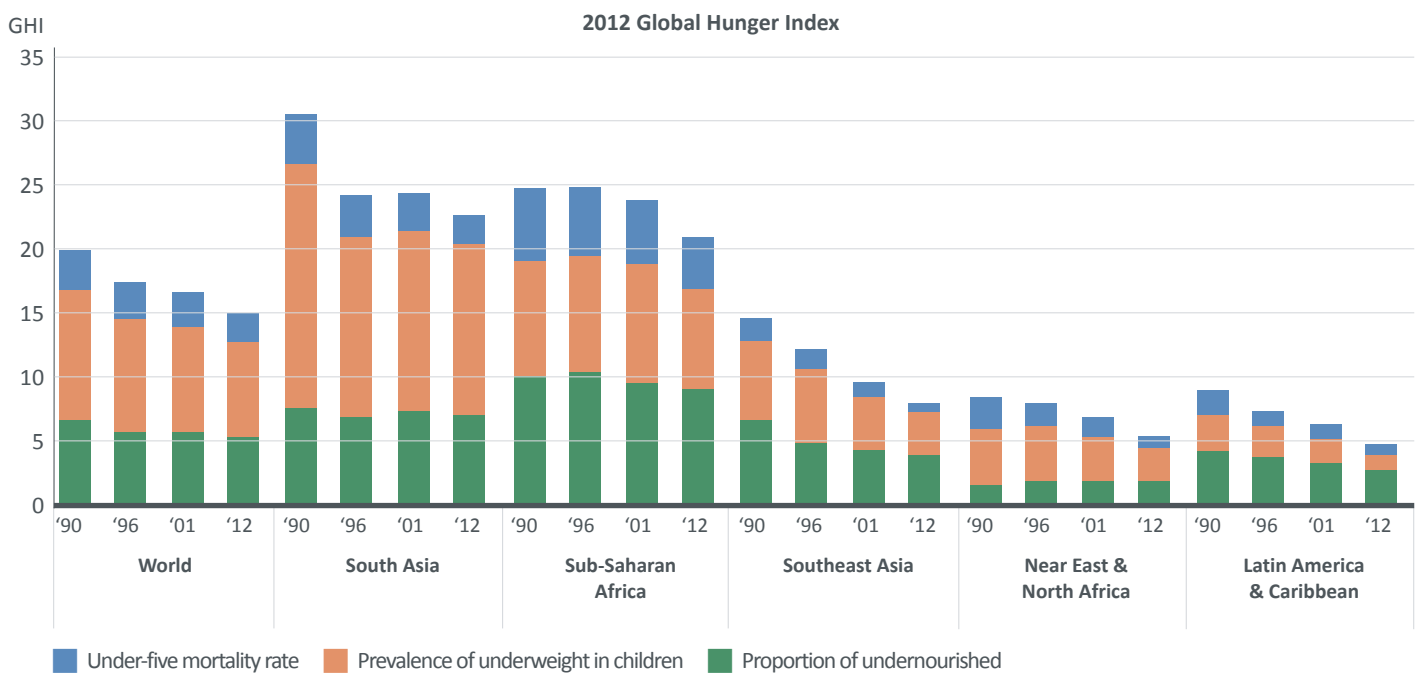
- Of the world's 20 countries with the lowest life expectancy, 19 are in Africa
- The only non-African country in the bottom 20 is Afghanistan



Source: World Bank, World Development Indicators, data for 2010

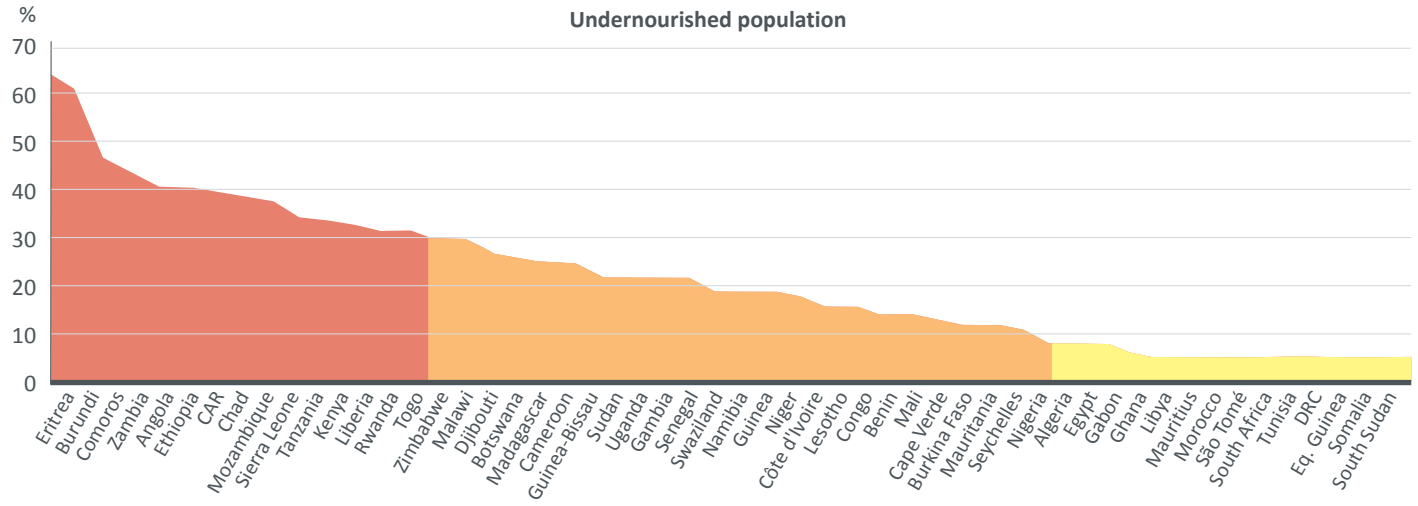
Nutrition: Undernourished children, malnourished young people?

- Sub-Saharan Africa is the 2nd poorest performer in the 2012 Global Hunger Index (GHI), after South Asia
- The situation has improved in the majority of countries since 1990
- However, GHI scores in Botswana, Côte d'Ivoire, Comoros and Swaziland have deteriorated since 1990

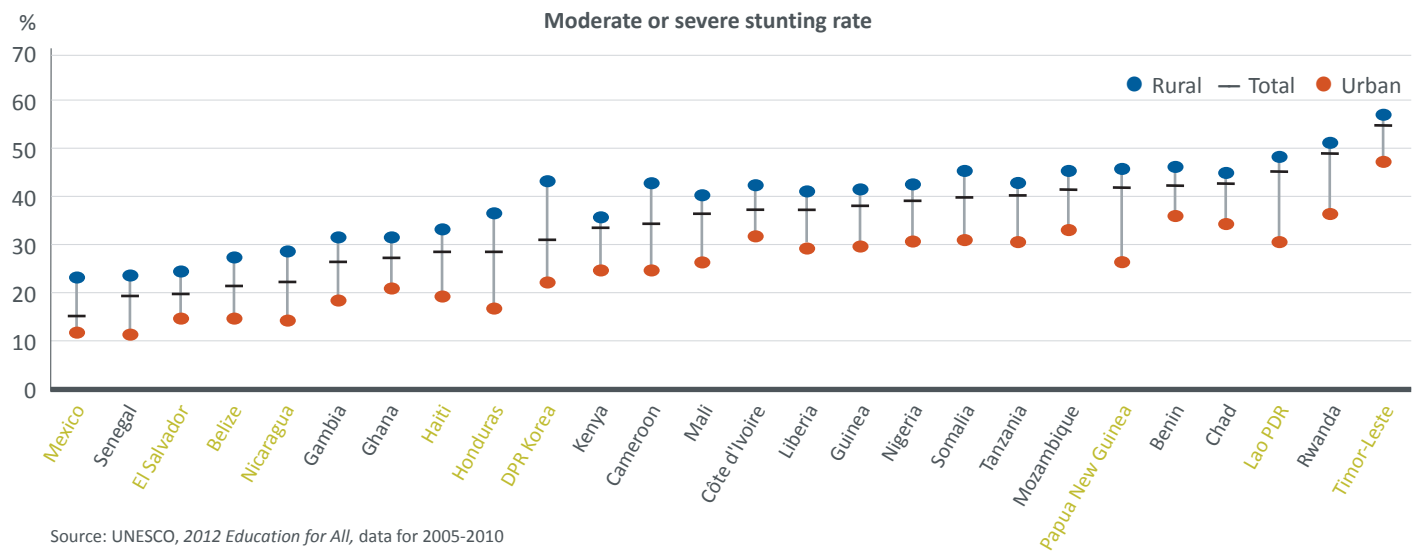


Source: IFPRI, 2012 Global Hunger Index

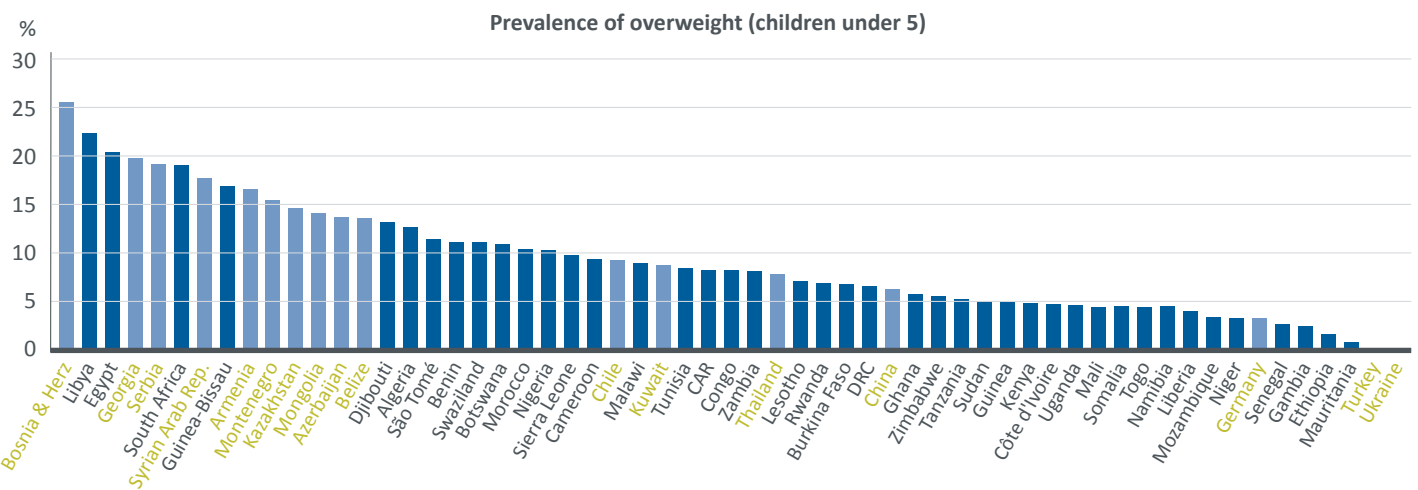
- In 15 African countries more than 30% of the population is undernourished
- All North African countries have the lowest % of undernourishment
- Undernourishment is a greater problem in rural areas
- Malnutrition also leads to overweight children



Source: World Bank, World Development Indicators, data for 2010



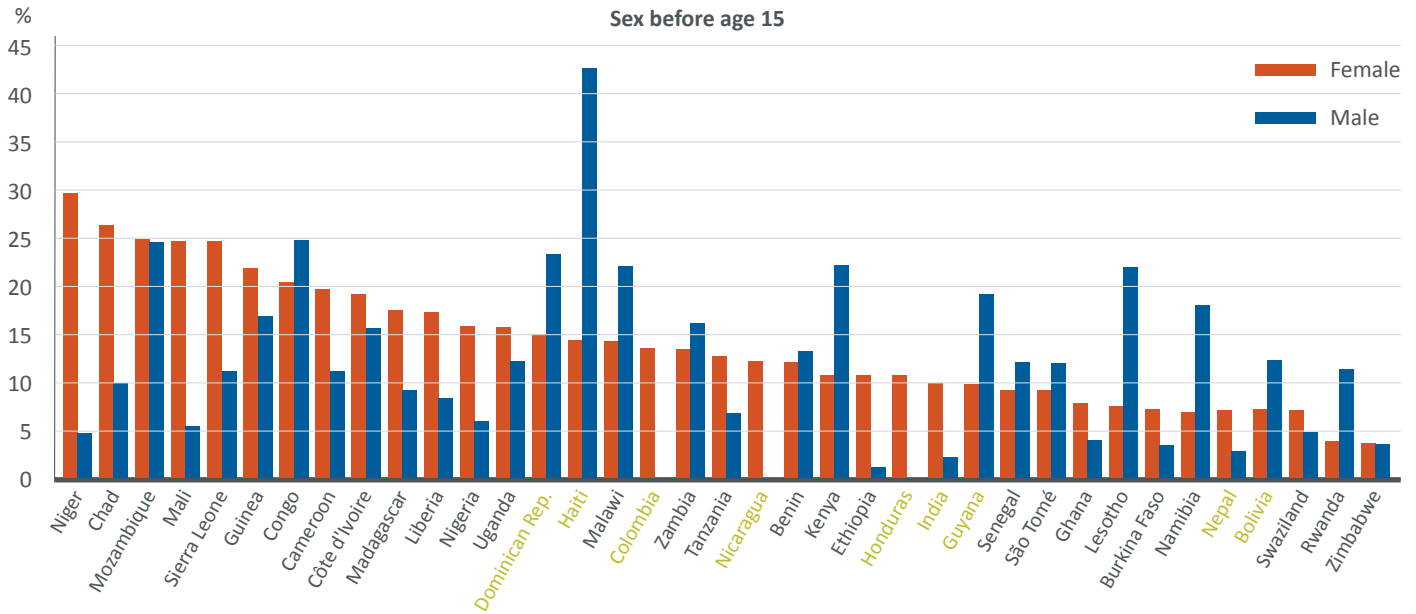
Source: UNESCO, 2012 Education for All, data for 2005-2010



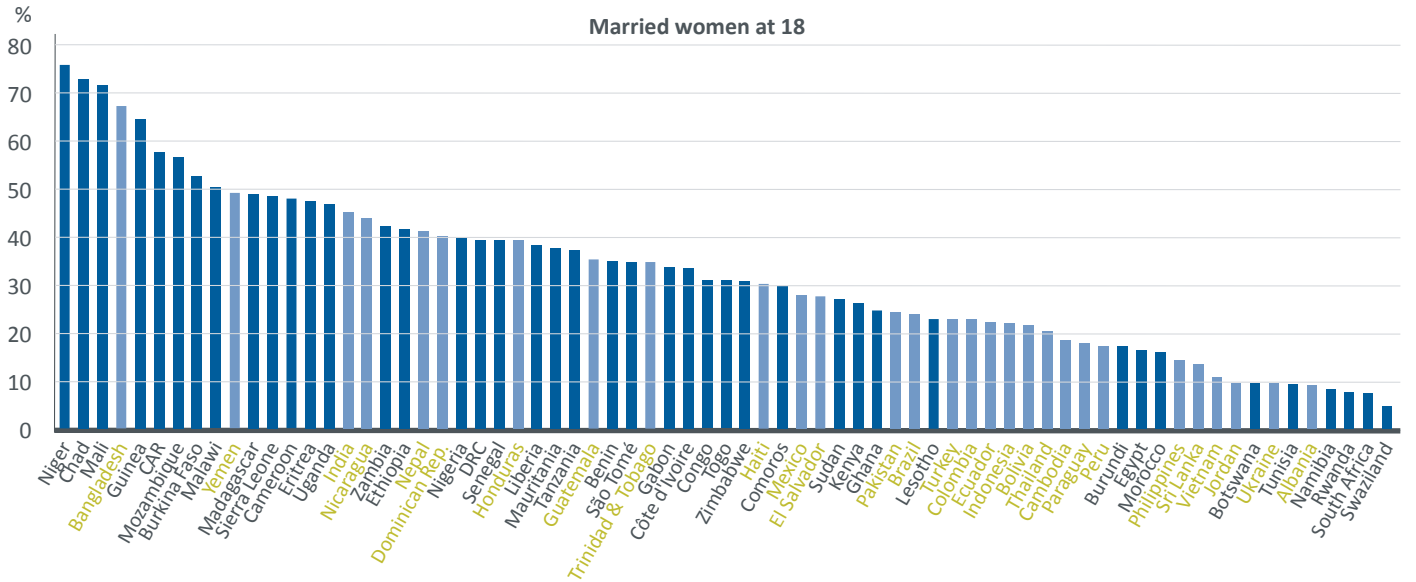
Source: World Bank, World Development Indicators, data for 2005-2011

Reproductive health: Early sex, early marriage, early pregnancy...

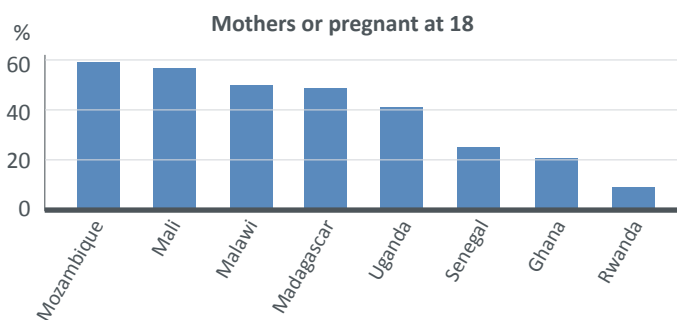
- In at least 13 African countries, over 15% of girls have sex before 15
- In at least 9 African countries, over 15% of boys have sex before 15
- In Congo, Côte d’Ivoire, Guinea and Mozambique, over 15% of both boys and girls have sex before 15
- In at least 7 African countries, over 20% of girls are mothers or pregnant at 18. In Mozambique and Mali it is more than 50%



Source: MEASURE DHS, Demographic and Health Surveys, data for 2003-2011



Source: MEASURE DHS, Demographic and Health Surveys, data for 2003-2011



Source: MEASURE DHS, Demographic and Health Surveys, data for 2008/9

Communicable diseases

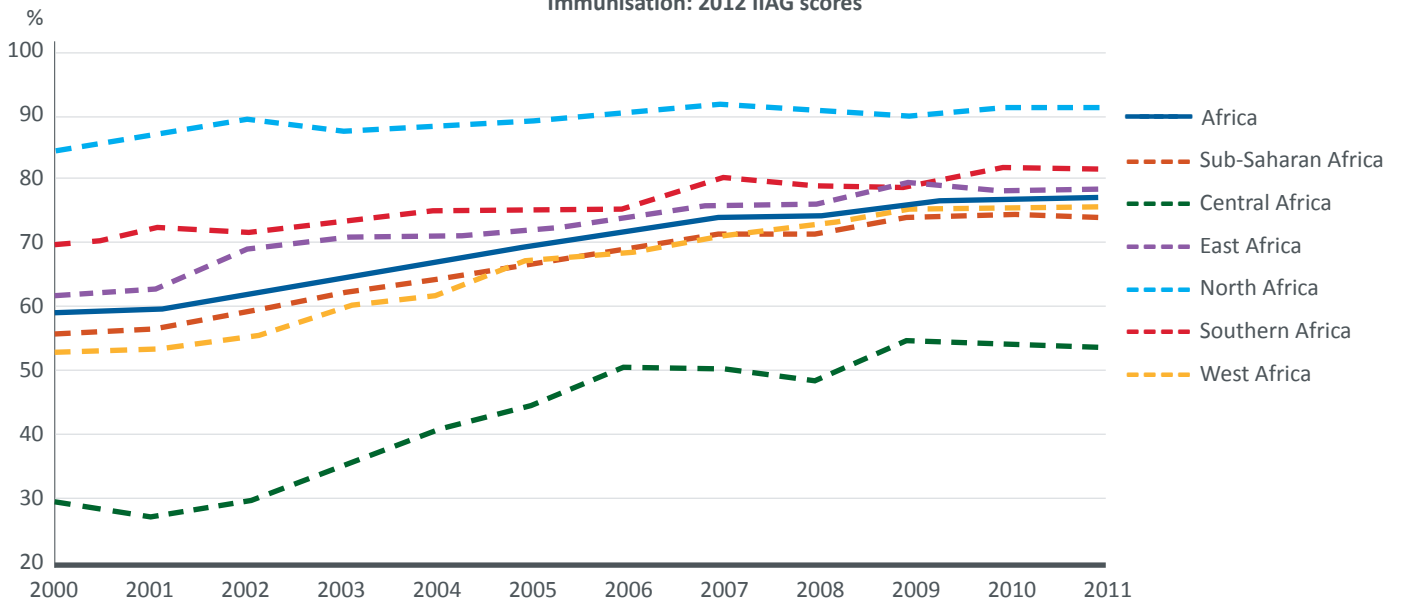
- Malaria is perceived by young people as a higher risk than HIV/AIDS
- Since 2000, Africa's average IIAG score for immunisation against measles and DPT has improved

Most serious diseases as perceived by youth¹



Source: Gallup, Gallup World Poll, data for 2011

Immunisation: 2012 IIAG scores



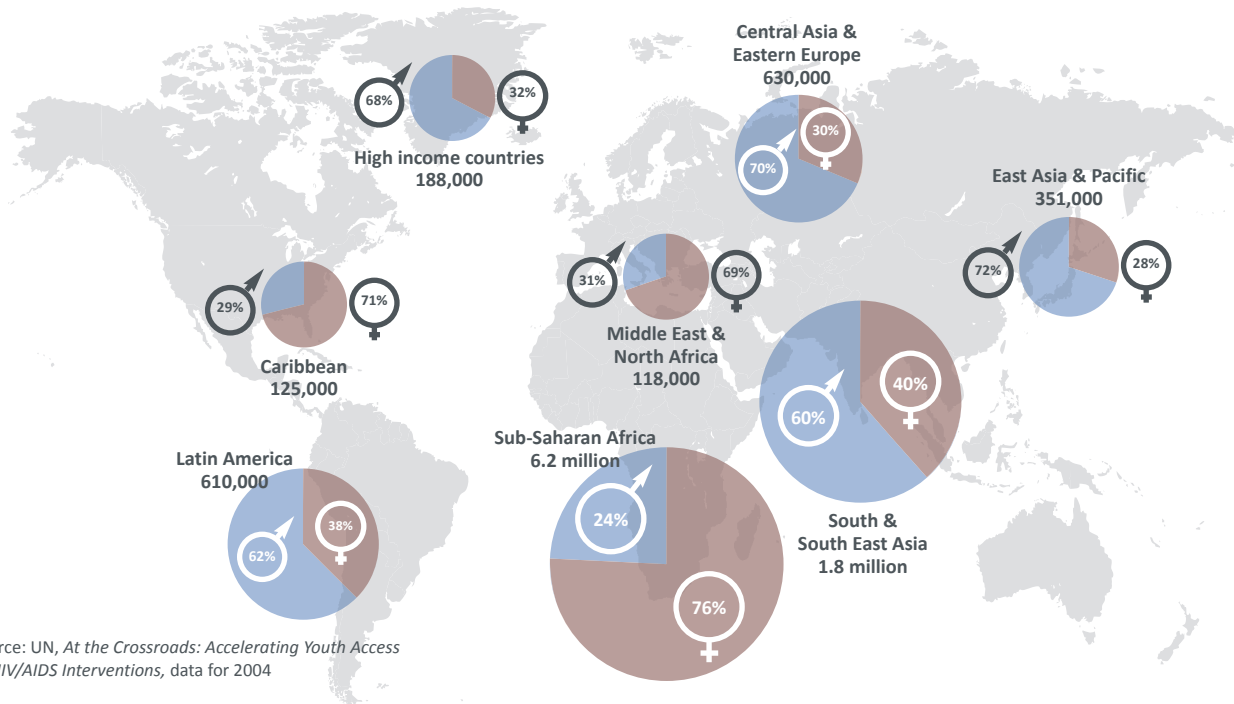
Source: Mo Ibrahim Foundation, 2012 Ibrahim Index of African Governance (IIAG)

1 Question: Which of the following diseases are serious problems in your country? Tuberculosis, HIV/AIDS, Malaria

HIV/AIDS

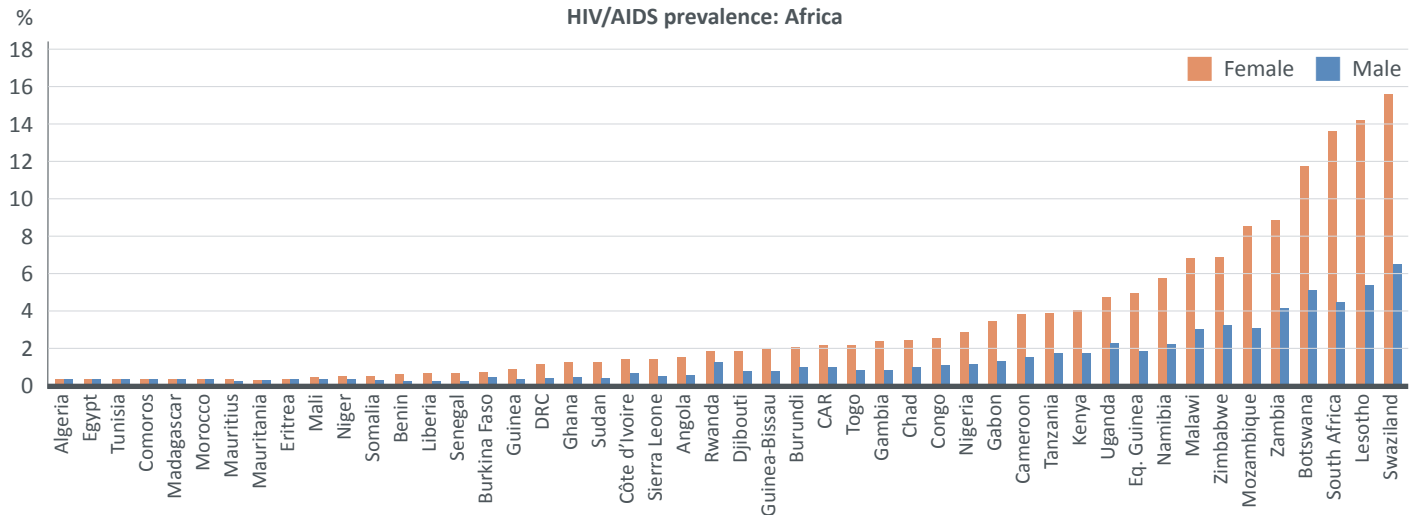
- An African problem: more so for Southern Africa, more so for women, more so in cities
- 10 million young people live with HIV/AIDS: 6.2 million of them in Africa

HIV/AIDS prevalence: Worldwide



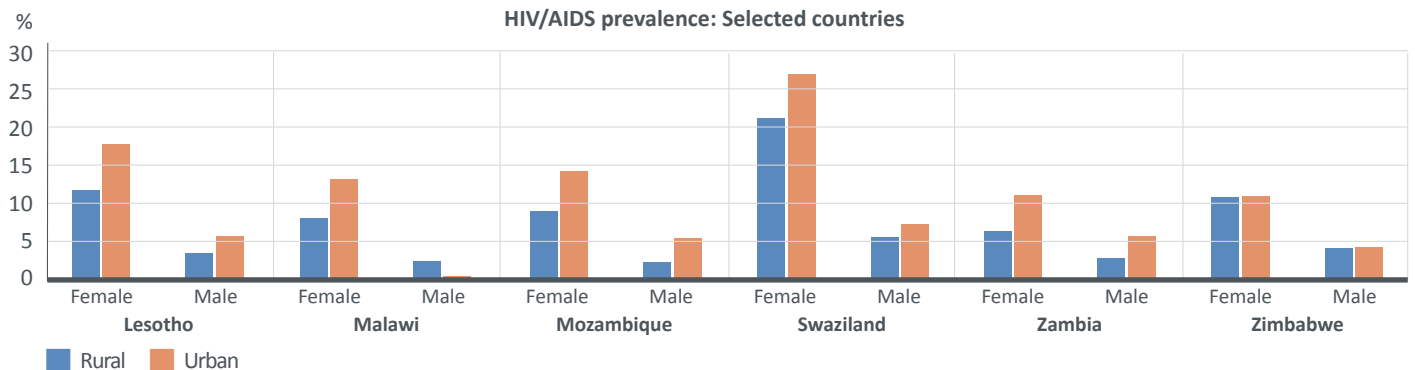
Source: UN, *At the Crossroads: Accelerating Youth Access to HIV/AIDS Interventions*, data for 2004

HIV/AIDS prevalence: Africa



Source: UNAIDS, *2010 Report on the Global Aids Epidemic*, data for 2009

HIV/AIDS prevalence: Selected countries



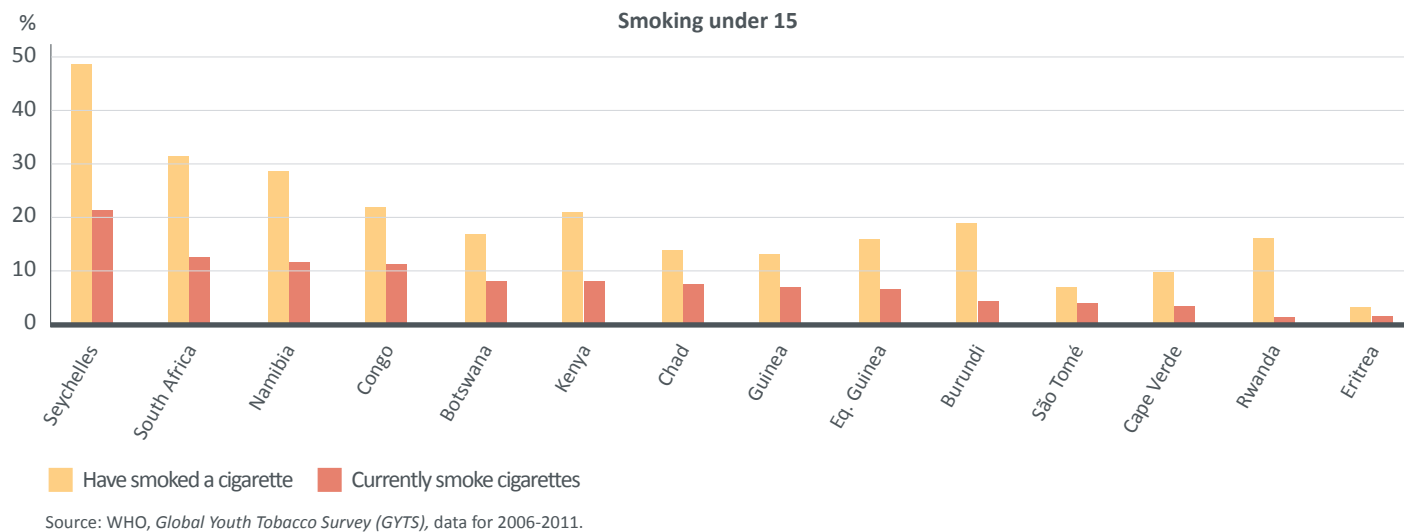
Source: MEASURE DHS, *Demographic and Health Surveys*, data for 2003-2011

Addictions: A growing concern

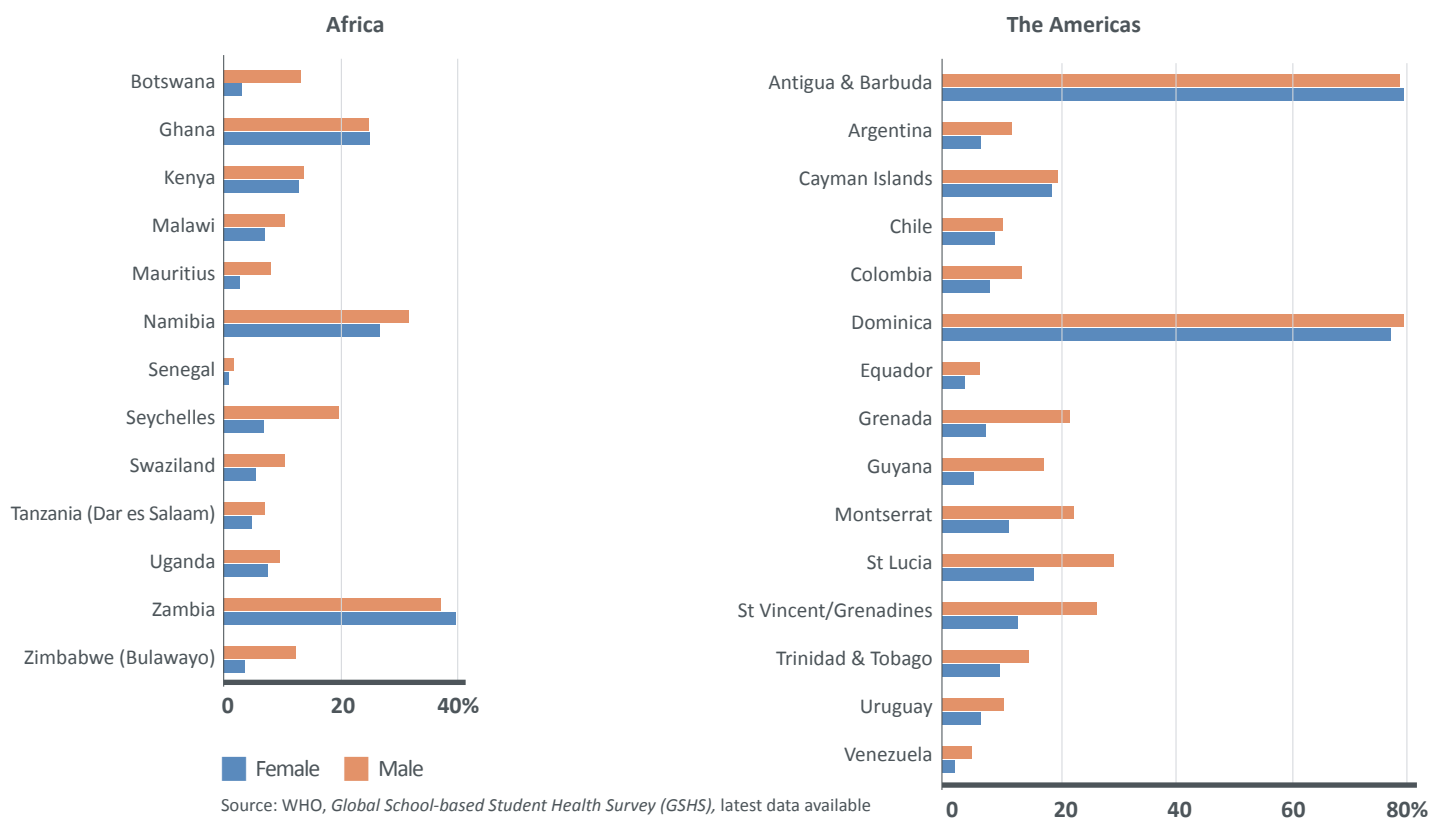
Alcohol consumption under 15¹



Smoking under 15



1 In the last 30 days

Drugs under 15¹

Drug use in Africa: A fast growing concern

- The most commonly used drugs in Africa are cannabis and ATS (amphetamine-type stimulants, not including “ecstasy”).
- In West and Central Africa, prevalence of cannabis use is much higher than the global average.
- Cocaine use is reportedly high in West, Central and Southern Africa, as a result of increased trafficking through coastal countries in West Africa.
- **Heroin markets are expanding in Africa** – increased heroin seizures in East, West, Central and North Africa – Egypt, Kenya, Nigeria, and Tanzania specifically.

Source: UNODC, 2012 World Drug Report

1 In the last 30 days

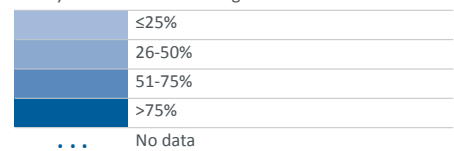
BOX: What can be done - anti-tobacco policy

The African Youth Charter (2006): “States Parties shall...take legislative steps such as banning advertising and increasing price in addition to instituting comprehensive preventative and curative programmes to control the consumption of tobacco, exposure to environmental tobacco smoke and alcohol abuse.”

Policy interventions

	Taxation	Advertising bans	Smoke-free policies	Health warnings	Cessation programs	Monitoring
Algeria	49%					
Angola	10%	—	—			...
Benin	2%					
Botswana	30%					
Burkina Faso	12%	—				
Burundi	41%	—	—
Cameroon	20%					
Cape Verde	20%		—			...
CAR	16%	—				...
Chad	18%					
Comoros	71%		—			
Congo	16%		—			
Côte d'Ivoire	35%	—	—			
DRC	27%		—			
Equatorial Guinea	19%	—				...
Eritrea	47%					
Ethiopia	32%		—			
Gabon	30%	—	—
Gambia	15%					...
Ghana	55%	...	—			
Guinea	32%					...
Guinea-Bissau	...	—	—			...
Kenya	28%	—	—			
Lesotho	46%		
Liberia	14%	—	—			...
Madagascar	47%					
Malawi	49%	—	—			
Mali	15%					
Mauritania	26%	—	—			
Mauritius	69%					
Mozambique	36%			
Namibia	...	—	—			
Niger	29%					
Nigeria	28%	—				
Rwanda	50%	—	—			...
São Tomé & Príncipe	52%	—	—			...
Senegal	21%		—			
Seychelles	79%					
Sierra Leone	20%	—	—			...
South Africa	32%					
Swaziland	20%	—	—			
Togo	15%	—	—			
Uganda	56%	—				
Tanzania	20%		—			
Zambia	46%	—	...			
Zimbabwe	34%					

Taxation: Share of tobacco-specific taxes in the price of a widely consumed brand of cigarettes



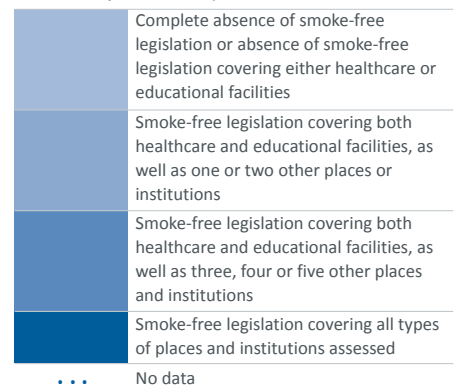
Advertising bans: Bans on advertising, promotion and sponsorship

Health warnings: Health warnings on tobacco packaging

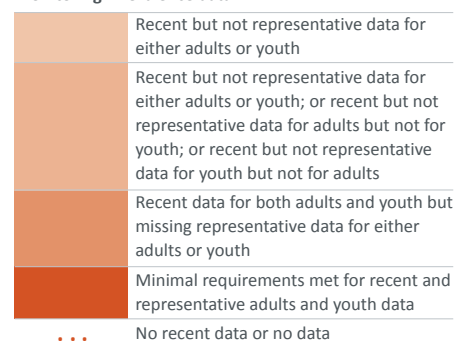
Cessation programs: Treatment of tobacco dependence



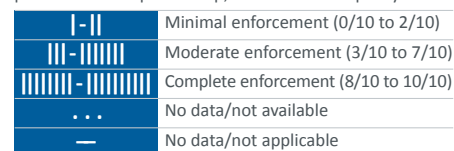
Smoke-free policies: Policy on smoke-free environment



Monitoring: Prevalence data



Enforcement*: Enforcement of bans on advertising, promotion and sponsorship; and smoke-free policy



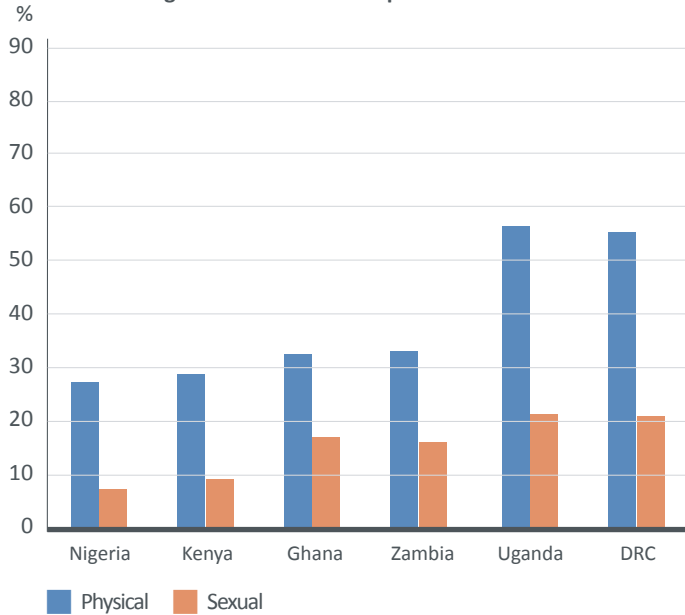
Source: WHO, MPOWER, data for 2001

*Based on a score of 0-10, where 0 is low enforcement.

Violence

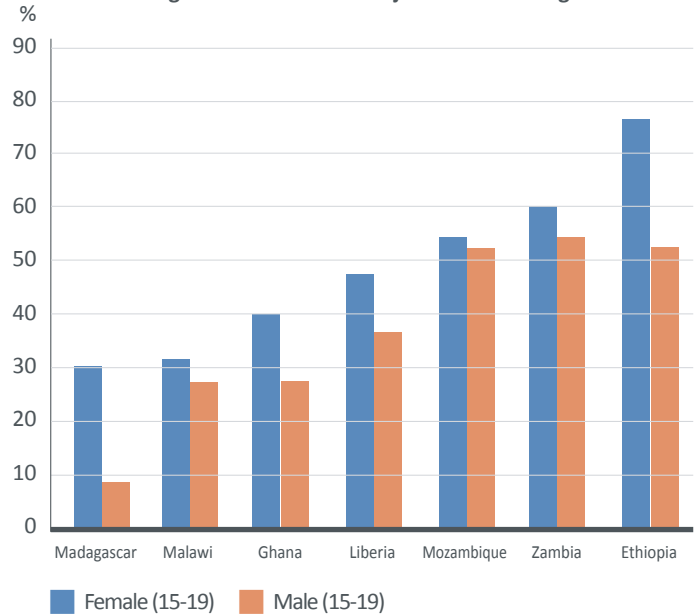
- Violence against women remains ‘normal’ in too many countries. In at least 6 countries between 20% and 60% of young women have experienced physical violence
- In Ethiopia, Mozambique and Zambia 50% of 15-19 year olds agree that a husband’s violence is justified
- In Mali, Ethiopia and Liberia between 45% and 85% of 15-29 year old women have experienced female genital mutilation
- In conflict zones, sexual violence is a common weapon
- Africa has the world’s highest rate of homicides of young women
- Africa has the highest rate of child and youth mortality as a result of road accidents

Young women who have experienced violence



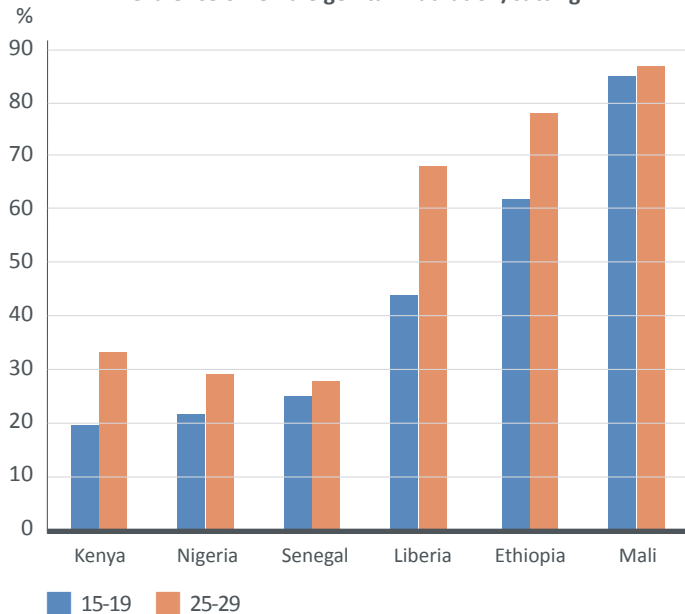
Source: MEASURE DHS, Demographic and Health Surveys, data for 2008/9

Youth who agree that a husband is justified in hitting his wife



Source: MEASURE DHS, Demographic and Health Surveys, data for 2008/9

Prevalence of female genital mutilation/cutting



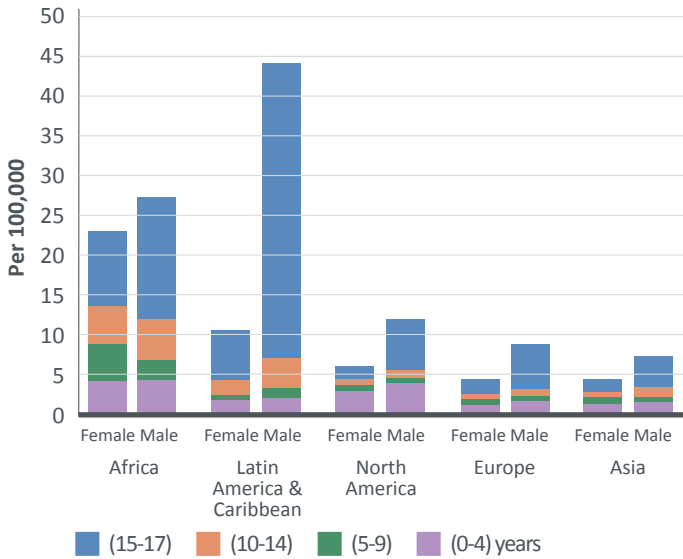
Source: MEASURE DHS, Demographic and Health Surveys, data for 2003-2008

Sexual violence as a weapon in conflict zones

- In the **DRC** approximately 1,100 rapes are being reported each month, with an average of 36 women and girls raped every day. It is believed that over 200,000 women have suffered from sexual violence in that country since armed conflict began.
- The rape and sexual violation of women and girls is pervasive in the conflict in **Darfur**.
- Between 250,000 and 500,000 women were raped during the 1994 genocide in **Rwanda**.
- Sexual violence was a characterising feature of the 14-year long civil war in **Liberia**.
- Recently in **Northern Mali**, worrying cases of the abduction and rape of girls have been reported.

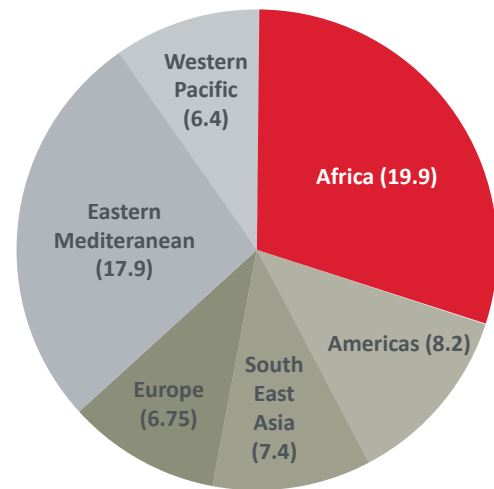
Sources: UN, *UNITE to End Violence against Women: Violence against women: the situation*, [accessed October 2012] and Human Rights Watch, *Mali: War Crimes by Northern Rebels*, April 2012

Child and youth homicide



Source: WHO, World Report on Violence and Health, data for 2002

Road traffic injury mortality (0-20 years old) (rate per 100,000)

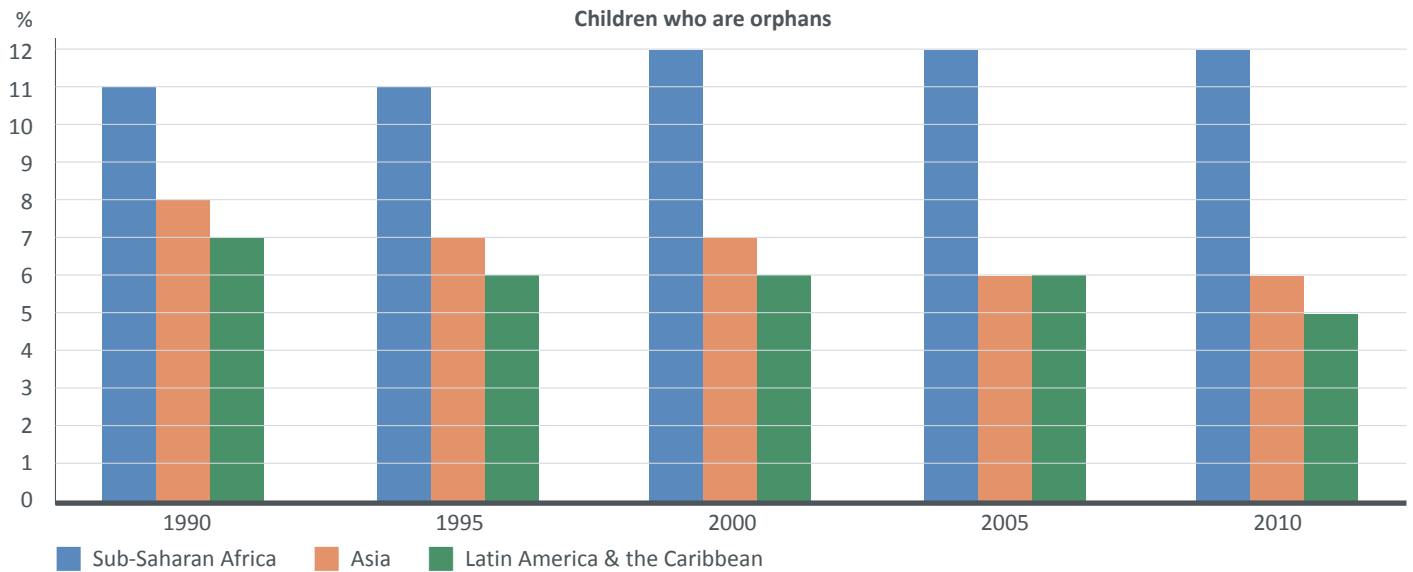


Source: WHO, 2010 World Report on Child Injury Prevention, data for 2004

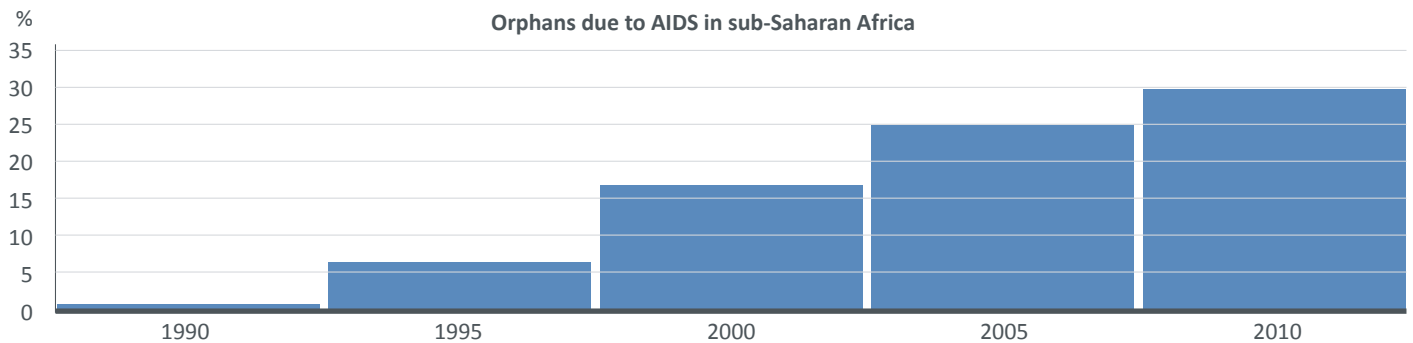
Orphans

- Sub-Saharan Africa is the only region where the number of orphans has increased in recent years
- An increasing % of them are orphaned as a result of AIDS

Children who are orphans



Orphans due to AIDS in sub-Saharan Africa



Source: UNAIDS and UNICEF, data for 2006

Spotlight: Young champions

- 34 African champions brought medals home to their African countries from the 2012 Olympic Games
- The youngest athlete in the whole 2012 Olympic Games was a 13 year old from the Togolese team who competed in swimming
- The oldest athlete from an African team was a 46 year old from the South African team who competed in archery. The oldest athlete in the entire games was a 71 year old Japanese equestrian

2012 Olympic Games: Young champions in African teams

Global rank by gold medals won	Country team	Gold medals	Silver medals	Bronze medals	Total medals	Median age of team	Age of youngest athlete on team
23rd	South Africa	3	2	1	6	25.4	18
24th	Ethiopia	3	1	3	7	23.5	18
28th	Kenya	2	4	5	11	24.8	17
45th	Tunisia	1	1	1	3	25.3	17
50th	Algeria	1	0	0	1	24.4	14
50th	Uganda	1	0	0	1	23.8	15
58th	Egypt	0	2	0	2	24.4	17
69th	Botswana	0	1	0	1	23.8	18
69th	Gabon	0	1	0	1	21.8	16
79th	Morocco	0	0	1	1	25.4	18

Source: London2012, The Guardian

Young African champions in UK Premier League football

- 50 young Africans played in the Premier League in the 2011-2012 season
- 13 young Africans played in the top 4 teams:
 - Chelsea - 1 Ghanaian, 2 Ivorians, 1 Nigerian
 - Manchester City - 3 Ivorians, 1 Togolese
 - Manchester Utd - 1 Senegalese
 - Arsenal - 2 Ivorian, 1 Cameroonian, 1 Ghanaian

Player nationality	Number of players
Nigeria	10
Côte d'Ivoire	8
Senegal	8
Cameroon	6
Ghana	3
Algeria	3
Mali	3
Morocco	2
South Africa	2
Egypt	1
Congo	1
Benin	1
Togo	1
DRC	1

Source: Football Lineups website and The Telegraph, *Premier League: which countries are the players from?* August 2011**Africa's Youth Football Talents**

- The desire among young Africans to become professional footballers is evident in the number of children who attend continent-wide trials to get into professional football programmes. The 2008 trials to enter the Aspire sports academy in Qatar saw around 750,000 African children compete for only 23 places
- FIFA created the Transfer Matching System, to restrict the illegal transfer of underage players. *"The system will stop unscrupulous agents from luring children with false promises of contracts and then dumping them in the streets of European cities"* said former Ghana captain Anthony Baffoe
- Other initiatives involve the creation of training centres and football academies that help young footballers to develop. Such centres with new and modern facilities prevent the best young players from having to go abroad
 - In Morocco, the Mohamed VI Academy is home to 60 youngsters from all over the country
 - The Algerian Football Association receives state funding for professional youth coaches
 - Successful programmes in Tunisia and Egypt contributed to Esperance de Tunis' CAF Champions League win in 2011 and Egypt's 3 consecutive Africa Cup of Nations wins
 - Cameroon boasts the Kadji Sport Academies, which have produced stars like Samuel Eto'o

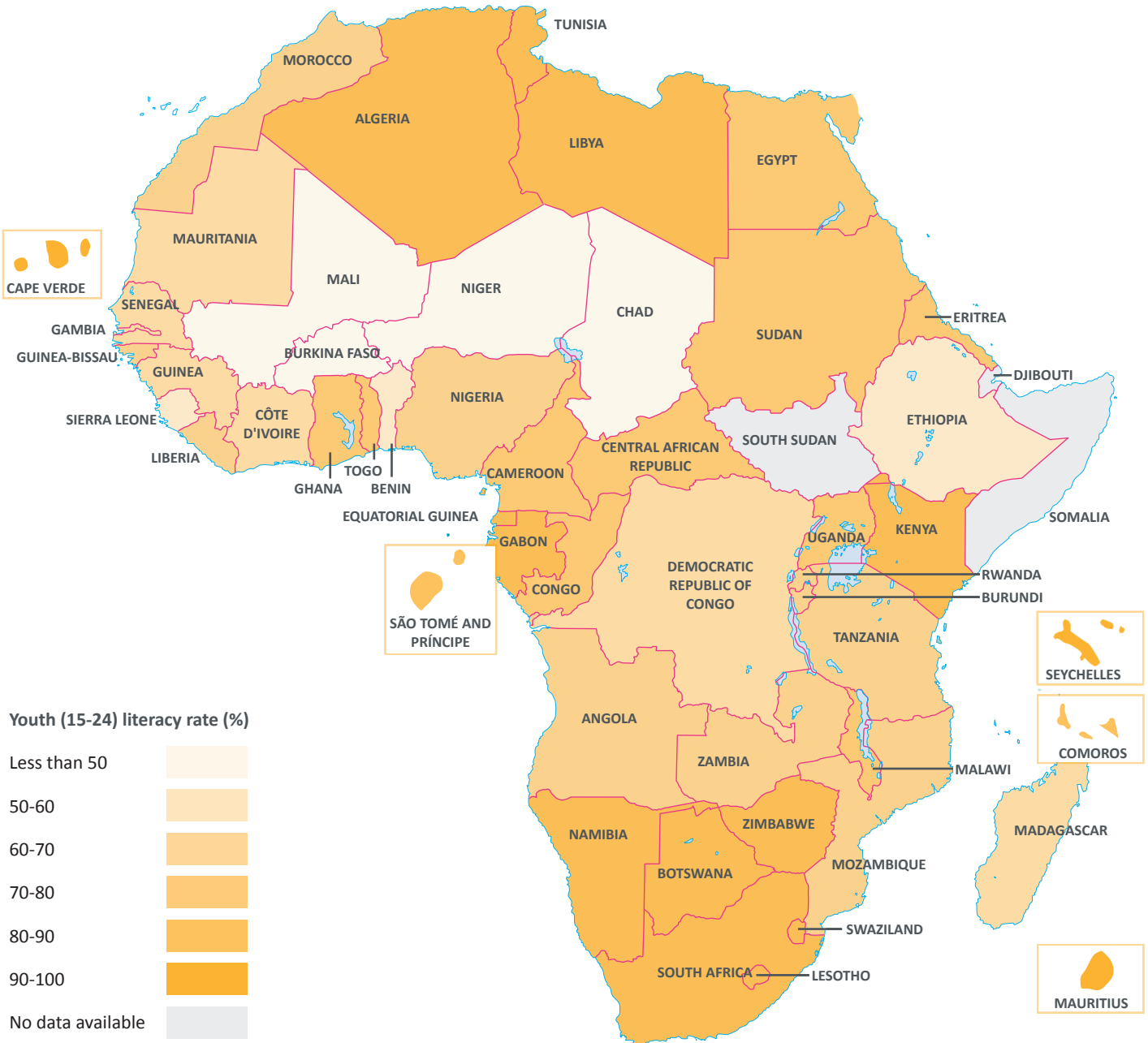
Source: FIFA 2012, The Guardian, 2008

EDUCATION: BETTER BUT NOT GOOD ENOUGH

Literacy levels differ across the continent

- In 4 countries of the Sahel, less than 50% of youth are literate
- In 16 countries, mostly in North and Southern Africa, at least 90% of youth are literate

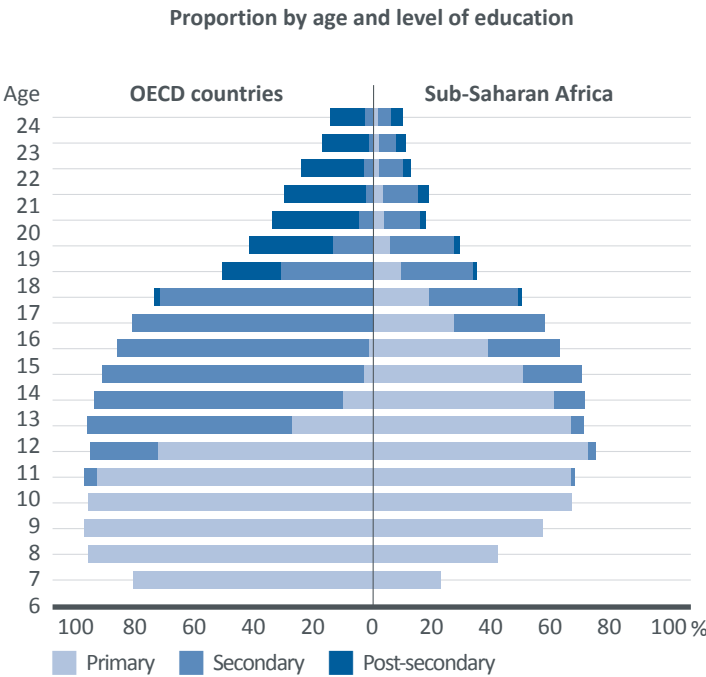
Youth literacy rate



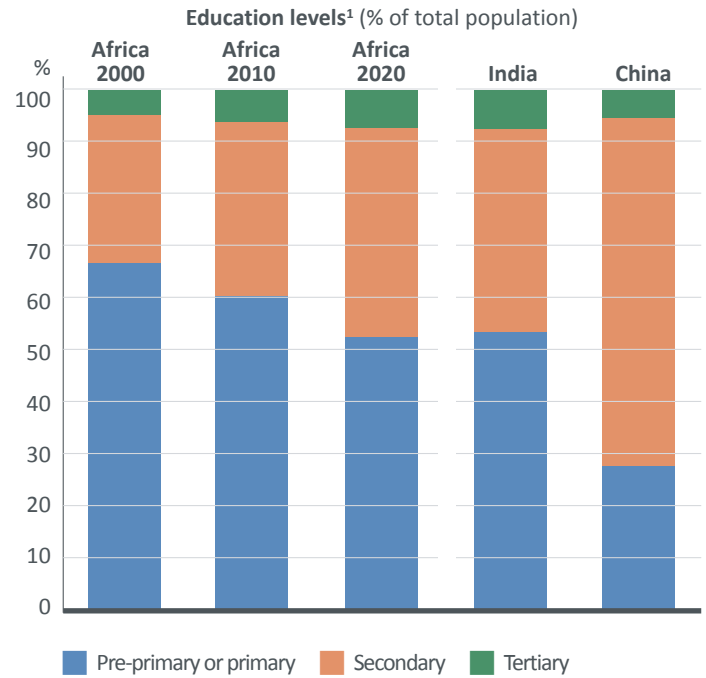
Source: UN, *World Population Prospects: The 2010 Revision*

At a global level, Africa's literacy lags behind

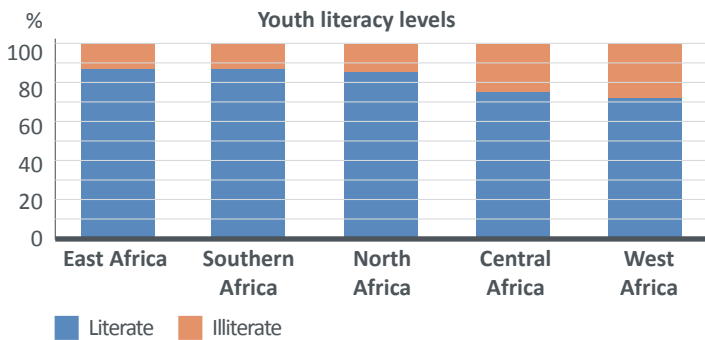
- With the exception of the DRC, young Africans are generally more literate than their parents
- Africa's education level still lags behind the rest of the world
- Currently, Africa's education level is worse than India's and China's
- West and Central Africa are lagging behind East, Southern and North Africa in literacy rates
- Gender disparity is high, but varies across the continent



Source: UNESCO, *Overcoming inequality: Why governance matters*, EFA Global Monitoring Report 2009, data for most recent year available



Source: McKinsey Global Institute, *Africa at work: Job creation and inclusive growth*, 2012



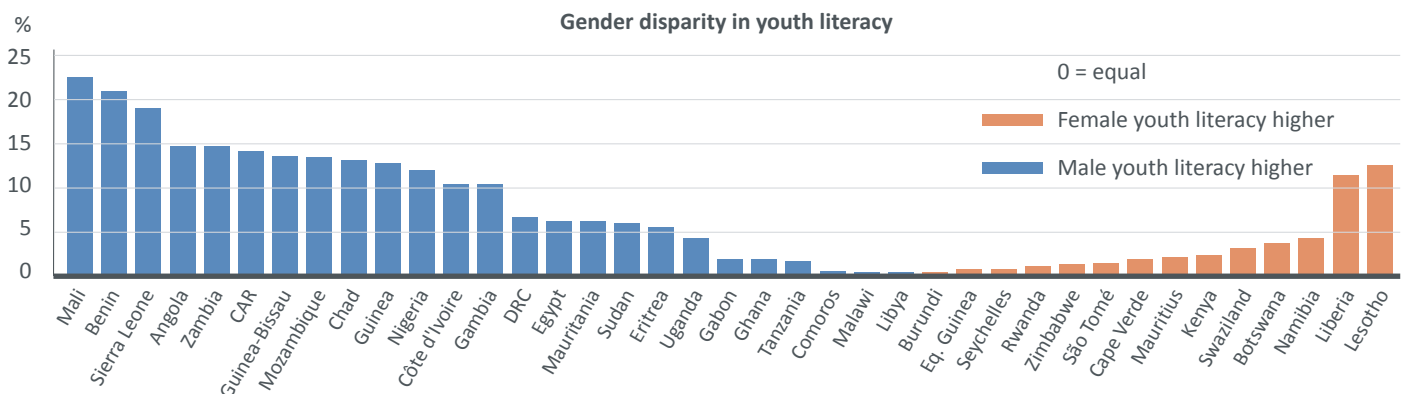
Source: UNESCO, Institute for Statistics, data for 2010

In Mali, 22.4% more young men than young women are literate

In Uganda, 4.2% more young men than young women are literate

In Cape Verde, 1.7% more young women than young men are literate

In Lesotho, 12.3% more young women than young men are literate

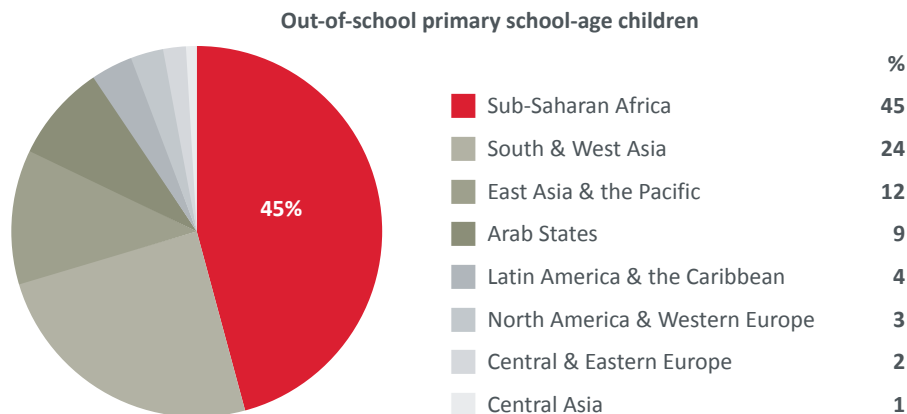


Source: UNESCO, Institute for Statistics, data for 2010

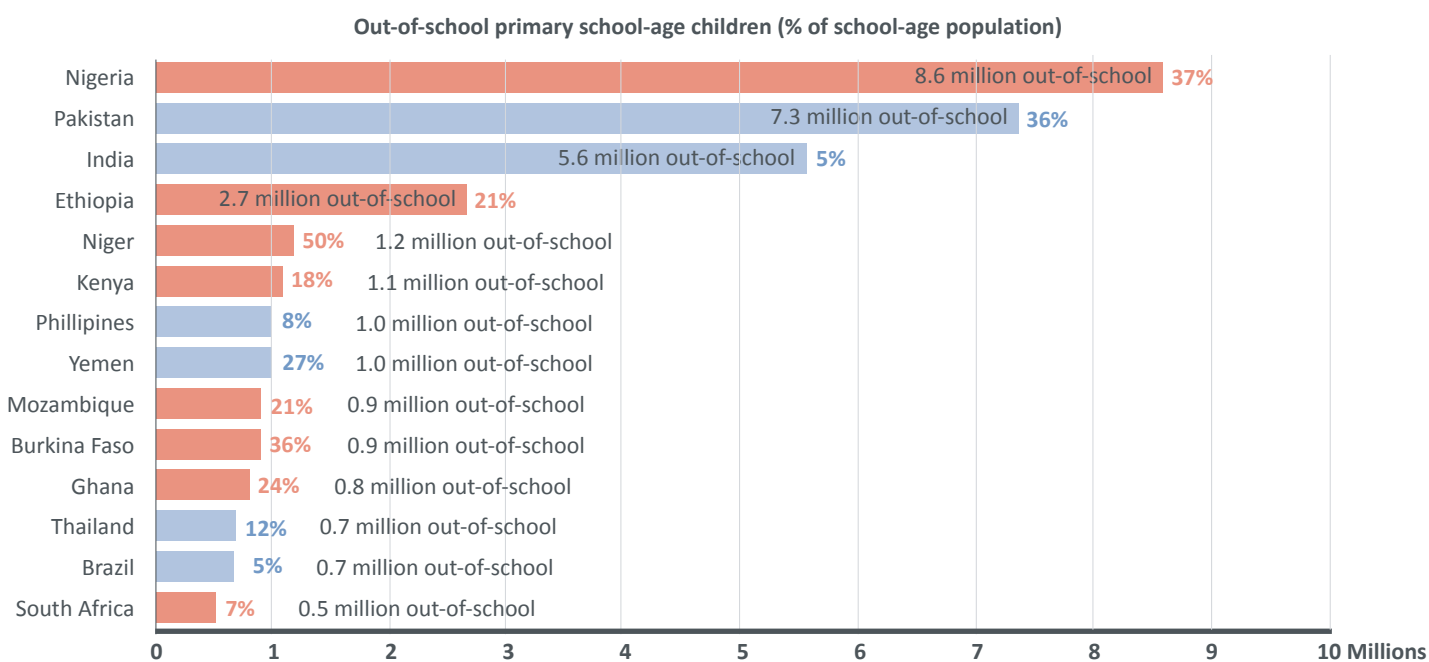
1 Percentage of population with at least some of the given level of education

Almost 1/2 of the world's out-of-school children live in sub-Saharan Africa

- 1/2 of the world's out-of-school children are concentrated in 15 countries, 8 of which are in sub-Saharan Africa
- Almost 9 million children are currently out-of-school in Nigeria, which is more than 1/3 of its primary school-aged children
- No compulsory education in Ethiopia and few African countries make 11 or more years of education compulsory



Source: UNESCO, 2011 World Atlas of Gender Equality in Education, data for 2009



Source: UNESCO, 2011 Education for All Global Monitoring Report, data for 2008

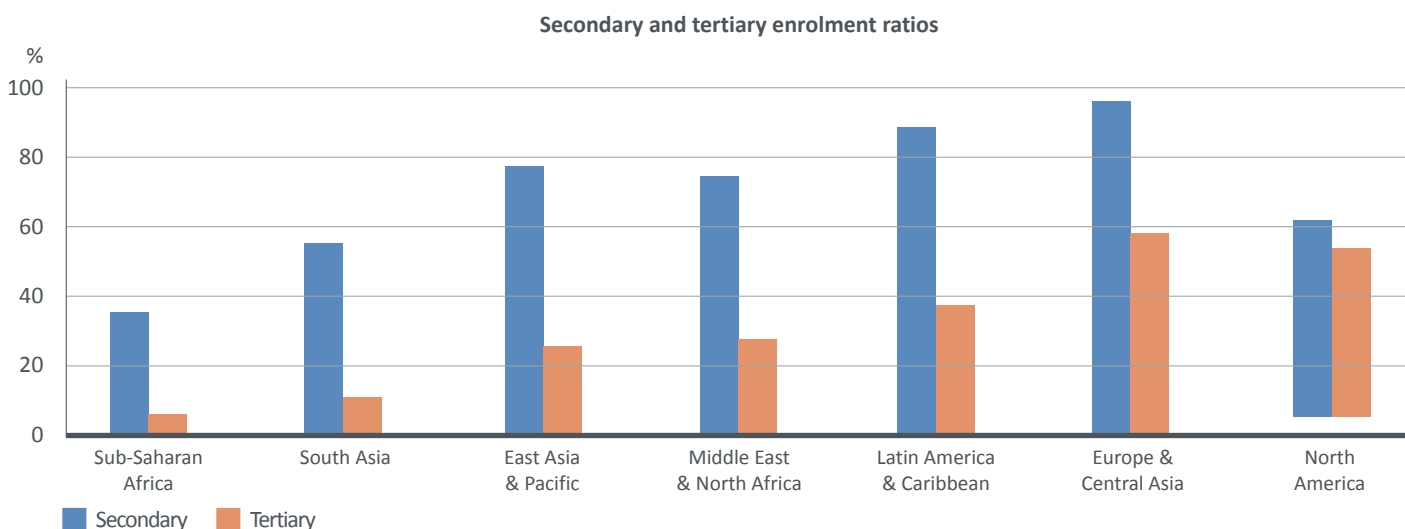
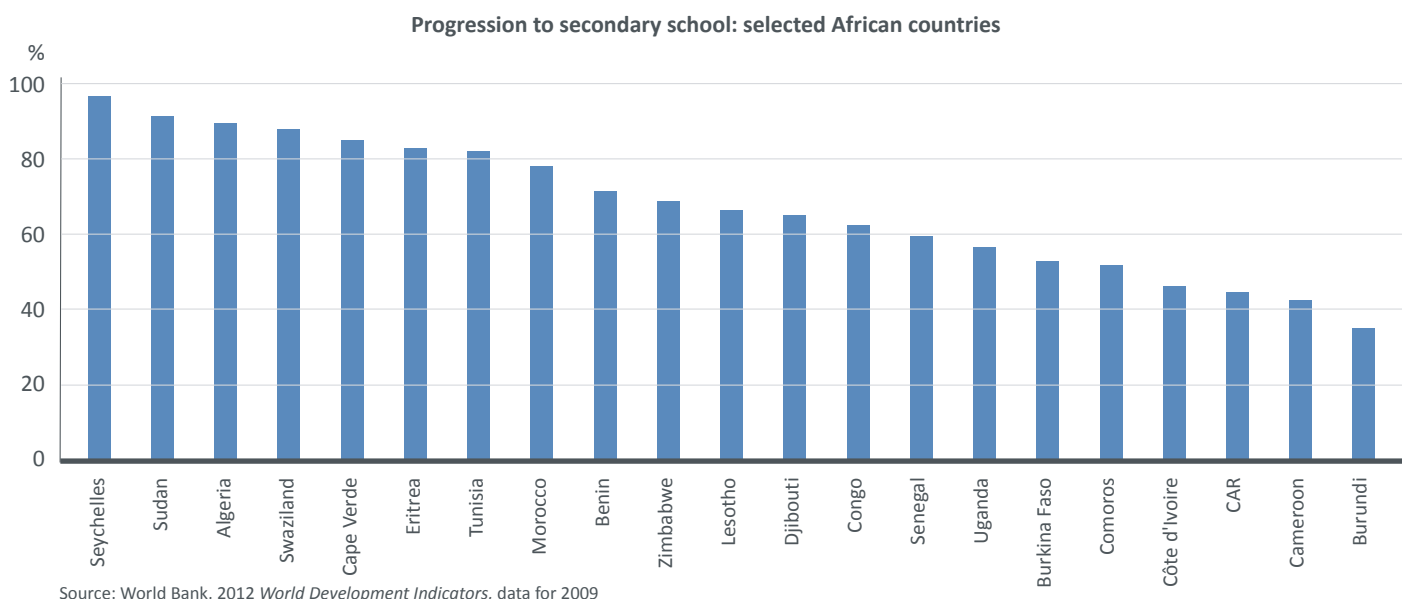
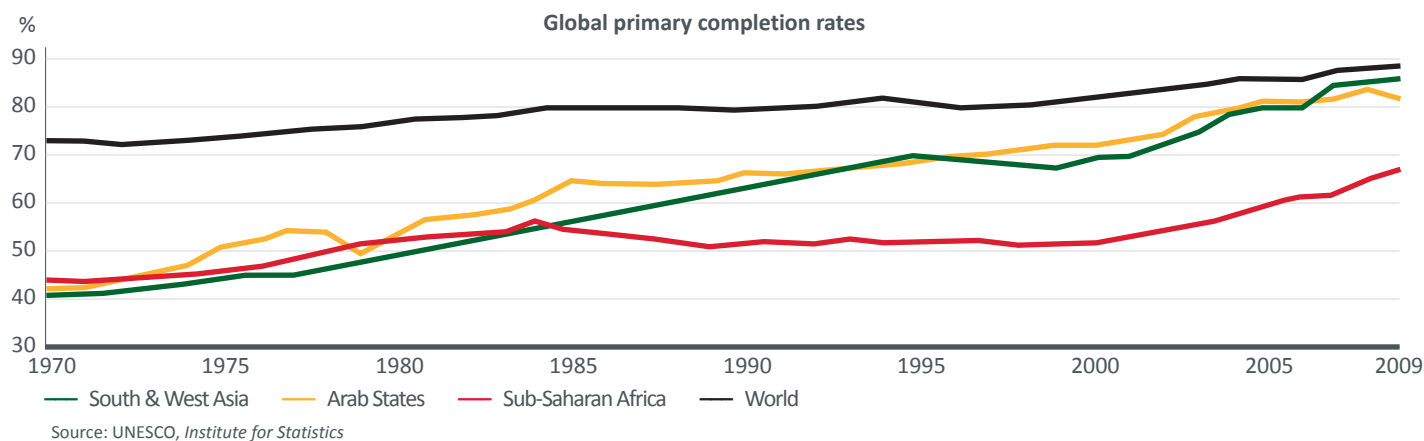
Years of compulsory education

Years of compulsory education	African countries	Non-African countries
0	Ethiopia	Cambodia
5	Equatorial Guinea, Madagascar	Bangladesh, Pakistan
6	Cameroon, Benin, Gambia, Guinea-Bissau, Rwanda, Senegal, Sierra Leone	Iraq, Malaysia, Chile
10	Botswana, Central African Republic, Côte d'Ivoire, Congo, Dem. Rep., Ghana, Guinea, Namibia, Seychelles, Togo	Belize, Columbia, Costa Rica
11	Burkina Faso, Cape Verde, Congo, Gabon, Liberia, Djibouti	Mexico, Guatemala
12	Mauritius	Uzbekistan, Chile
13		Argentina, Ecuador
14		Peru
17 years		Puerto Rico

Source: UNESCO, Institute for Statistics, data for most recent year available

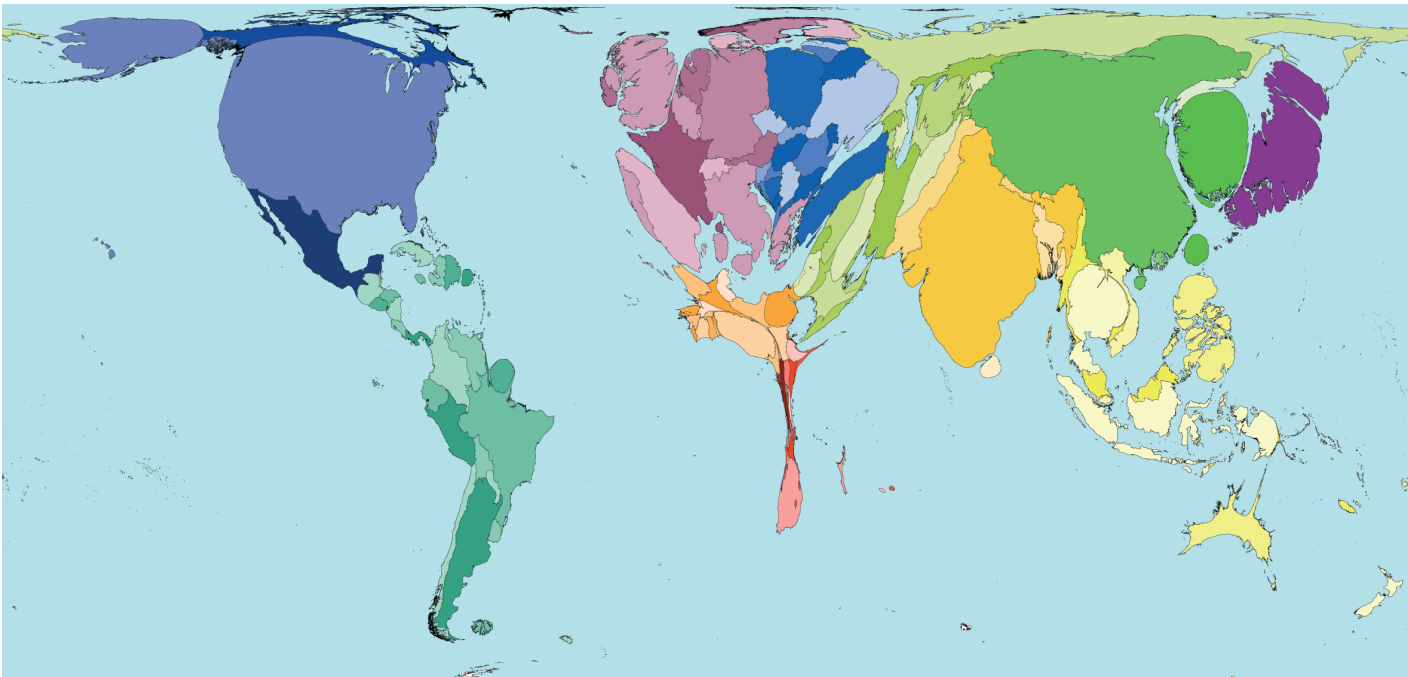
School completion rates remain a concern

- Only 2/3 of African students progress from primary to secondary school. This is 20 percentage points behind the world average and has remained unchanged since 2000
- Though steadily rising, primary school completion rates in Africa have been the lowest in the world since 1984
- In 1970, primary school completion rates in sub-Saharan Africa were higher than in Arab States and South & West Asia

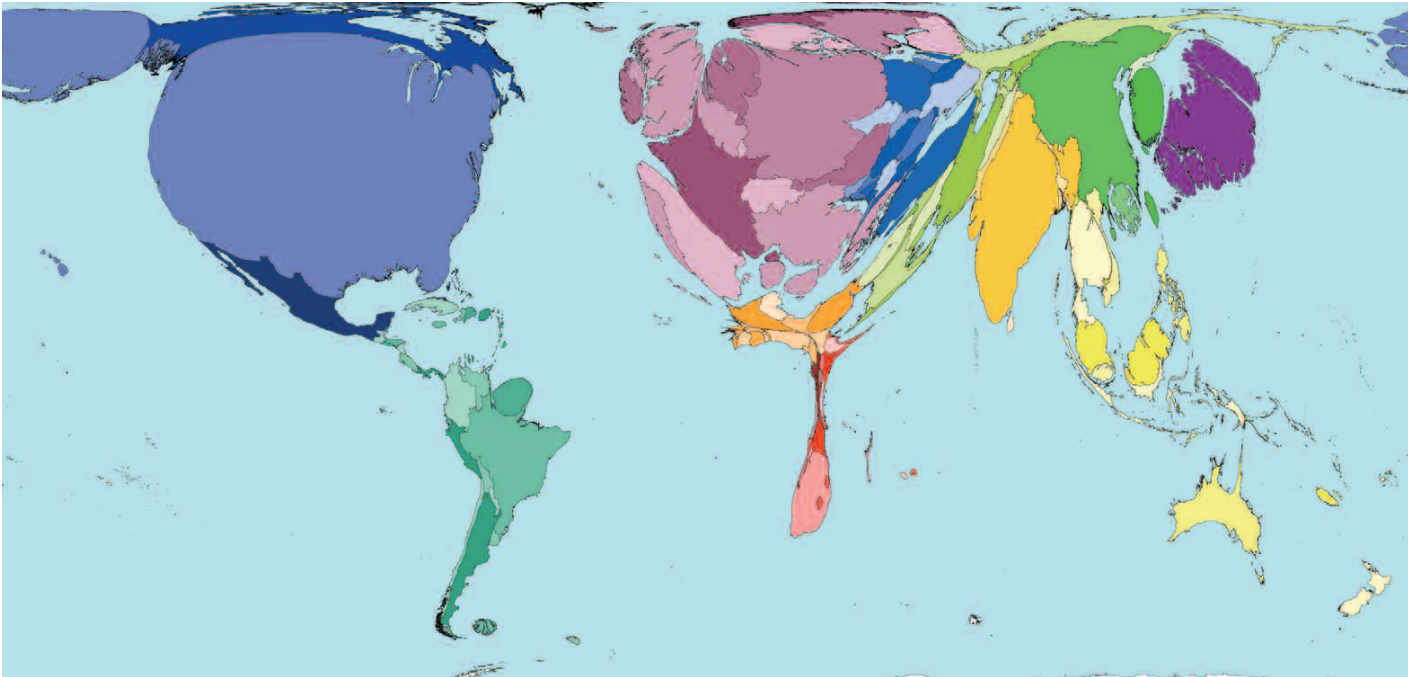


Spotlight: Tertiary education - distorted Africa

Tertiary education enrolment



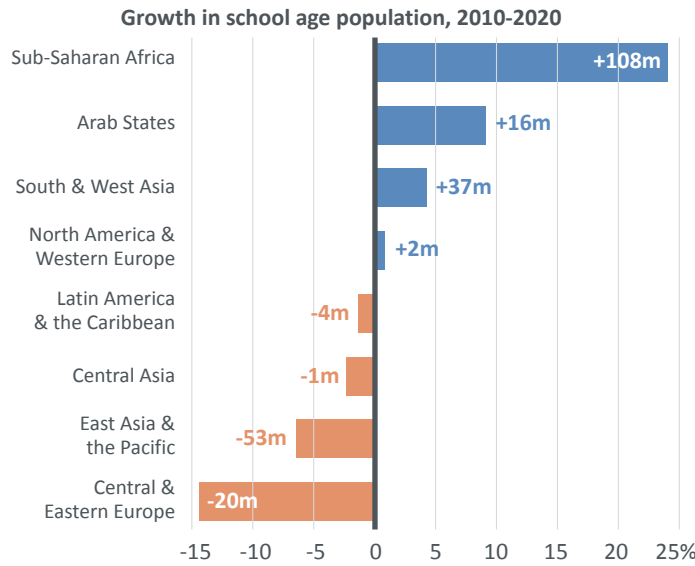
Tertiary education spending



Source: (c) Copyright SASI Group (University of Sheffield) and Mark Newman (University of Michigan), data for 2006

Children without schools in Africa vs. schools without children elsewhere?

- Over the next 10 years, there will be 108 million more school-age children in Africa
- By 2020, the number of school-age children in sub-Saharan Africa will be twice the number in North America and Western Europe
- The pupil-teacher ratio ranges from 12.5 in Seychelles to 81.3 in Central African Republic
- In around 1/2 of African countries there are almost 40 pupils per teacher



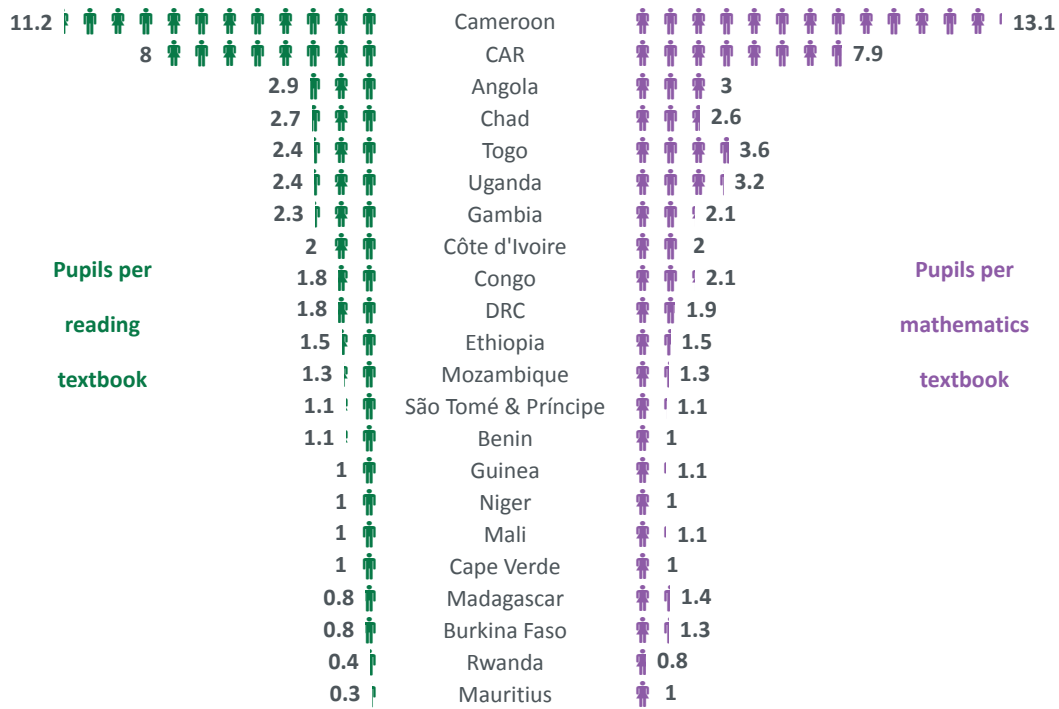
Source: UN Population Division, data for 2010

Pupil-teacher ratio in primary schools

Seychelles	12.5	Mauritania	37.2
Tunisia	17.0	Eritrea	38.0
Mauritius	21.5	Niger	39.0
Algeria	23.3	Madagascar	40.1
Cape Verde	23.6	Togo	40.6
World	24.2	Guinea	42.2
Liberia	24.3	Cameroon	45.5
Gabon	24.5	Angola	45.8
Botswana	25.4	Benin	46.4
Egypt	26.3	Kenya	46.8
Morocco	26.4	Burkina Faso	48.2
Equatorial Guinea	27.2	Mali	48.5
São Tomé & Príncipe	29.8	Uganda	48.6
Namibia	30.1	Côte d'Ivoire	48.8
Comoros	30.2	Congo	49.1
South Africa	30.7	Burundi	50.6
Ghana	31.0	Tanzania	50.8
Sierra Leone	31.3	Guinea-Bissau	51.9
Swaziland	32.3	Ethiopia	54.1
Senegal	33.7	Mozambique	55.4
Lesotho	33.8	Zambia	58.0
Djibouti	35.2	Rwanda	58.1
Somalia	35.5	Chad	62.2
Nigeria	36.0	Malawi	79.3
Gambia	36.6	CAR	81.3
DRC	37.0		

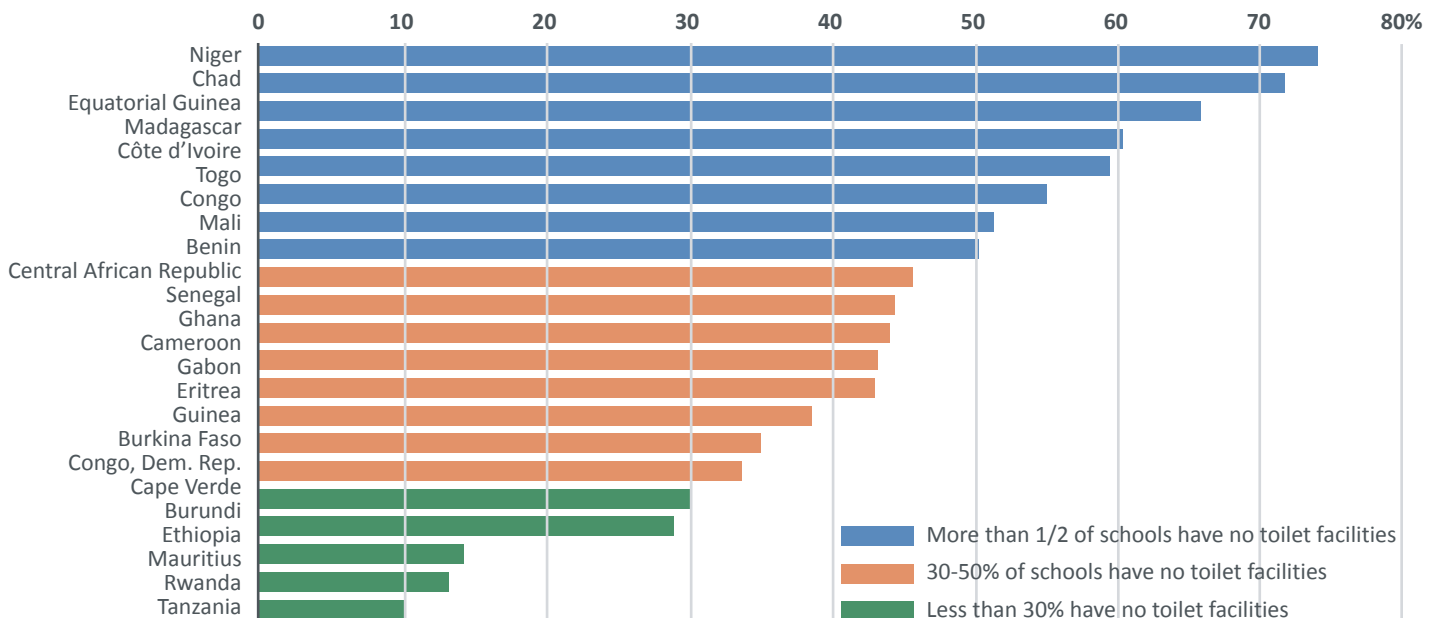
Source: UNESCO, Institute for Statistics, latest available data

Average number of pupils per textbook in selected African countries



Source: UNESCO, *Institute for Statistics*, data for 2011

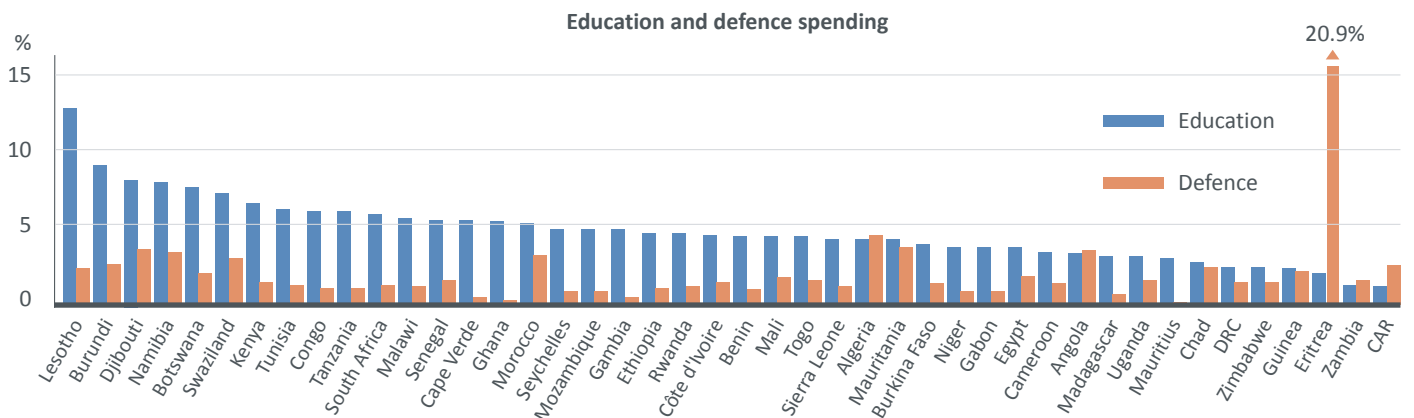
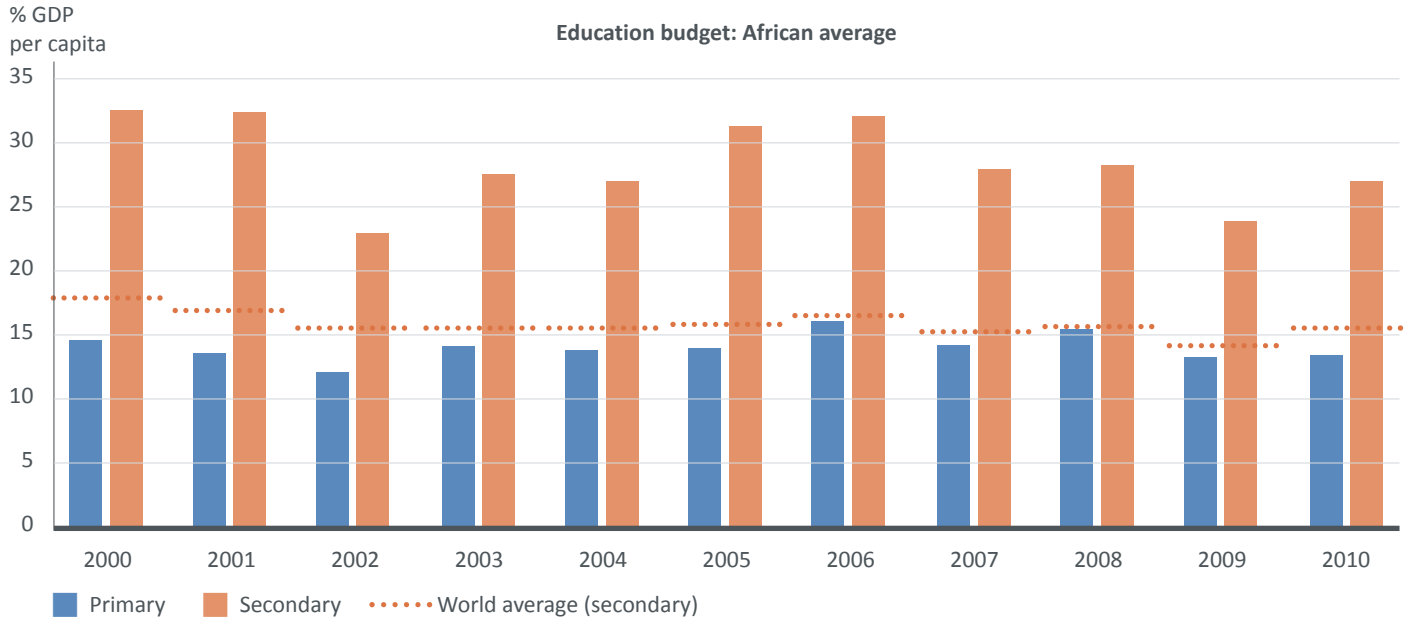
Schools without toilet facilities




Source: UNESCO, *Institute for Statistics*, data for most recent year

Despite significant efforts, education remains a huge financial challenge

- Africa spends more on secondary education than the global average (as a % of GDP per capita)
- Eritrea, Algeria, Angola and Central African Republic spend less on education than on defence
- Globally, there has been significant education support from donors and foundations



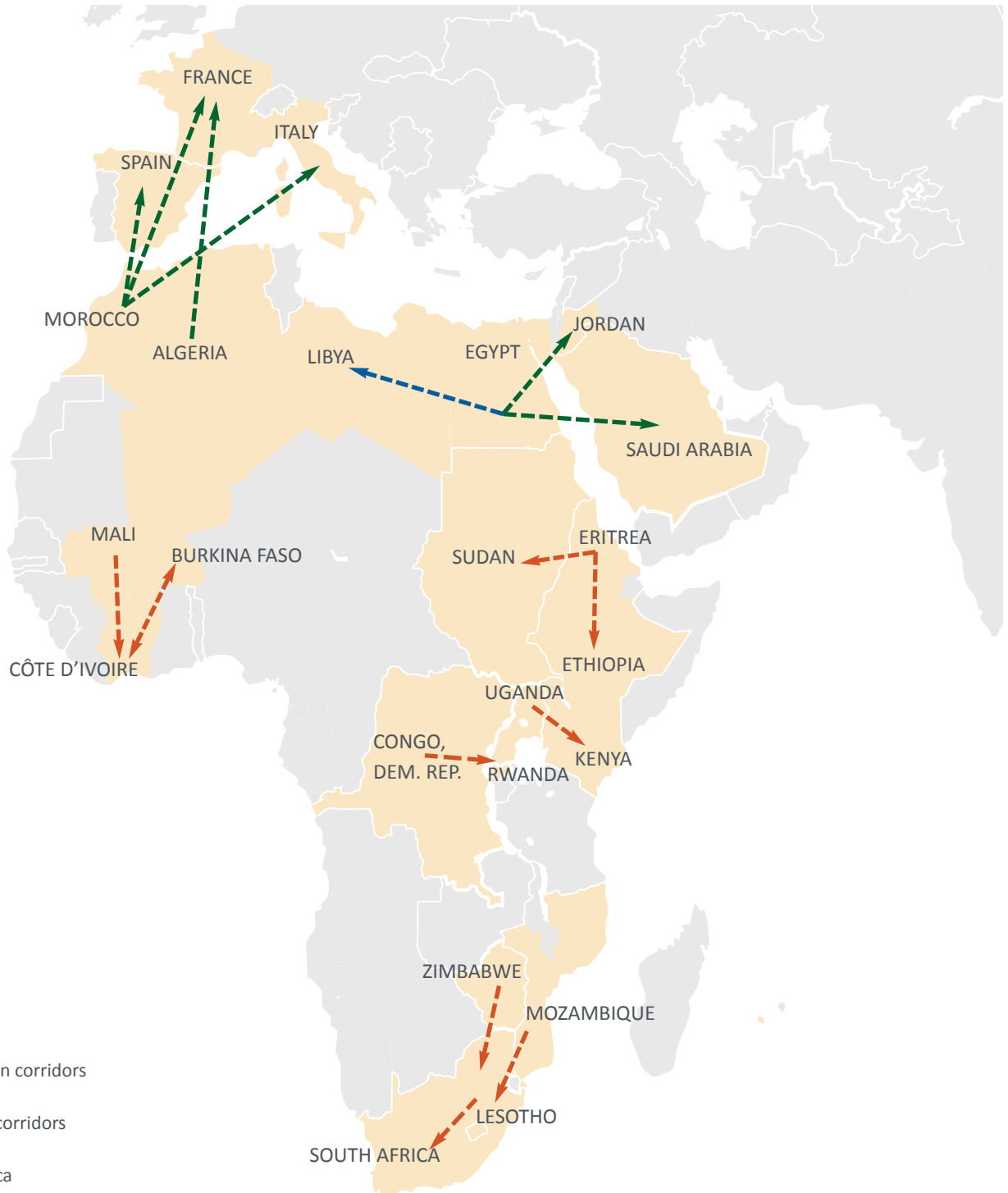
Education funding: donors and foundations



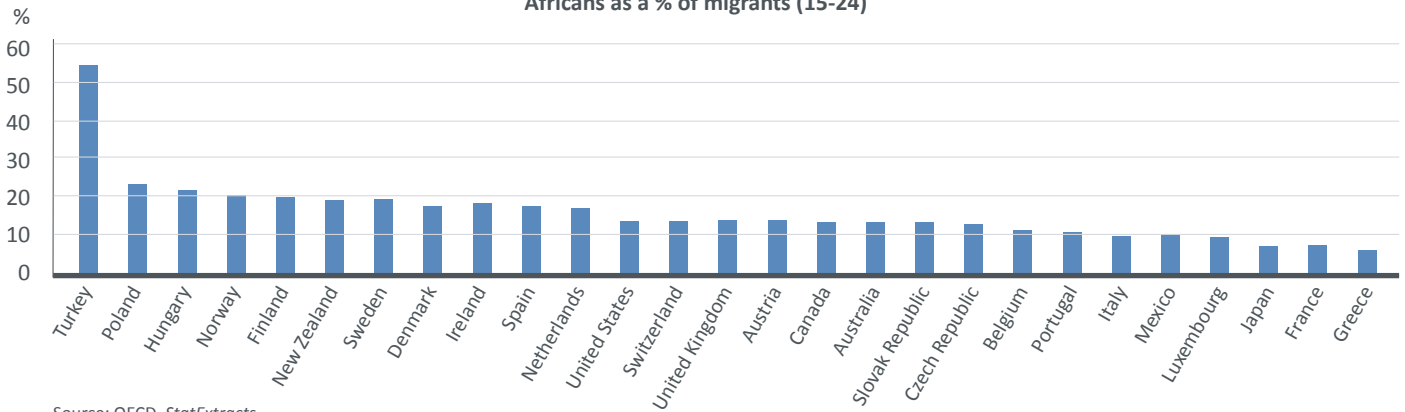
Source: UNESCO, Education for All Global Monitoring Report, 2012

Spotlight: A highly mobile generation

- 15-29 year olds constitute 1/2 of the world's total migration flows
- In sub-Saharan Africa, the top 10 emigration countries (in % of total population) are: Burkina Faso, Zimbabwe, Côte d'Ivoire, Mali, Nigeria, Sudan, Eritrea, Congo, Dem. Rep. and South Africa
- Almost 2/3 of sub-Saharan emigration takes place within the continent. 1/4 of it goes to high-income OECD countries
- Almost 2/3 of students who go abroad still go to North America and Western Europe, except in Southern Africa, where they go to South Africa



Africans as a % of migrants (15-24)

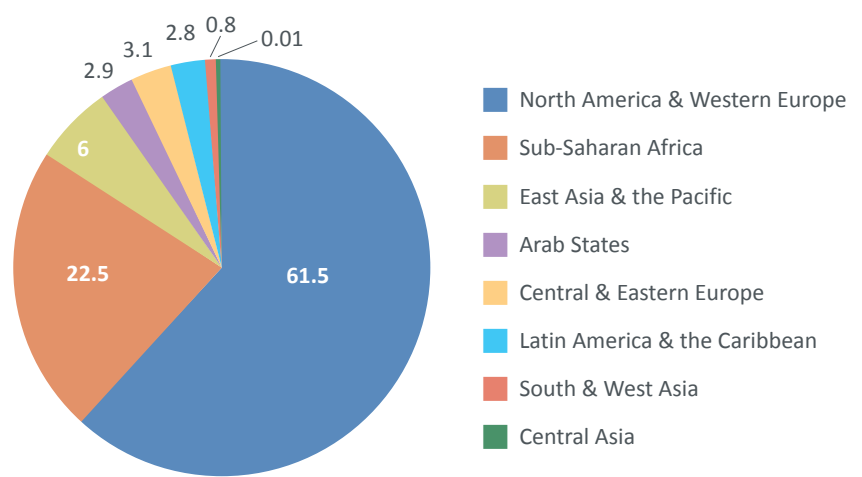


Source: OECD, StatExtracts

Africans (15-29) with European citizenship

Spain	269,242
Germany	92,150
Netherlands	31,302
Switzerland	12,267
Sweden	11,375
Austria	8,453
Norway	8,140
Denmark	5,414
Finland	3,838
Czech Republic	805
Hungary	445
Slovakia	140
Poland	37
Latvia	31
Slovenia	29
Lithuania	23

Sub-Saharan Africans studying abroad (%)

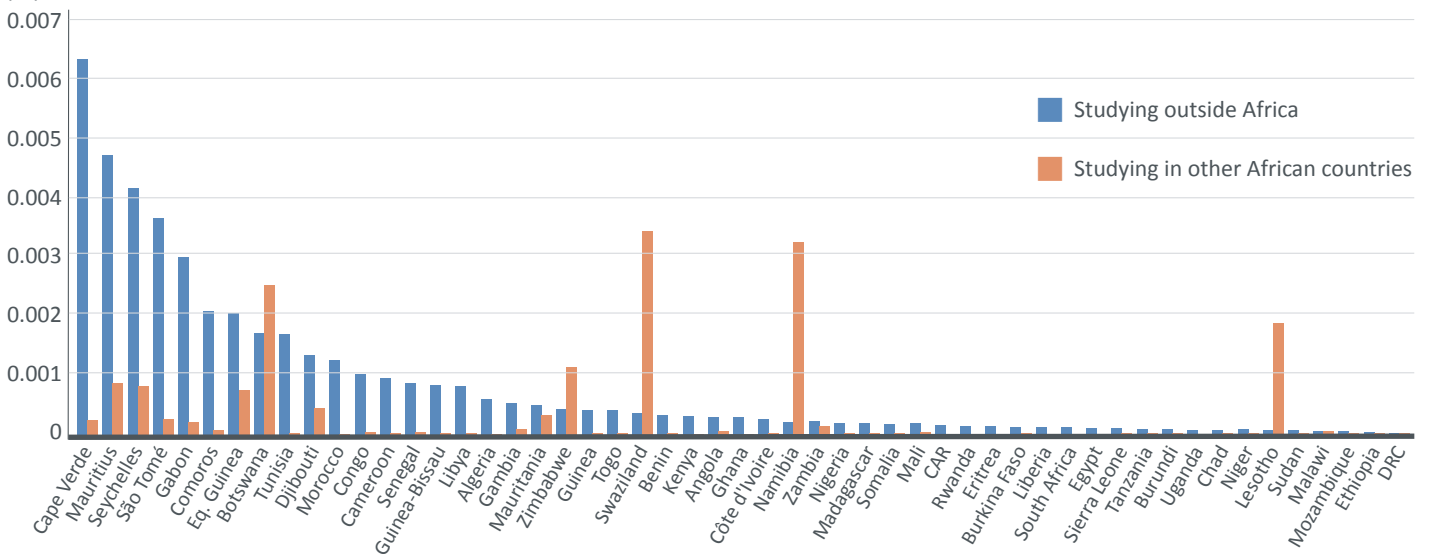


Source: Youth in Europe, A Statistical Portrait, 2009, Eurostat European Commission, data for 2007

Source: UNESCO, Global Education Digest 2011

% Total population

African students overseas¹



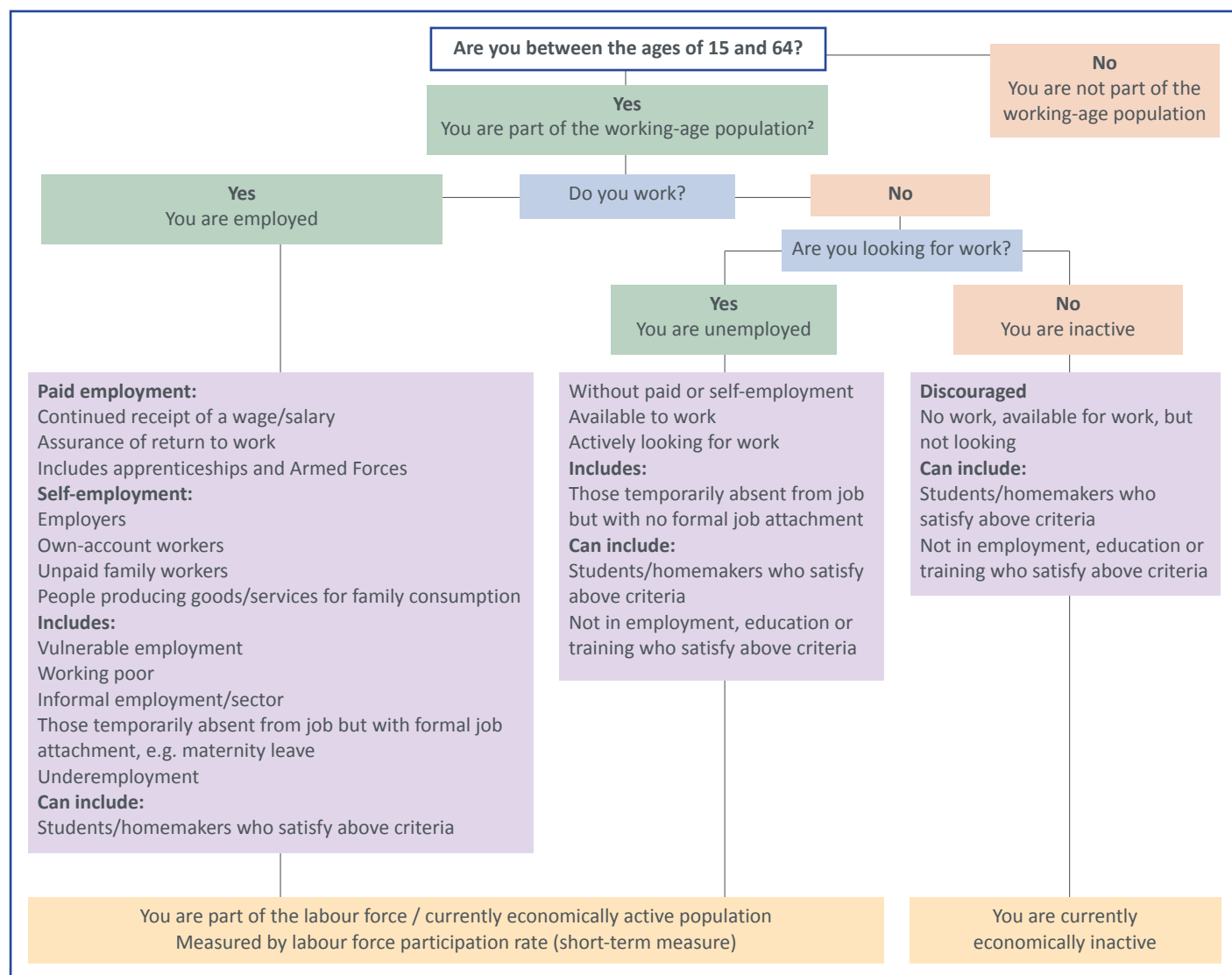
¹ Total population figures used due to no age limit among African students
Source: UNESCO, Institute for Statistics, data for 2009

EMPLOYMENT: DILEMMAS, DYNAMICS, DECISIONS

“The demands of leadership have changed. The highest levels of leadership require mastery of a new task: job creation”
“Job creation is the new currency of all world leaders”

Source: Clifton, J (Chairman of Gallup), *The Coming Jobs War*, 2011, p3 and p186

BOX: Definitions, definitions¹



The ILO concept of “Decent Work” and the “Decent Work for All Agenda”

Decent work is defined as “opportunities for women and men to obtain decent and productive work in conditions of freedom, equity, security and human dignity”.

The ILO’s *Decent Work for All Agenda* is a policy approach based on 4 strategic objectives:

- 1 Fundamental principles and rights at work and international labour standards
- 2 Productive and freely chosen employment
- 3 Social protection
- 4 Social dialogue

The ILO has defined *Decent Work* indicators to measure the different dimensions of the concept and to track progress over time. In 2010, the UN Summit on the MDGs included a new target under Goal 1 (Eradicate extreme poverty and hunger): “Achieve full and productive employment and Decent Work for All, including women and young people”. The Decent Work indicators are being used to help countries measure progress and establish priorities. A limited set are used to monitor progress toward the MDG target.

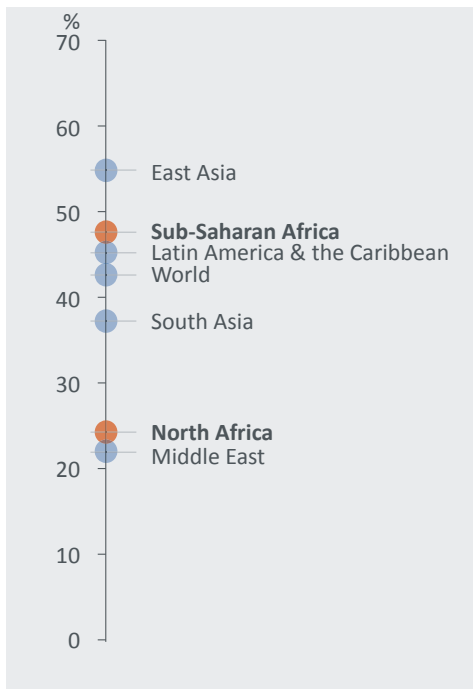
Source: World Bank, *World Development Report 2013*

¹ See Annex 2 for further definitions
² Age ranges can be country specific

Dilemma # 1: Low unemployment, but highly vulnerable employment

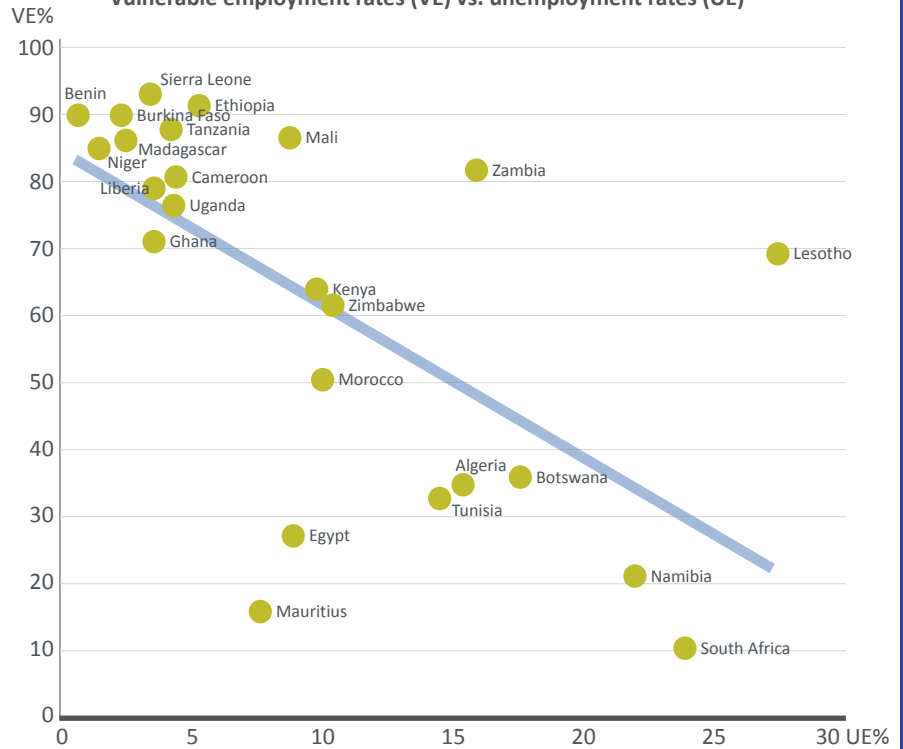
- In most sub-Saharan African countries, people have to make a choice between being unemployed or taking a vulnerable job
- The employment rate in sub-Saharan Africa (47.5%) is higher than the world average (42.6%) and much higher than in North Africa (24.1%)
- But, in sub-Saharan Africa, non-wage employment represents more than 80% of total employment for women and more than 60% for men
- In North Africa there are more stable jobs but fewer employment prospects

Employment rate



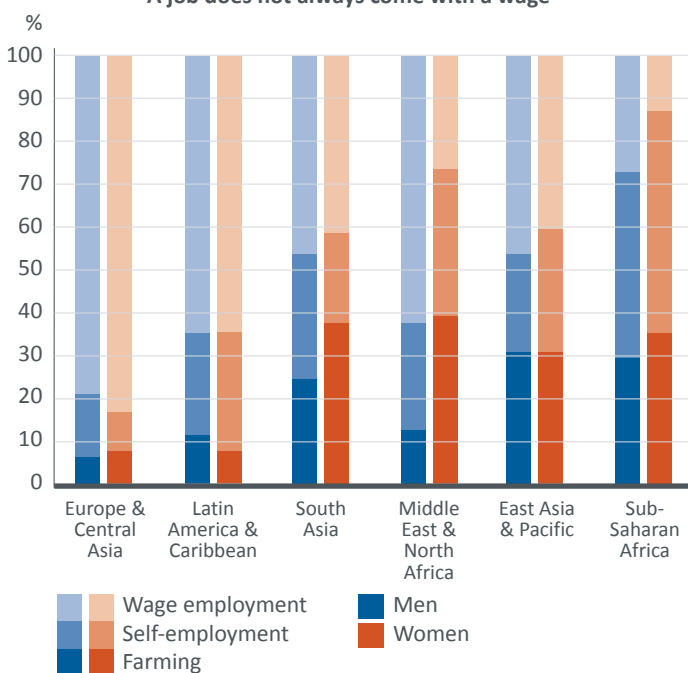
Source: ILO, *Key Indicators of the Labour Market (KILM)* data for 2011

Vulnerable employment rates (VE) vs. unemployment rates (UE)



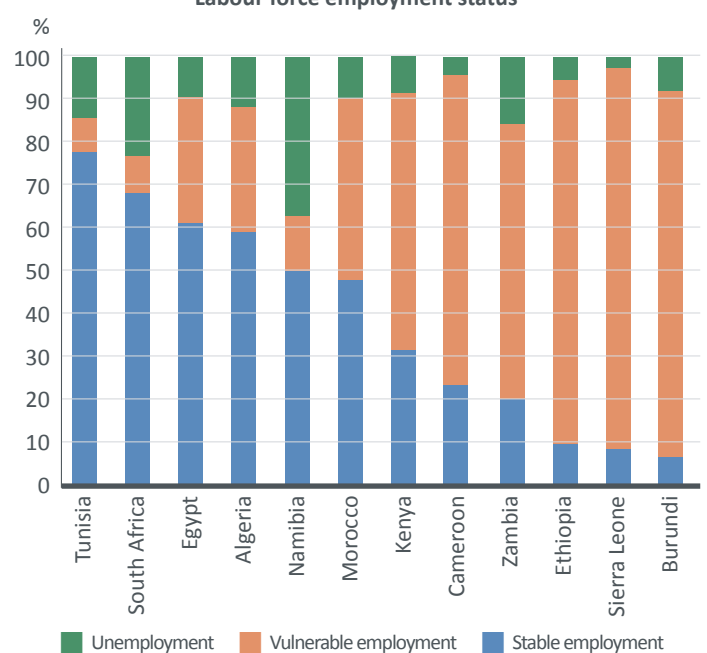
Source: AfDB OECD UNDP UNECA, *African Economic Outlook*, 2012

A job does not always come with a wage



Source: World Bank, *World Development Report 2013*

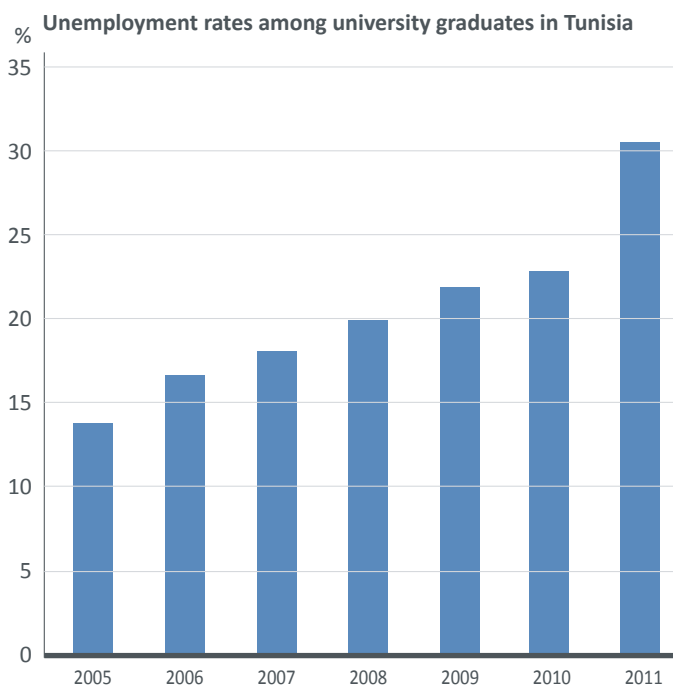
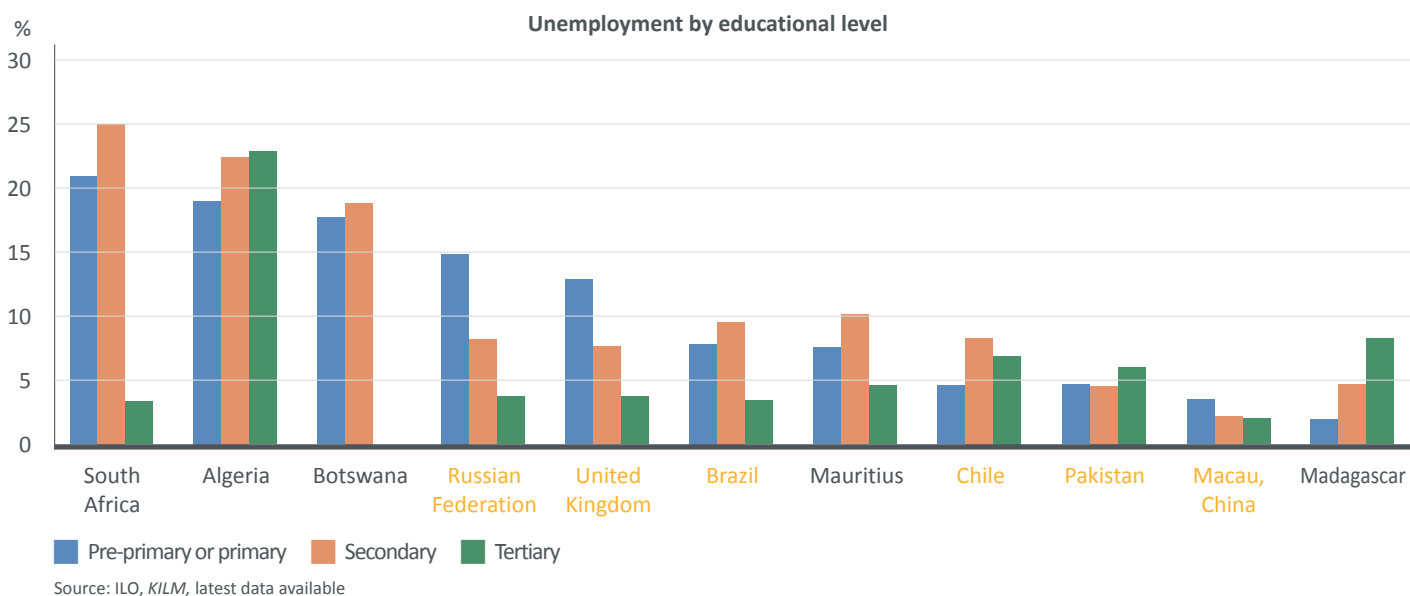
Labour force employment status



Source: McKinsey Global Institute, *Africa at Work: Job Creation and Inclusive Growth*, data for 2010

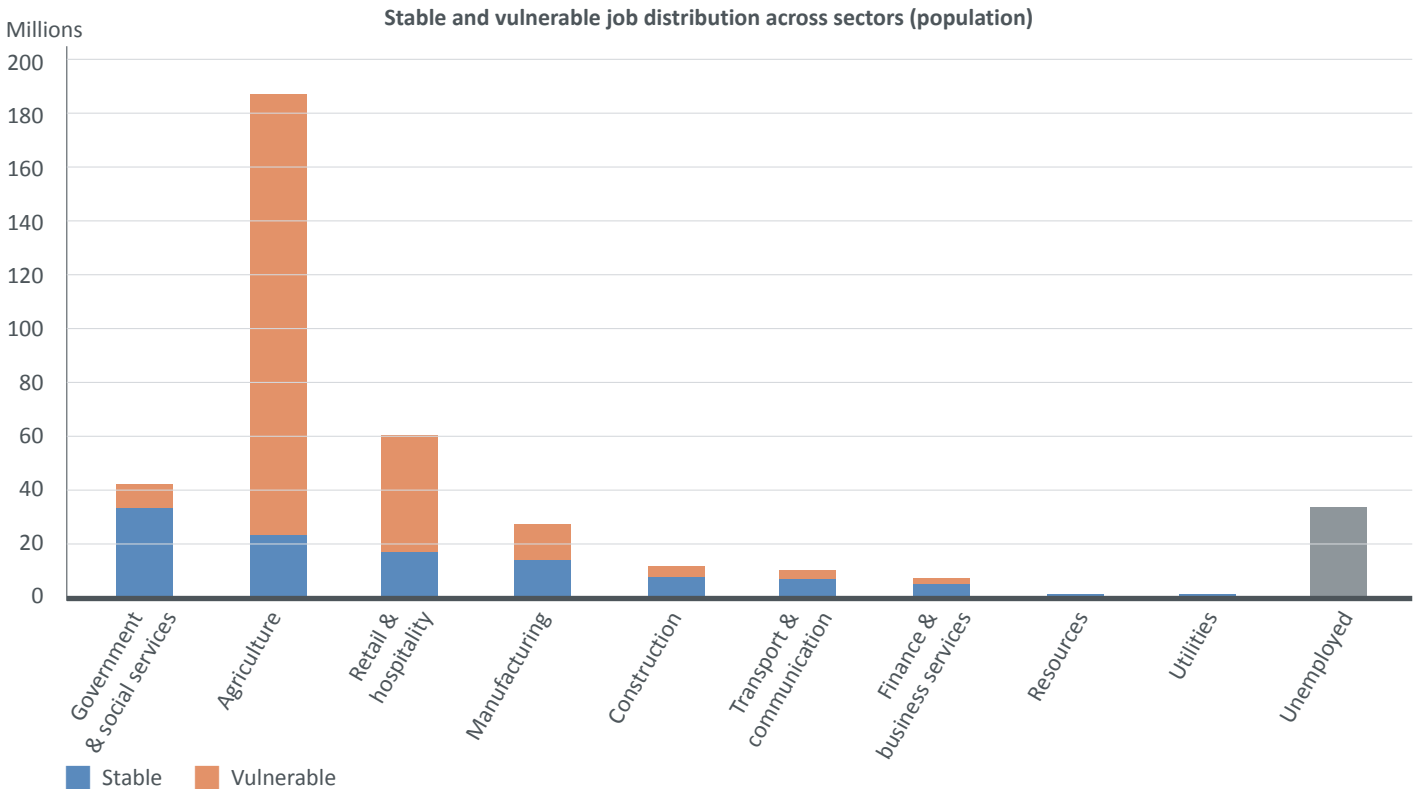
Dilemma # 2: The more educated, the less employed

- In many countries, the most educated people are the least employed
 - Tertiary educated people in Algeria and Madagascar (as in Pakistan) are the most unemployed
 - Secondary educated people in Botswana, Mauritius and South Africa (as in Brazil and Chile) are the most unemployed
 - Since 2005, unemployment among university graduates has increased in Tunisia

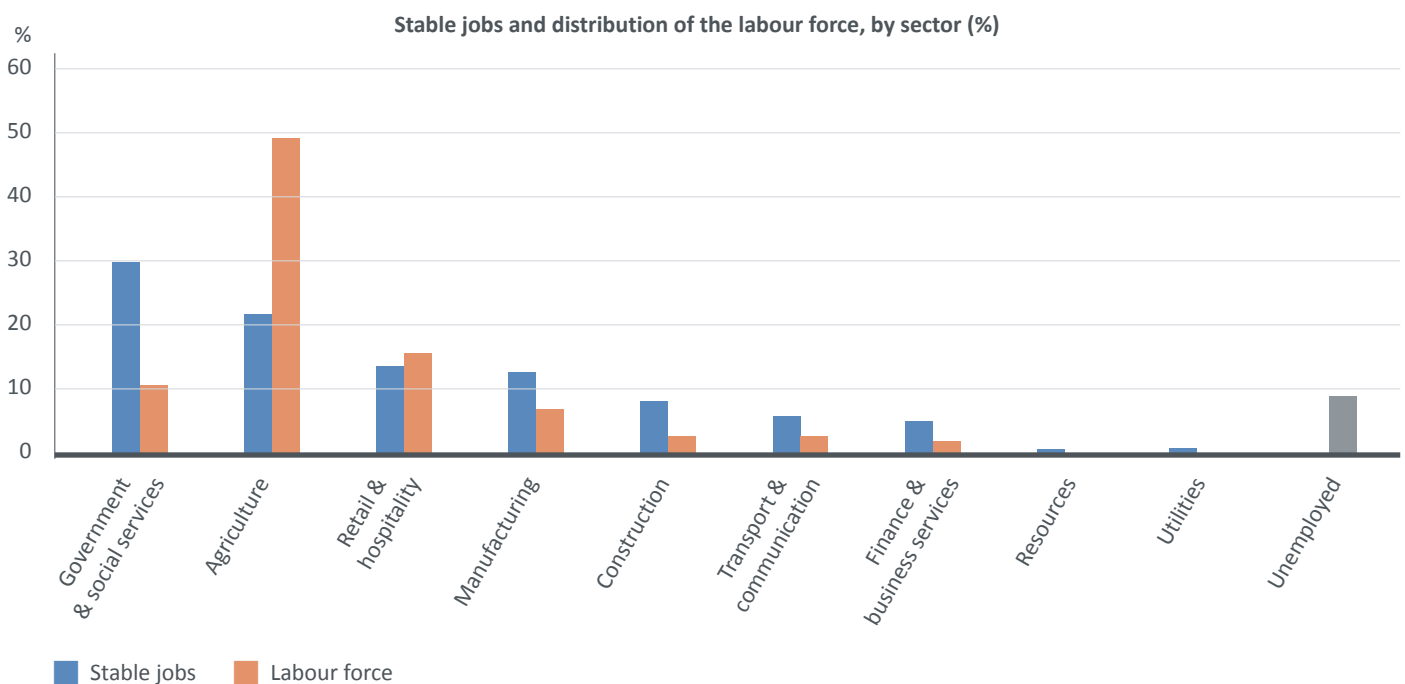


Dilemma # 3: The largest employers, the most vulnerable jobs

- Agriculture is the largest employer in Africa, providing 185 million jobs in 2010
- Almost 90% of jobs provided by the agricultural sector are vulnerable
- The 2nd largest employer, retail and hospitality, creates more vulnerable jobs than it does stable
- The most stable employer, government and social services, represents only 10% of the labour force



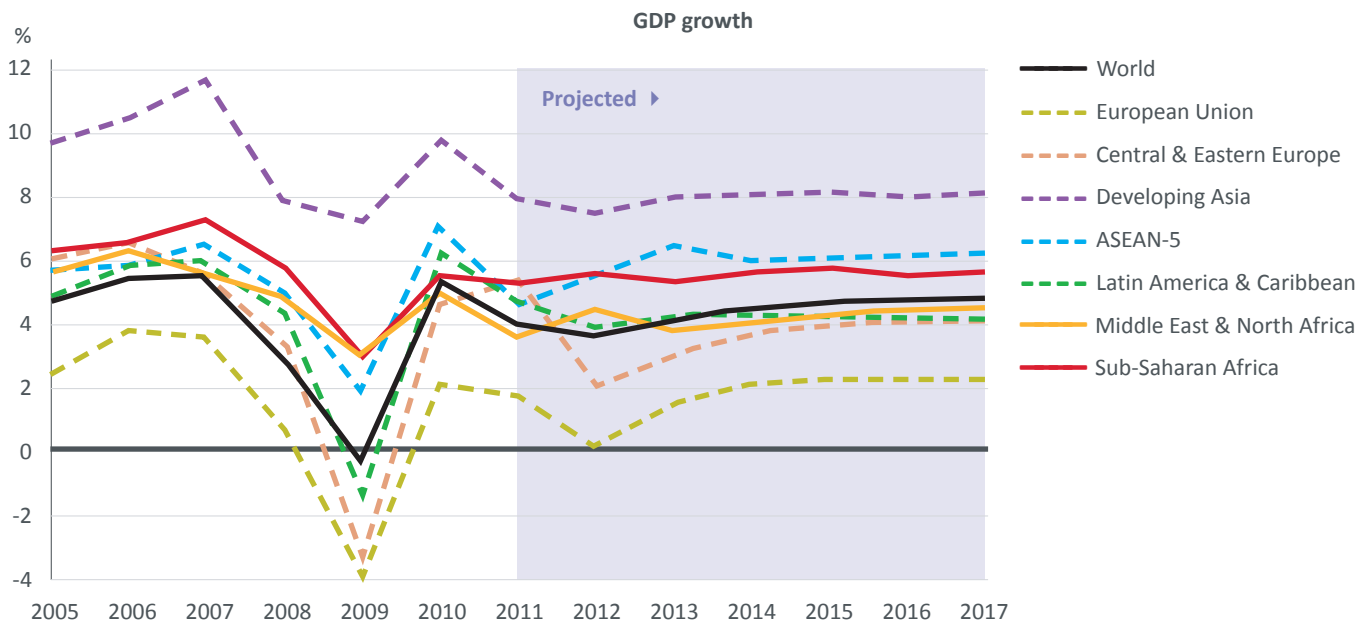
Source: McKinsey Global Institute, *Africa at Work: Job Creation and Inclusive Growth*, data for 2010



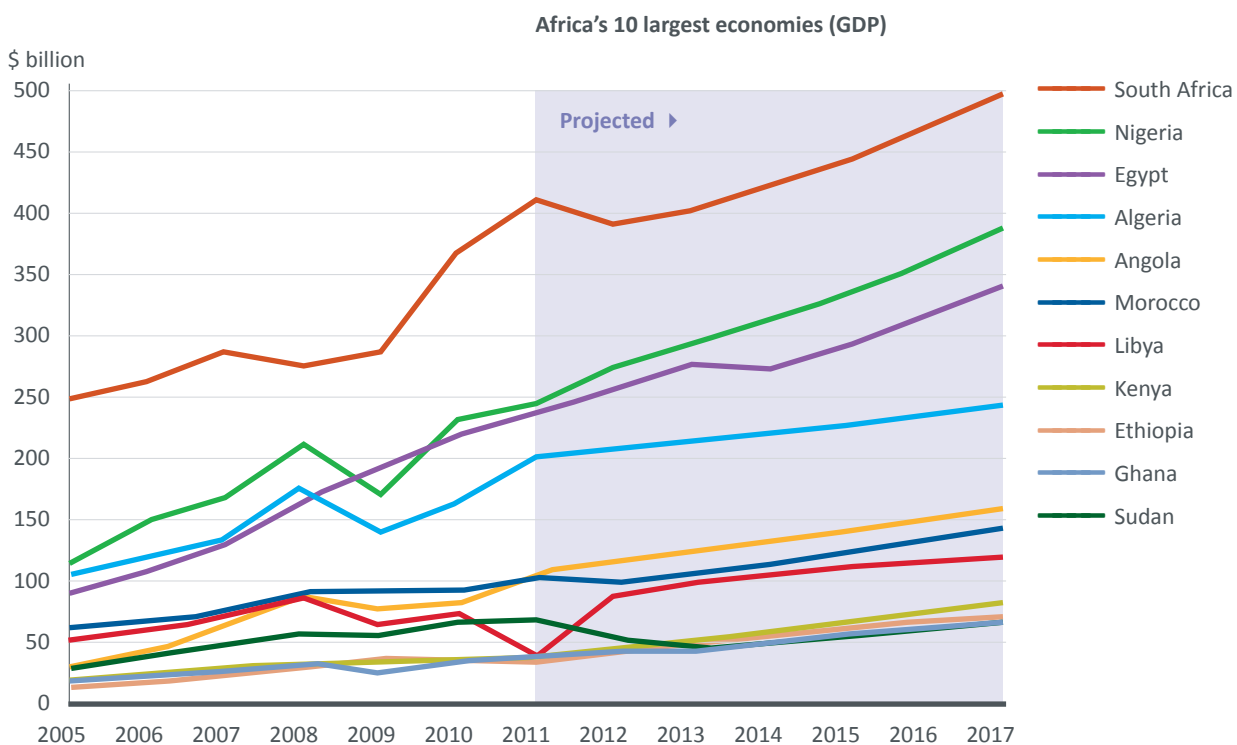
Source: McKinsey Global Institute, *Africa at Work: Job Creation and Inclusive Growth*, data for 2010

Dynamic # 1: Africa's GDP is growing fast

- Sub-Saharan Africa is the world's 2nd fastest growing region, after Asia
- However, at an estimated \$1,785 billion in 2017, the whole of sub-Saharan Africa will still only equate to just over 1/2 of India's GDP and around 14% of China's
- At an estimated \$496 billion in 2017, the continent's biggest economy, South Africa, will still amount to less than 1/2 of Turkey, less than 1/3 of Indonesia, and just less than Thailand and Argentina



Source: IMF, IMF World Economic Outlook Database, April 2012



Source: IMF, IMF World Economic Outlook Database, April 2012

- Many African countries now rank among the world's best performers for economic growth
 - Of the 20 fastest growing economies in the world between 2000 and 2010, 8 were African
 - Of the top 20 countries with the highest services growth, 7 were African
 - Of the top 15 countries with the highest growth in industrial output, 8 were African
 - Of the top 20 countries with the highest growth in agriculture, 8 were African

World's highest growth rates 2000-2010

(Annual increase in real terms)

GDP

World rank	Country	Annual GDP growth (%)
1st	Equatorial Guinea	17.0
5th	Angola	11.3
8th	Sierra Leone	9.5
9th	Nigeria	8.9
10th	Chad	8.6
12th	Ethiopia	8.3
15th	Mozambique	8.0
18th	Rwanda	7.8

Services

World rank	Country	Annual growth (%)
1st	Lesotho	22.5
3rd	Equatorial Guinea	14.8
6th	Nigeria	13.4
8th	Ethiopia	12.1
9th	Angola	11.7
10th	Congo, Dem. Rep.	11.6
14th	Namibia	10.0

Industrial output

World rank	Country	Annual growth (%)
2nd	Equatorial Guinea	14.3
8th	Angola	11.4
9th	Sudan	11.2
10th	Zambia	9.8
11th	Ethiopia	9.5
12th	Tanzania	9.2
14th	Uganda	9.1
15th	Malawi	9.0

Agriculture output

World rank	Country	Annual growth (%)
1st	Angola	14.4
3rd	Mozambique	8.2
5th	Ethiopia	7.2
6th	Nigeria	7.0
9th	Senegal	6.5
12th	Gambia	6.4
14th	Morocco	6.2
17th	Mali	5.5

Source: The Economist, *Pocket World In Figures*, 2013

BRICS GDP (\$ billion)

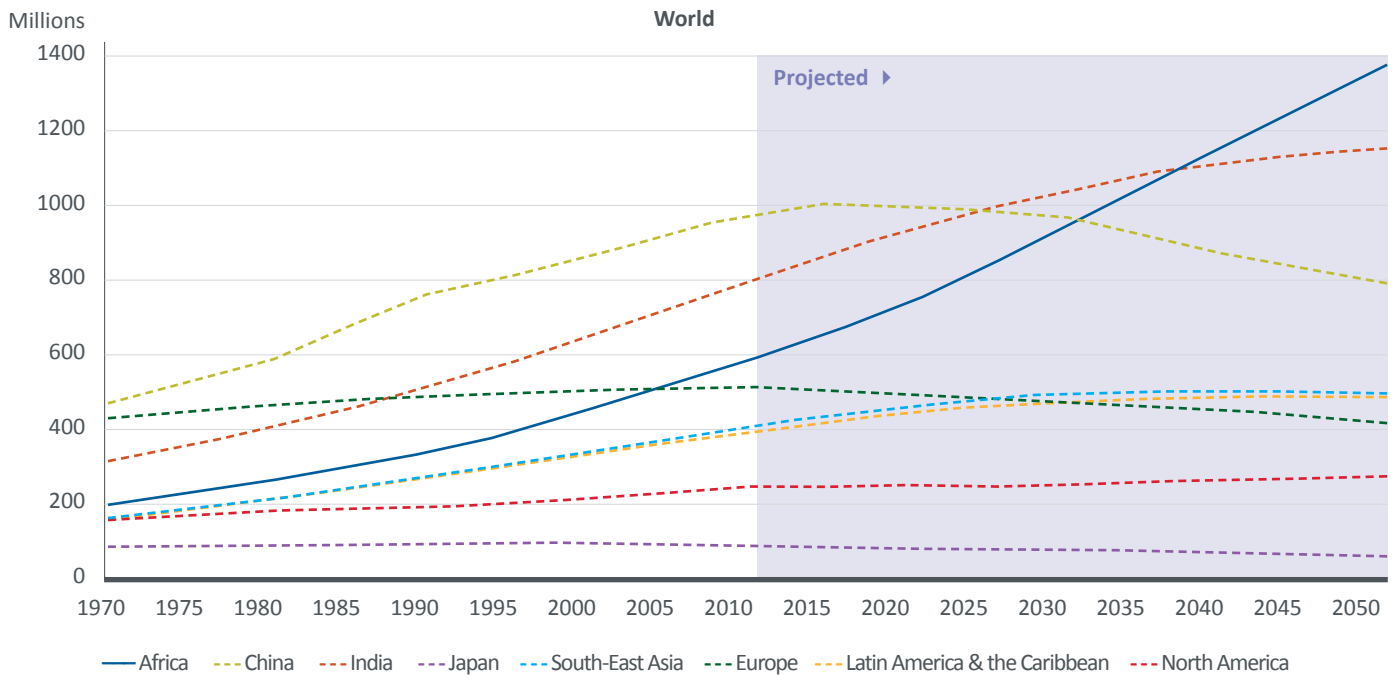
BRICS GDP	2010	2011	2012	2013	2014	2015	2016	2017
Brazil	2,143	2,493	2,425	2,504	2,685	2,864	3,053	3,254
Russia	1,487	1,850	1,954	2,109	2,308	2,529	2,755	2,977
India	1,630	1,827	1,947	2,117	2,315	2,547	2,836	3,171
China	5,930	7,298	8,250	9,039	9,926	10,928	12,021	13,212
South Africa	363	409	391	402	422	445	469	496
<i>Sub-Saharan Africa</i>	<i>1,091</i>	<i>1,231</i>	<i>1,281</i>	<i>1,367</i>	<i>1,454</i>	<i>1,555</i>	<i>1,663</i>	<i>1,785</i>

Source: IMF, *IMF World Economic Outlook Database*, April 2012

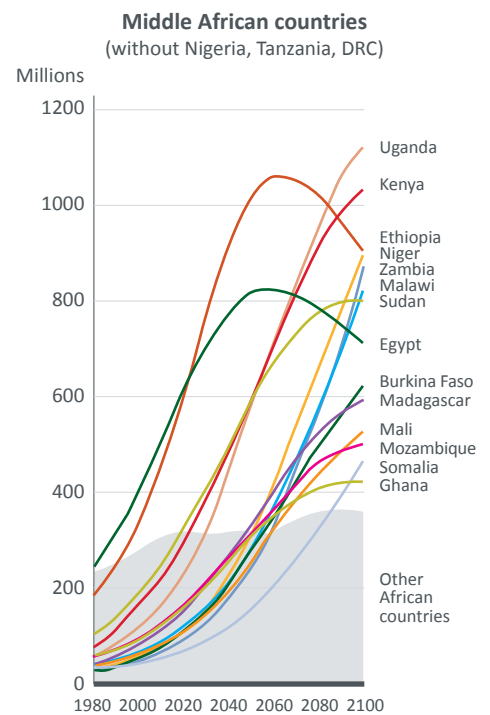
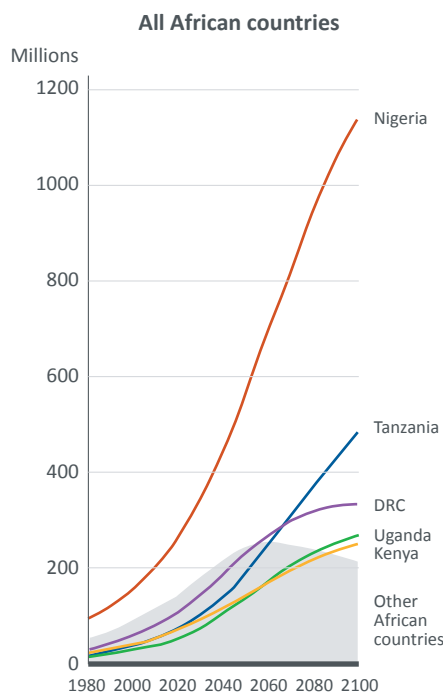
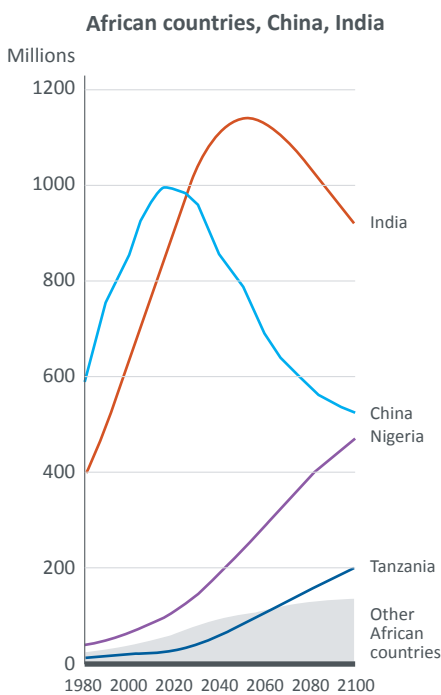
Dynamic # 2: By 2040, Africa's labour force will be the largest in the world

- By 2035, Africa's labour force will be larger than China's
- By 2040, Africa's labour force will be larger than India's
- By 2100, Nigeria's labour force will almost equal China's
- Nigeria, Tanzania, DRC, Uganda and Kenya should be the biggest African labour force providers by 2100

Working age population (15-64 years)



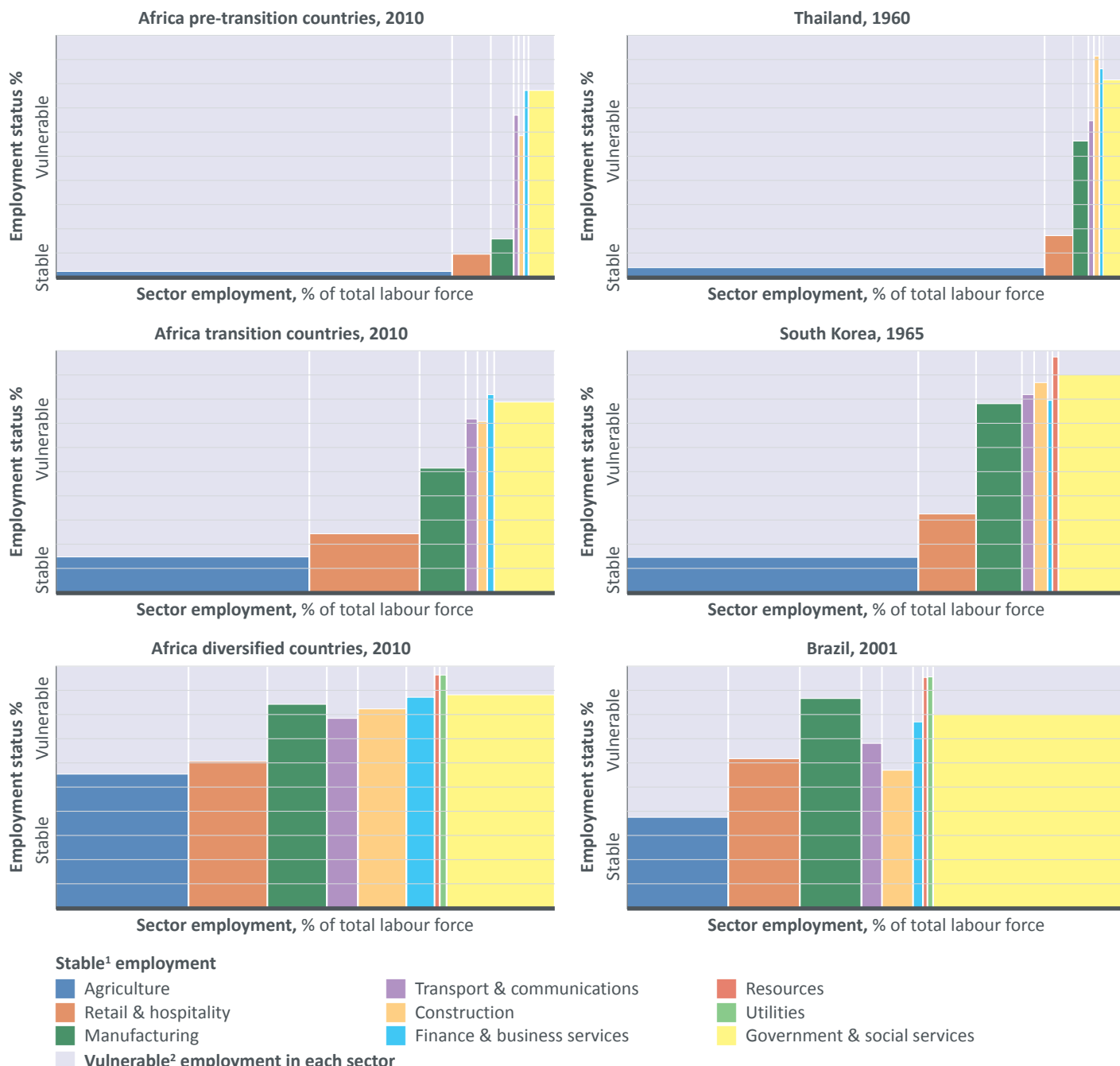
Source: UN, World Population Prospects: The 2010 Revision



Source: UN, World Population Prospects: The 2010 Revision

Dynamic # 3: Development shapes a country's workforce landscape

- In Africa's **pre-transition countries** - Ethiopia, Sierra Leone, DRC, Mali - workforce landscapes compare to that of Thailand in 1960
- In Africa's **transition countries** - Rwanda, Uganda, Madagascar, Cameroon, Ghana, Tanzania, Mozambique, Kenya, Senegal - workforce landscapes compare to that of South Korea in 1965
- In Africa's **diversified economies** - Egypt, Morocco, South Africa, Tunisia - workforce landscapes compare to that of Brazil in 2001
- As development level increases, employment and vulnerability tends to spread more evenly across all sectors



- **Pre-transition countries** – per capita GDP between \$200 and \$600 in 2010, but growing very rapidly. Private sector nascent, agriculture and natural resource account for much of GDP.
- **Transition countries** – lower GDP per capita than diversified economies, but growing rapidly. Agriculture and resource sectors account for up to 35% of GDP and 2/3 exports. Service industries expanding.
- **Diversified economies** – largest and most advanced economies, significant manufacturing and service industries, least volatile GDP growth in Africa.

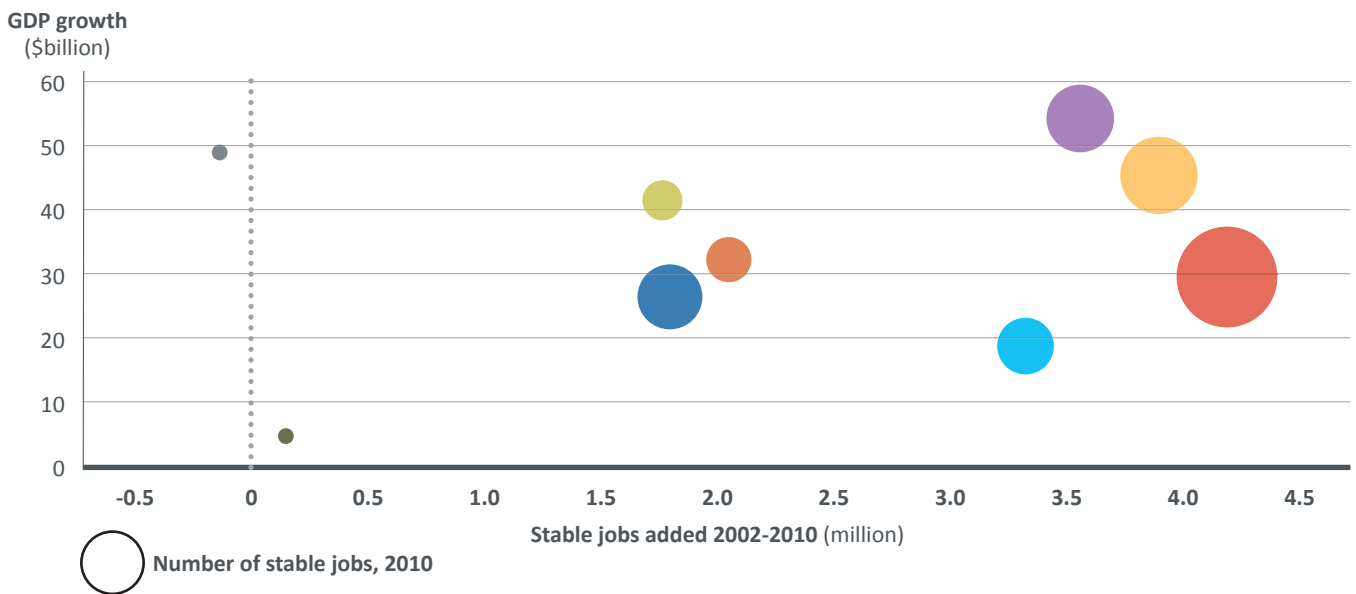

Source: McKinsey Global Institute, *Africa at Work: Job Creation and Inclusive Growth*, data for 2010

1 Stable employment includes wage and salary employees and business owners

2 Vulnerable employment includes subsistence farming, informal self-employment and work for a family member

Decision # 1: Job creation or economic growth?

- Sectors that drive GDP growth do not create the most jobs
- In comparison to other sectors, the extractive industries create more growth than jobs, unless they include a value adding process



- Utilities
- Construction
- Manufacturing
- Government & social services
- Transport & communication
- Agriculture
- Natural resources
- Retail & hospitality
- Finance & business services

This covers the 10 countries which account for 70% of Africa's GDP in 2010: Algeria, Angola, Egypt, Ethiopia, Kenya, Morocco, Nigeria, Senegal, South Africa and Uganda
 Source: McKinsey Global Institute, *Africa at Work: Job Creation and Inclusive Growth*, 2012

Current projects in extractive industries

Country	Project (sector or resource)	Investment, % of 2010 GDP	Direct employment
Papua New Guinea	LNG Project (natural gas)	237.0	9,300 during construction; 1,000 afterwards
Mongolia	Oyu Tolgoi (copper, gold)	74.2	14,800 during construction; 3,000-4,000 afterwards
Botswana	Jwaneng Cut 8 Project (diamonds)	20.2	1,000
Papua New Guinea	Ramu Mine (nickel)	19.0	5,000 during construction; 2,000 afterwards
Mozambique	Benga Mining (coal)	13.6	Currently 150; 4,500 afterwards
Tanzania	Mchuchuma (coal)	12.2	5,000
Namibia	Husab Mine (uranium)	11.9	5,200 during construction; 1,200 afterwards
Zambia	Lumwana Mine (copper)	9.3	4,700 during construction
Pakistan	Reko Diq Mining (copper, gold)	4.0	2,500 during construction; 200 afterwards
Peru	Conga Mine (gold)	2.6	6,000 during construction; 1,700 afterwards

Source: World Bank, *World Development Report 2013*

Africa in the world's top 10 producers

World rank	Country	Commodity
1st	Côte d'Ivoire	Cocoa
2nd	Ghana	
4th	Nigeria	
5th	Cameroon	
1st	South Africa	Platinum
3rd	Kenya	Tea
4th	South Africa	Gold
8th	Ghana	
5th	Ethiopia	Coffee
6th	South Africa	Raw wool
7th	Zambia	Copper
7th	South Africa	Coal

Source: The Economist, *Pocket World in Figures, 2013*, data for 2010 and 2011

Job creation within Sierra Leone's mining industry

- Sierra Leone's mining sector is the 2nd most important sector for employment and income generation in the country. Post-war mining revenues have increased, with contributions to GDP averaging about 5.5% for the last five years
- Currently over 60% of employees in this sector are youth under the age of 35
- With the new Mines Act in place, the mining sector is expected to offer more employment opportunities, especially for youth
- Most jobs require unskilled labour, however professional and technical specialists are needed in engineering, geology and operating heavy machinery
- Multinational mining firms have stated that practical experience and specialised degrees are lacking among the local labour force
- Companies are compensating for this by providing in-house training themselves. One company is in the process of re-building an on-site training centre equipped with the necessary technology
- Corporate Social Responsibility (CSR) policies do not currently include a specific focus on youth employment or youth issues

Opportunities

- In the next 12 to 18 months, the number of new hires is expected to be 1,580 with at least 80% of new jobs likely to be held by the local youth labour force
- Companies in the sector are still predominantly involved in raw materials extraction with no value-added production. However companies see some future in downstream manufacturing in the mining sector, which would create further jobs

Source: ILO, *Promoting Job Creation for Young People in Multinational Enterprises and their Supply Chains: Sierra Leone, 2010*

Decision # 2: Agriculture as the new driver for development?

- Agriculturally productive countries also rank among those with the largest GDP
 - World's top 10 agricultural producers also rank amongst the world's largest economies
 - African countries with highest growth in agriculture also have the highest GDP growth
- However, less than 2% of African youth are studying agriculture
- Moving from rural areas to cities does not always create economic growth
- In rural areas, 53% of occupied rural youth are not in agriculture, but engaged in other activities

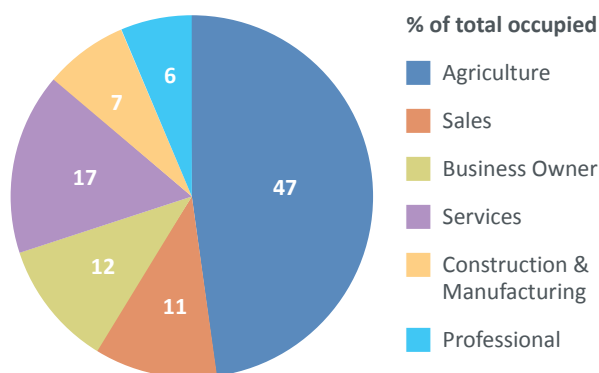
Agricultural output world rank		GDP rank
1st	China	2nd
2nd	India	9th
3rd	United States	1st
4th	Indonesia	18th
5th	Brazil	7th
6th	Japan	3rd
7th	Turkey	17th
8th	Nigeria	45th
9th	Russia	11th
10th	France	5th

Source: The Economist, *Pocket World in Figures, 2013*, data for 2010 and 2011

	Highest agricultural output growth (world rank)*	Highest GDP growth (world rank)*
Angola	+14.4 (1st)	+11.3 (5th)
Mozambique	+8.2 (3rd)	+8.0 (15th)
Ethiopia	+7.2 (5th)	+8.3 (12th)
Nigeria	+7.0 (6th)	+8.9 (9th)

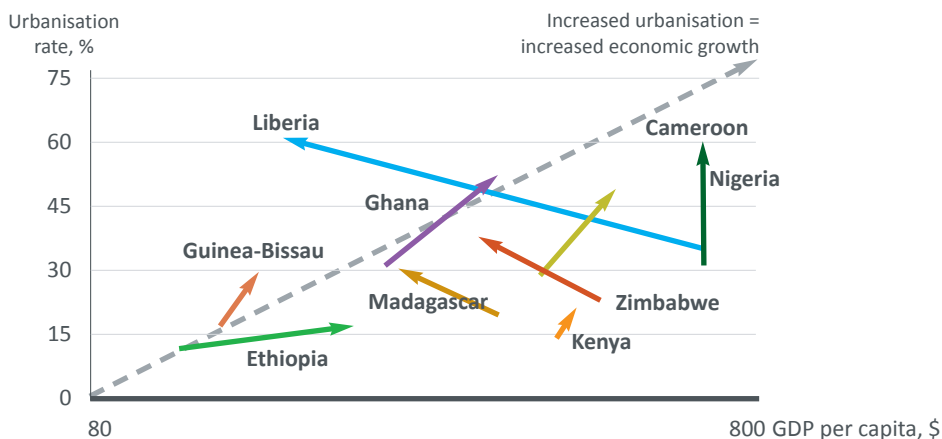
*% annual increase in real terms, 2002-2010 for agricultural output, 2000-2010 for GDP (world rank)
Source: The Economist, *Pocket World in Figures, 2013*

Rural youth: occupation



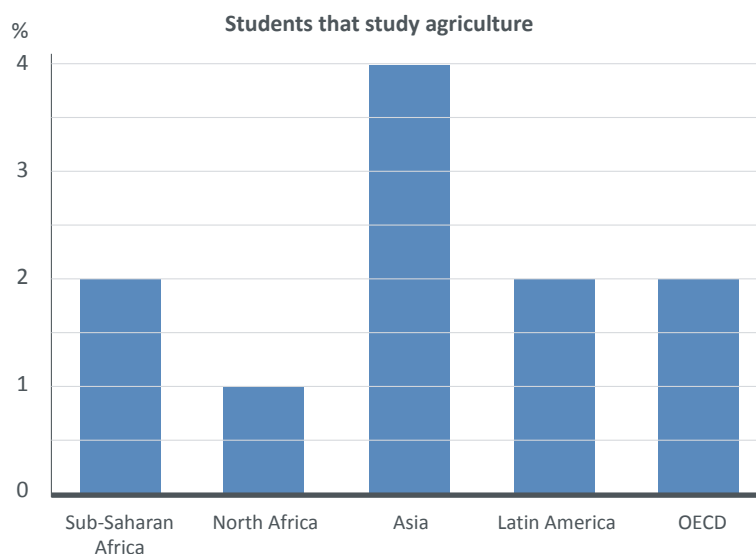
Source: AfDB OECD UNDP UNECA, *African Economic Outlook, 2012*

Link between economic growth and urbanisation¹



Source: World Bank, *World Development Report 2013*

1 All data correspond to changes between 1985 and 2010



Source: UNESCO, *Institute for Statistics*, data for 2010

How to make African agriculture 'swag'?

"Sub-Saharan Africa is the only region in the world where the proportion of rural youth is increasing, and will continue to increase until 2030 or 2040. For many young rural people in Africa, their futures will doubtless lie in one of the continent's rapidly growing cities. 16 of the 20 fastest growing cities in the world will be in Africa by 2025. But in sub-Saharan Africa the demographics indicate that a very large number of the rural population will remain in rural areas for at least another generation or longer.

The agricultural sector already offers critical employment opportunities for Africa's rural youth. Gallup World Poll Data from 2010 shows that 38% of working youth in Africa are in agriculture (compared to 2% in OECD countries). The proportion also changes dramatically from country to country, according to whether it is a low-, lower middle- or an upper middle income country. The poll data also shows that the proportion of young people engaged in agriculture is greater than the number of adults.

The good news is that Africa needs human capital now and in the future to drive a home-grown agricultural revolution. The potential for African agricultural growth is extensive. Africa has the world's largest share of arable land and African average yields per hectare are a quarter of those seen in East Asia.

Making African agriculture more productive, resilient, and accessible is about much more than simply alleviating hunger or creating short-term employment opportunities. It is the continent's most effective high-growth investment strategy. The World Bank states that GDP growth originating in agriculture is at least two times as effective in reducing poverty as GDP growth originating outside agriculture. But the bad news is that agriculture still has a terrible image problem. This stems in part from lack of political support and societal recognition of the importance of agriculture. But perhaps crucially, agriculture is still not generally viewed as a business opportunity to build a sustainable and profitable livelihood. As Edwyn Odhiambo Odeny, chairman of the Kenya Youth Foundation stated at the 2012 African Green Revolution Forum, 'How can we make a farm swag?'

Without a clear policy strategy for engaging this growing group of rural youth to harness the opportunities in African agriculture, Africa's leaders risk creating an economic time bomb for themselves and their populations. Government time and financial investment is needed in training and educating the agri-business entrepreneurs, agricultural scientists, and agricultural economists of the future, and driving economic development through agriculture. If policymakers fail to find finance for, include, and incentivise rural youth in rural policy and development planning processes, their legacy in rural sub-Saharan Africa will be a missed opportunity to transform the lives of this and the next generation."

Liz Wilson, Agriculture for Impact



Spotlight: "African Agriculture: From Meeting Needs to Creating Wealth" Action Points (2011 Ibrahim Forum)**NATIONAL GOVERNMENT**

- | | |
|--------------------------------------|----------------------------------------------------------------------------------------------------------------------------------------------------------------------------------------------------------------------------------------------------------------------------------------------------------------------------------------------------------------------------------------------------------------------------------------------------------------------------------------|
| Policy | <ul style="list-style-type: none"> Promote agriculture as a primary policy concern Ensure integration of agriculture policy with other public policy sectors: education, research, trade, and infrastructure Promote employment in modern agriculture for the young Fulfil Maputo commitment: 10% of national budget to agriculture Include nutrition, climate change and sustainability in education programs |
| Infrastructure | <ul style="list-style-type: none"> Develop storage, logistics and transportation links Prioritise rural investment (especially in rural roads and electrification) Prioritise irrigation projects and mechanisation of farming practices |
| Land | <ul style="list-style-type: none"> Address customary land rights, with particular attention to women, small holders and the young Strategically plan land use and address competing uses of land Ensure transparency in all contracts and land deals |
| Research, Information and Technology | <ul style="list-style-type: none"> Establish and boost agriculture-specific training programs Support research and data collection Invest in ICT for data transmission and efficiency Facilitate access to fertilisers, pesticides and bio-technologies |

REGIONAL COMMUNITIES

- | | |
|---------------|--------------------------------------------------------------------------------------------------------------------------------------------------------------------------------------------------------------------------------------------------------------------------------------------------------------------------------------------------------------------------------------------------------------------------------------------------------------------------------------------------------------------------------------------------------------|
| Policy | <ul style="list-style-type: none"> Establish regional value chains that integrate processes across country borders Identify comparative advantages in production and strategically direct national policy according to these Establish a regional "fund of funds" to direct capital into a specific agriculture pool of resources |
| Trade | <ul style="list-style-type: none"> Unlock barriers to trade and enable free movement of goods Establish trading standards to be implemented through regional bodies Establish a free-trade zone for staple goods Establish a commodity exchange to address price instability and ensure regulated and transparent markets Incorporate environmental sustainability into the agricultural agenda and cooperate with governments to establish a continental voice for negotiations regarding climate change |
| Land | <ul style="list-style-type: none"> Build a regional body dedicated to land investments and land "grabbing" that supports transparency and fairness of deals within Africa and outside Establish a database of land data and statistics that brings together regional statistical authorities |
| Food Security | <ul style="list-style-type: none"> Establish a regional food security net |

INTERNATIONAL COMMUNITY

- | | |
|-----------|----------------------------------------------------------------------------------------------------------------------------------------------------------------------------------------------------------------------------------------------------------------------------------------|
| Aid | <ul style="list-style-type: none"> Ensure a stronger share of aid towards agriculture and agriculture-linked policies (agro-education, research, infrastructures) |
| Education | <ul style="list-style-type: none"> Build and shape specific partnerships: education and training in agriculture and agricultural universities |
| Land | <ul style="list-style-type: none"> Promote partnerships that focus on sound administration and best practices (land surveys, legal frameworks) |
| Trade | <ul style="list-style-type: none"> Create a level playing field, especially where EPAs are concerned, including dealing with distorting agreements, protectionism, subsidies and tariffs Address sanitary and phytosanitary standards as a constraint to trade |

PRIVATE SECTOR

- | | |
|---------|-------------------------------------------------------------------------------------------------------------------------------------------------------------------------------------------------------------------------------------------------------------------------------------------------------------------------------------------------------------------------------------|
| Finance | <ul style="list-style-type: none"> Establish and strengthen links with multilateral institutions, private equity funds and development banks to focus on connecting national producers to regional and global markets Devise specific support for, and enable access to, affordable finance for farmers, specifically small holders, women and youth |
| Land | <ul style="list-style-type: none"> Ensure transparency and accountability in all contracts and land deals |

ADVOCACY LEVEL

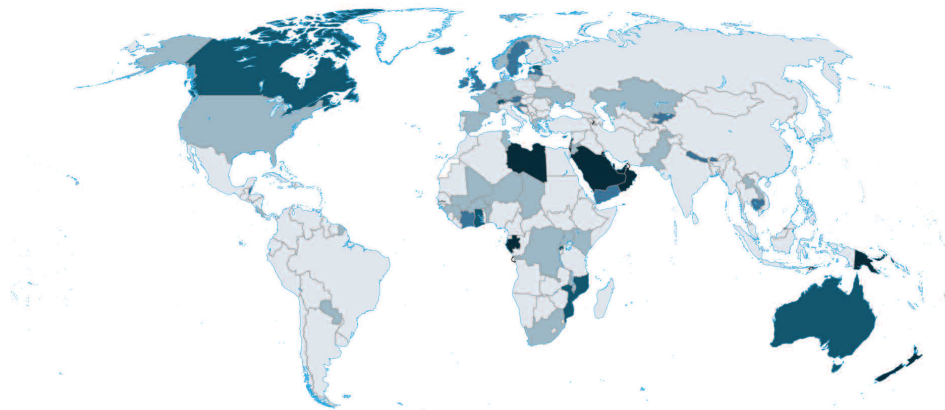
- | | |
|--------|--------------------------------------------------------------------------------------------------------------------------------------------------------------------------------------------------------------------------|
| Policy | <ul style="list-style-type: none"> Promote research at the academic level on the following linkages: agricultural growth/global economic growth, food security/social safety, nutritional security/health |
| Land | <ul style="list-style-type: none"> Incorporate land in natural resource transparency advocacy programs |
| Data | <ul style="list-style-type: none"> Strengthen capacities to collect data on agriculture and infrastructure and promote sharing of this data to all stakeholders to improve development and productivity |

Decision # 3: Brain drain or brain retain?


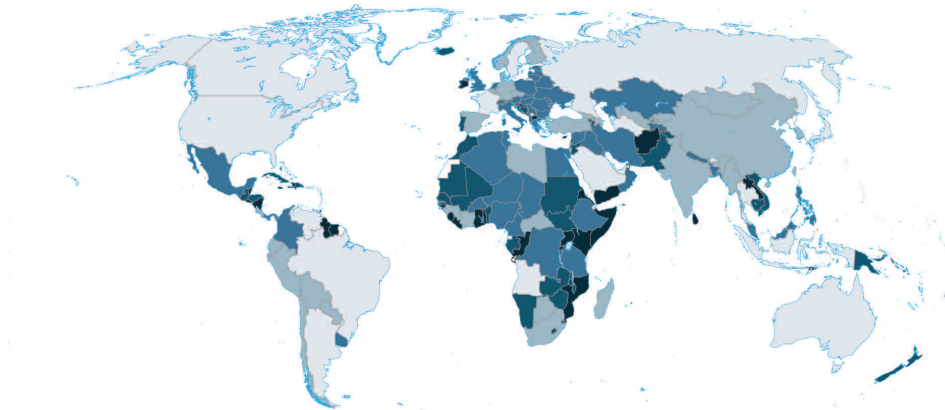
- Tertiary-educated people have the highest migration rate
- More than 1/2 of the tertiary-educated population in Cape Verde (67%), Gambia (63%), Mauritius (56%), Seychelles (56%) and Sierra Leone (52%) leave their country
- Between 1/3 and 1/2 of the tertiary-educated population in Ghana (50%), Mozambique (45%), Liberia (45%), Kenya (38%) and Uganda (35%) leave their country
- Within Africa, Rwanda has the highest attractiveness - ability to retain and attract talented people
- Remittances: sub-Saharan African received \$21.5 billion in 2010, increased from \$8 billion in 2004

Highly-skilled migrants

Highly-skilled immigration, % of highly-skilled labour force

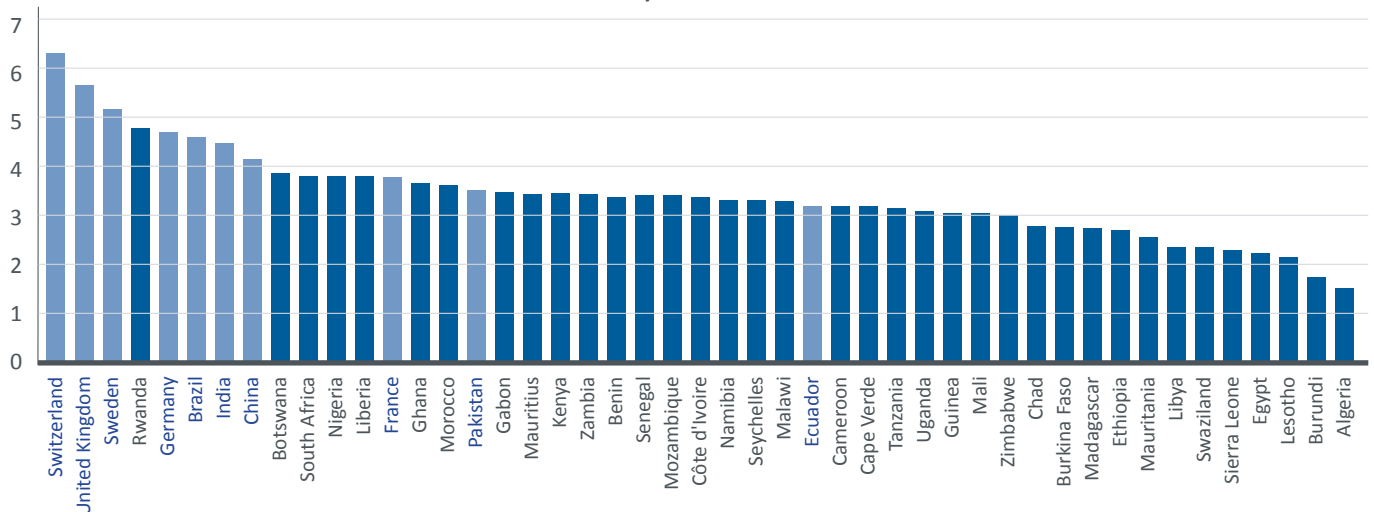


Highly-skilled labour emigration, % of highly-skilled native labour force



Source: World Bank, *World Development Report 2013*

Country attractiveness*



*1= no, the best and brightest normally leave to pursue opportunities in other countries; 7= yes, there are many opportunities for talented people within the country.

Question: "Does your country retain and attract talented people?"

Source: World Economic Forum, *Global Competitiveness Report*, 2012-2013

Sector brain drain: The example of physicians

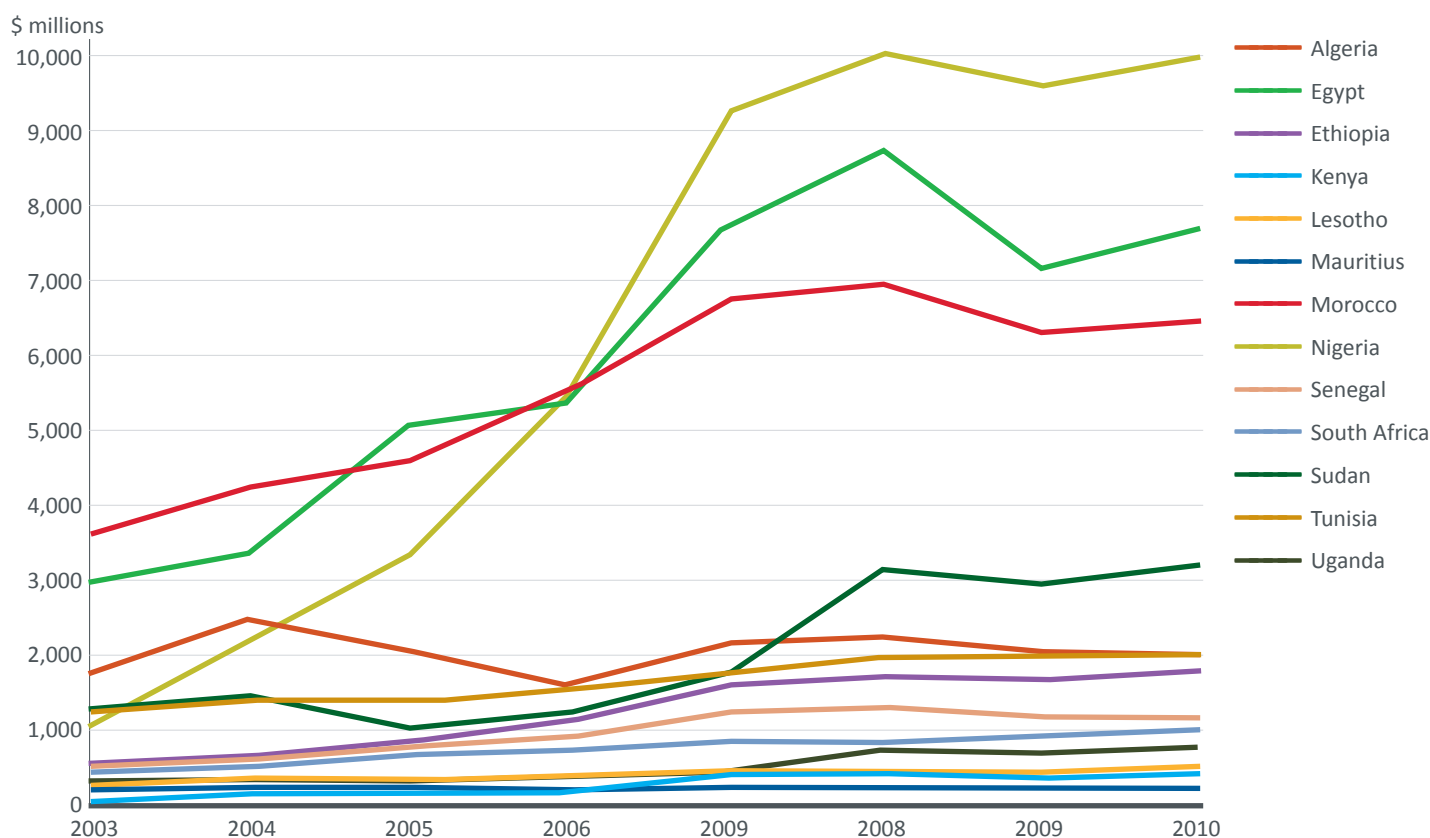
- Between 20% and 30% of physicians trained in sub-Saharan Africa have left the region, mainly to work in OECD countries
- In 2000, the proportion of country-trained physicians who emigrated reached 54% for Cape Verde, 35% for Liberia, 25% for Ethiopia and Somalia, more than 20% for Ghana, and between 12% and 20% for Uganda, Zimbabwe, Gambia, Angola, Malawi, South Africa and Togo
- In 2000, South Africa lost 4,400 physicians, and Egypt lost 3,000

Country brain drain: The example of Cape Verde

- More than 1/3 of the population leaves the country
- They mainly go to the African continent (Mozambique, Angola, Senegal, Nigeria) and Portugal, France, USA, Netherlands, Italy and Spain
- 2/3 of the tertiary-educated population leaves the country
- More than 1/2 of physicians and 40% of nurses leave the country

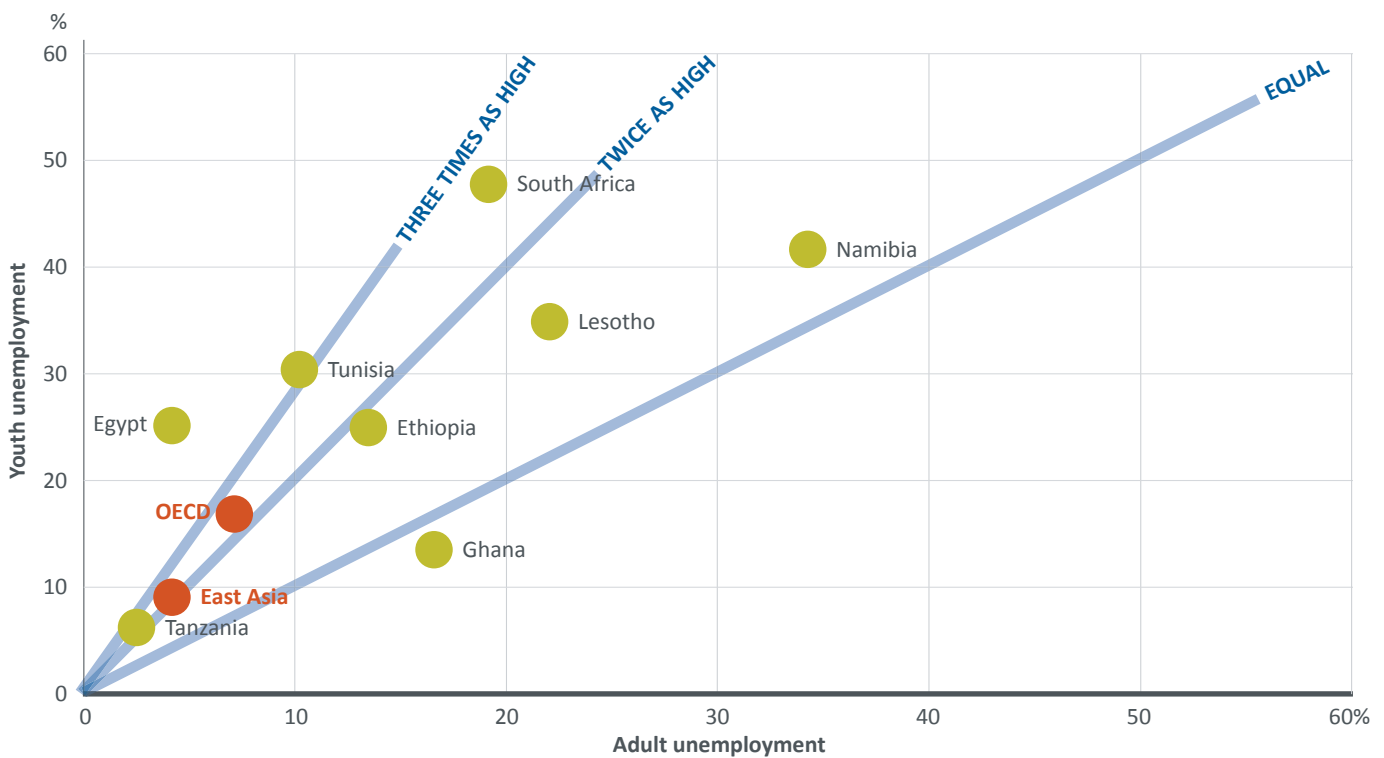
Remittances

Top 10 recipients \$ bn, 2010			Top 10 recipients % of GDP, 2009		
1st	Nigeria	10.0	1st	Lesotho	25.0
2nd	Egypt	7.7	2nd	Togo	10.3
3rd	Morocco	6.4	3rd	Cape Verde	9.1
4th	Sudan	3.2	4th	Guinea-Bissau	9.1
5th	Algeria	2.0	4th	Senegal	9.1
6th	Tunisia	2.0	6th	Gambia	7.8
7th	Kenya	1.8	7th	Morocco	6.6
8th	Senegal	1.2	8th	Liberia	6.2
9th	South Africa	1.0	9th	Sudan	5.6
10th	Uganda	0.5	10th	Nigeria	5.6

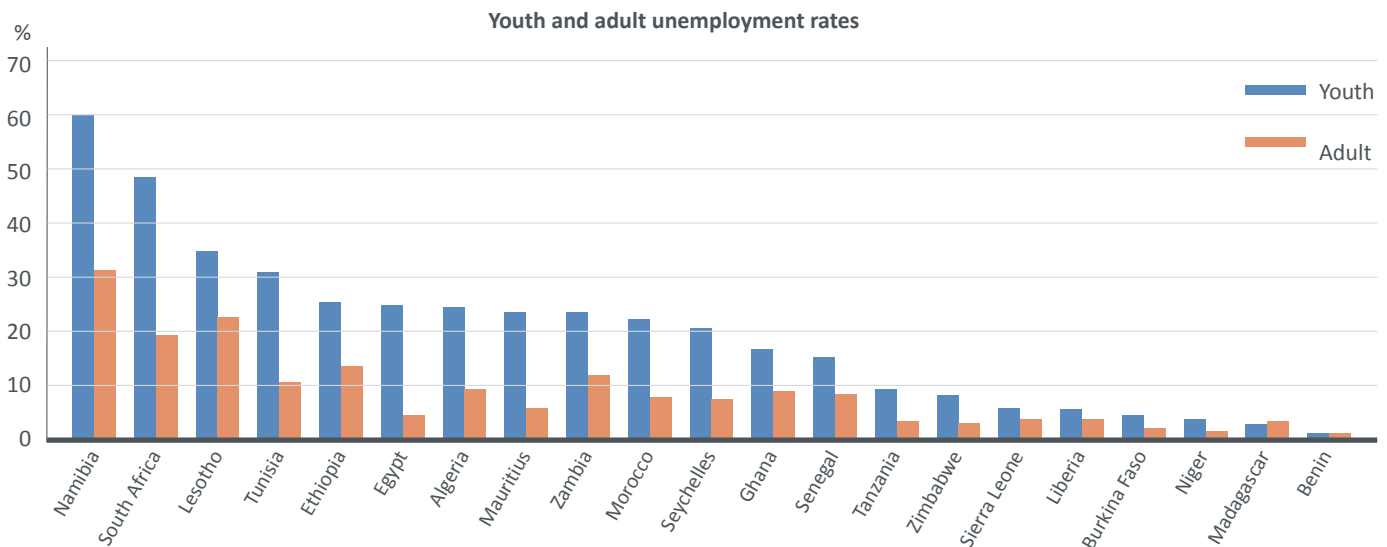
Source: World Bank, *Migration and Remittances Factbook*, 2011**Inward remittance flows**Source: World Bank, *Migration and Remittances Factbook*, 2011

What is the current employment situation for African youth?

- The African youth are currently more unemployed than their parents, but this is also the case in OECD and East Asian countries
- Youth unemployment rate is higher in North and Southern Africa
 - Youth unemployment is around 50% in South Africa and Namibia
 - Youth unemployment is above 30% in Lesotho and Tunisia
- Almost 40% of the continent's youth is "occupied" in agriculture, with important differences between countries
 - In most of North Africa, less than 10% of youth work in agriculture
 - In most Sahelian countries, more than 60% of youth work in agriculture
- Many of them hope to work in government or be self-employed
 - 20% are dissatisfied with farming
 - In North Africa, where unemployment is highest, many hope to work in government or be self-employed
 - After prolonged unemployment, 61% of youth are willing to re-train and 48% are willing to relocate within the country

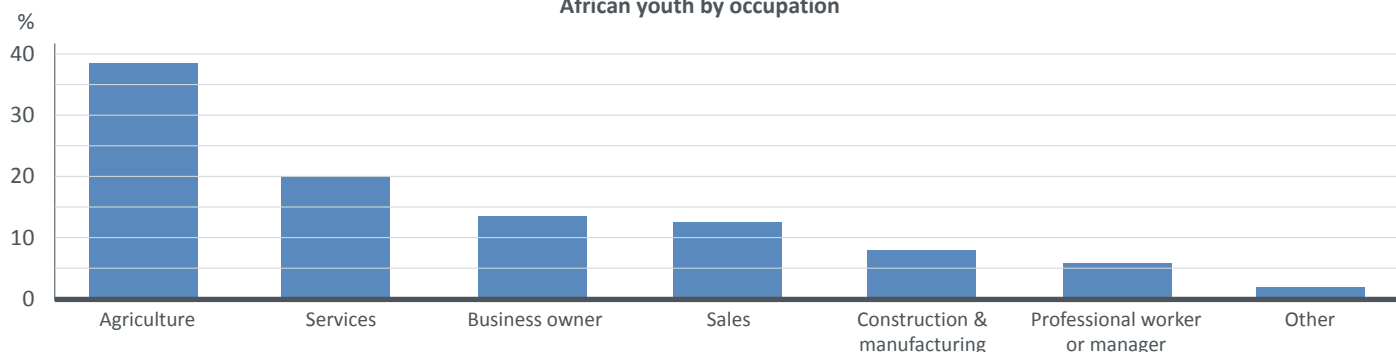


Source: AfDB OECD UNDP UNECA African Economic Outlook, 2012



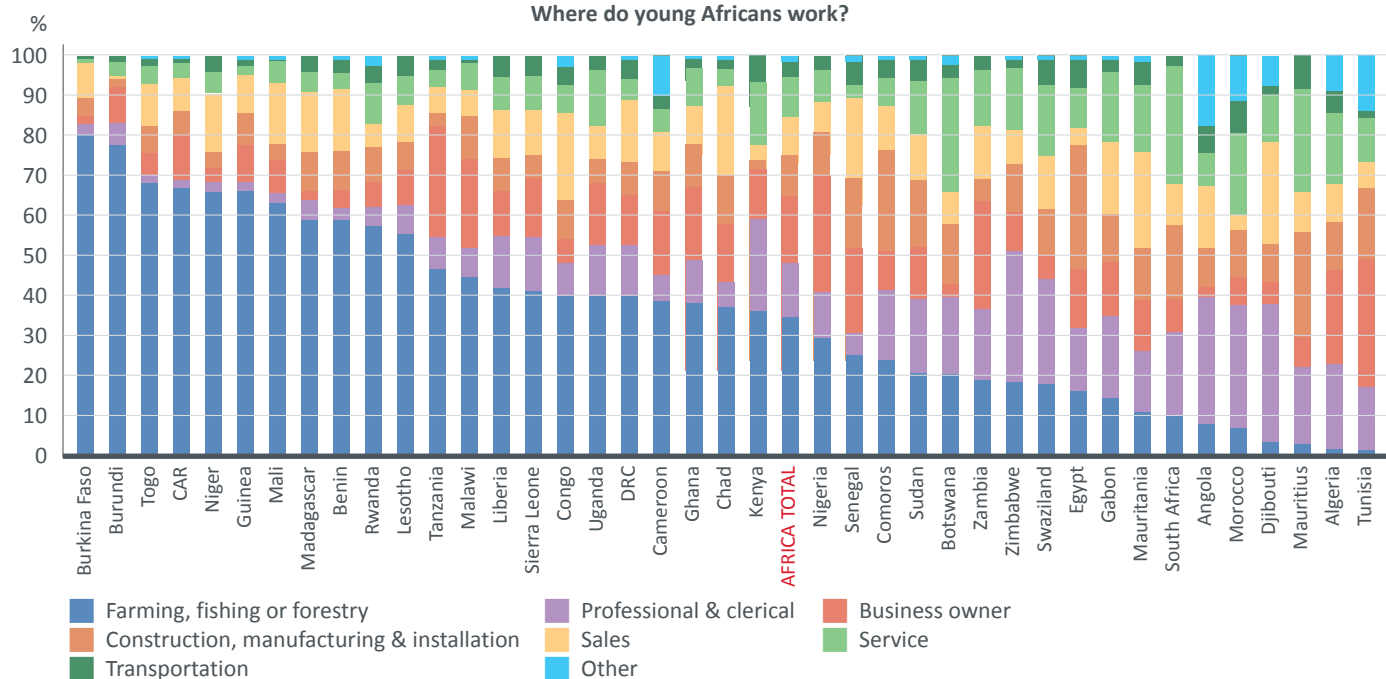
Source: ILO, KILM, latest data available 2000-2010

African youth by occupation



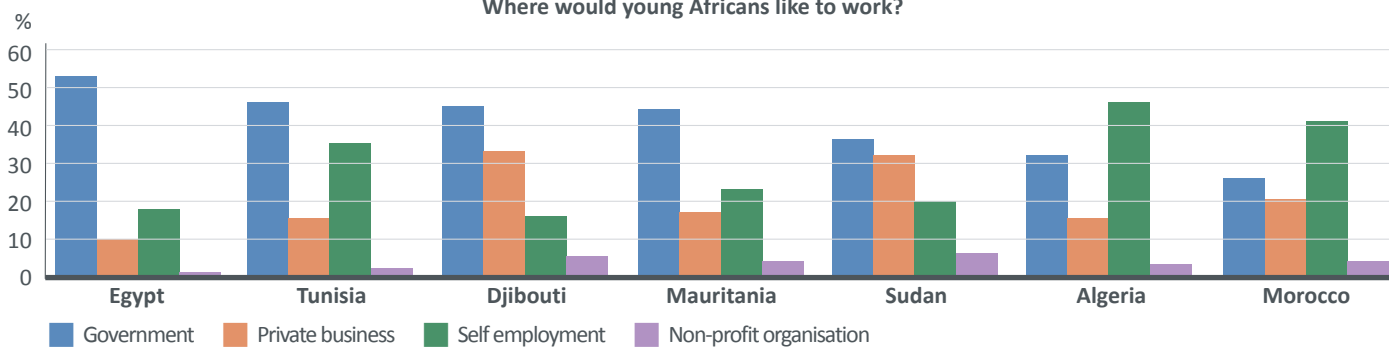
Source: AfDB OECD UNDP UNECA African Economic Outlook, 2012

Where do young Africans work?



Source: Gallup, Gallup World Poll, data for 2011

Where would young Africans like to work?



Source: Silatech Index, based on Gallup World Poll, data for 2009

Spotlight: The poor (’s) choice... unemployed or badly paid**High unemployment in Brazil, low paid work in Cameroon**

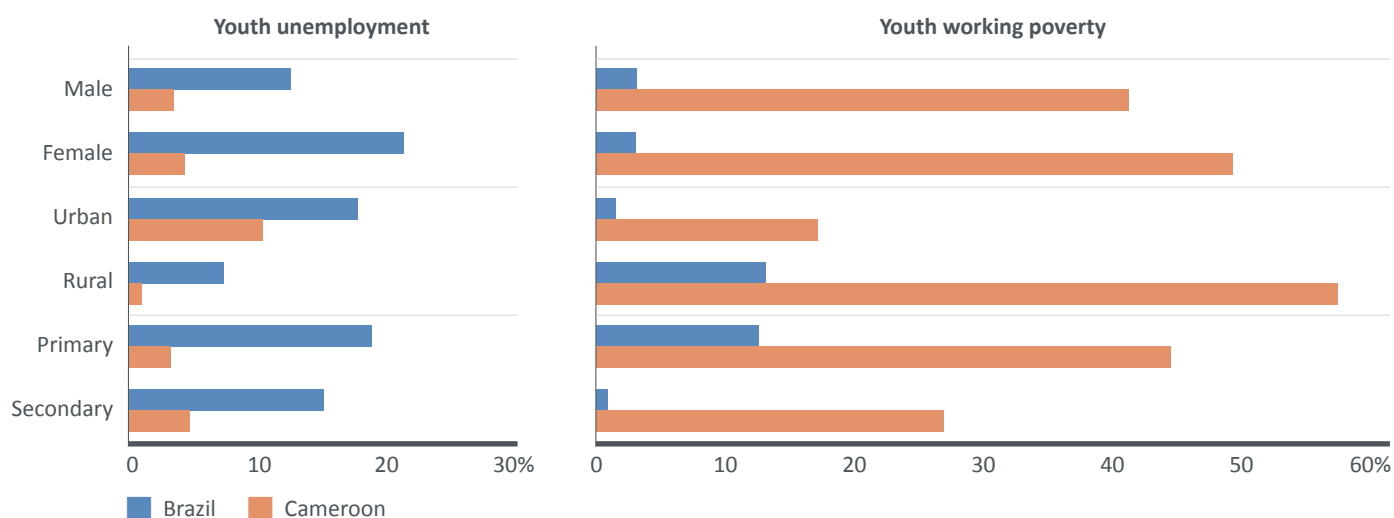
“Comparing a middle income country such as Brazil with a low income one such as Cameroon illuminates how youth disadvantage in the world of work can take different forms.

In Brazil, youth unemployment is a big problem. Of the 63% of youth who participate in the labour market, nearly 1 in 5 is unemployed. Youth unemployment is around 3 times that of adult unemployment. Female and urban youth are particularly affected, as are those with less education.

In Cameroon the story is quite different. Most young people are working, including many who are still in education. In rural areas the unemployment rate is only around 1%, although it rises to 9% for urban males and 14% for urban females. It is particularly high among youth with higher levels of education. Those who are unemployed are generally among the better off in Cameroon. While they face real difficulty in finding work, they can afford to wait for what they consider acceptable work. For survival reasons, the poor can rarely choose to wait.

The bigger issue in Cameroon is working poverty, as it is for many youth in low income settings. Agriculture provides jobs for large numbers of young people with lower levels of education, but many are poorly paid. Two-thirds of rural youth with no education work for less than US\$1.25 per day, with rural, uneducated young women worst off. Even though education makes a difference, around 40% of those with secondary education in rural areas are in working poverty. Urban residents do better, whether they have education or not – 1 in 5 of those with no education are in working poverty, compared with 1 in 10 of those with secondary schooling.

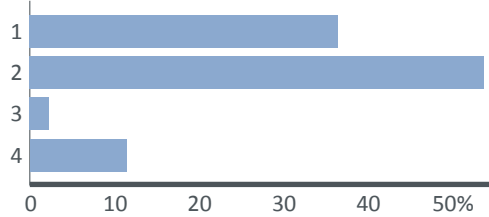
In Brazil, by contrast, working poverty is much less of a problem. Very few youth with at least secondary education work for less than US\$1.25 per day. But here, too, there are around 1/3 of rural youth with no more than primary education, mostly working on farms, whose earnings are not enough to take them out of poverty.”



BOX: Starting a business (Gallup World Poll findings)

- In the next 3 years, 34% of youth who do not own a business are planning to start one¹
- 50% of youth who have thought about starting a business are planning to start one in the next 12 months²
- 23% of youth who already own a business have formally registered it³
- Young business owners were more likely than adults to say that a very important reason they started their business was that they could not find suitable work (66% compared to 59%); while adults were more likely to say that they had seen an opportunity to make more money (70% compared to 66%)⁴
- To become a young entrepreneur, access to professional finance is the main obstacle

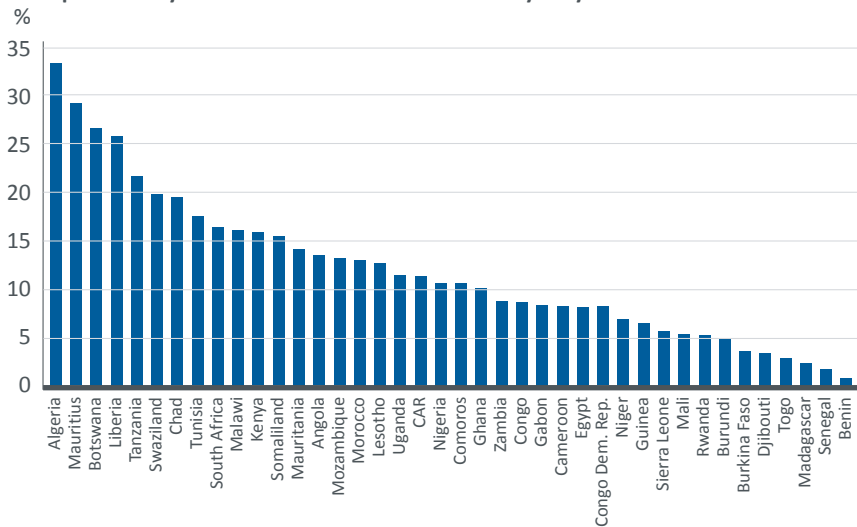
How many businesses have you started?



Source: Gallup, *Gallup World Poll*, data for 2009, 2010, 2011⁵

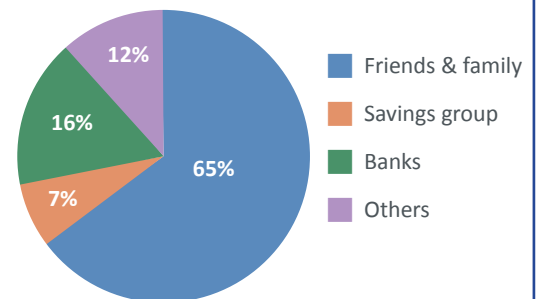
Access to start-up capital for African youth

Proportion of youth who have access to the money they need to start a business



Source: Gallup, *Gallup World Poll*, data for 2011⁶

Imagine you wanted to start a business and needed money to do so. Where would you primarily go?



Source: Gallup, *Gallup World Poll*, data for 2011

1 Questions: "Do you currently own a business?" and "Are you planning to start a business in the next 3 years?"
 2 Questions: "Do you currently own a business?" and "Are you planning to start your own business in the next 12 months, or not?"
 3 Questions: "Do you currently own a business?" and "Have you formally registered your business, or not?"
 4 Questions: "Please tell me if the following was a very important reason why you started this business: "You could not find a suitable job" and "You saw an opportunity to make more money."
 5 Question: "How many businesses have you ever started? Please also include any that no longer exist."
 6 Question: "Do you have access to the money you would need if you wanted to start a business?"

The main obstacles to employment

- The main obstacles to opening a business are access to finance, lack of electricity and red tape
 - African companies cite limited access to finance and lack of energy infrastructure as the main obstacles
 - Risk factors and corruption aside, all companies (including foreign), cite administrative red tape and living costs or conditions
 - Of the 15 countries in the world with most delays to register a company, 6 are African
 - Renting an office in Lagos is more expensive than in Manhattan or Dubai¹
 - 10 African cities feature in the world’s 20 worst for ‘city liveability’: Lagos (3rd), Harare (4th), Algiers (5th), Tripoli (7th), Douala (8th), Abidjan (9th), Dakar (11th), Lusaka (14th), Nairobi (16th), Cairo (19th)
- The main obstacles to hiring a "young, valuable candidate" are cost, experience and job readiness²
 - The most cited obstacles are “too expensive”, “lack of work experience”, “job readiness” (particularly in Nigeria, Kenya and Egypt), and “technical skills” (particularly in South Africa and Senegal)

African enterprises citing factor in their top 3 obstacles for growth



Source: McKinsey Global Institute, *Africa at Work: Job Creation and Inclusive Growth*, 2012

2012 IIAG results in “Access to Electricity”

- 22 countries score 0: Angola, Burundi, Cameroon, Central African Republic, Comoros, Congo, Dem. Rep., Ghana, Guinea, Guinea-Bissau, Kenya, Liberia, Mozambique, Niger, Nigeria, São Tomé & Príncipe, Senegal, Sierra Leone, Somalia, South Africa, Tanzania, Uganda, Zimbabwe.
- Only 3 countries score 75 (the highest for the indicator): Lesotho, Seychelles, Tunisia

Source: Mo Ibrahim Foundation, 2012 IIAG

Difficulty of doing business: Number of days taken to register a new company		
World rank	Number of days	Country
2nd	161	DRC
4th	135	Equatorial Guinea
10th	90	Zimbabwe
12th	84	Eritrea
14th	68	Angola
15th	66	Namibia

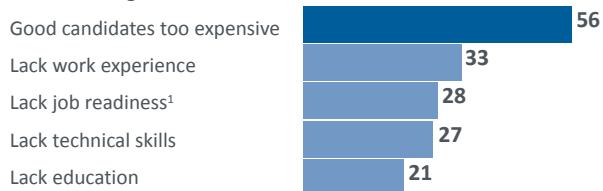
Source: The World Bank, *Doing Business Survey*, 2012

1 Source: The Economist, *Pocket World In Figures*, 2013

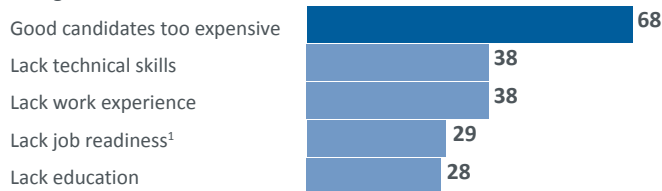
2 For example, punctuality and dependability

Obstacles to recruitment as cited by employers (%)

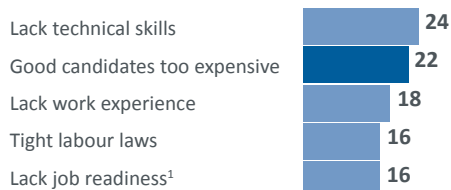
African average



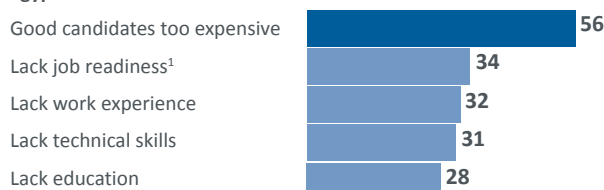
Senegal



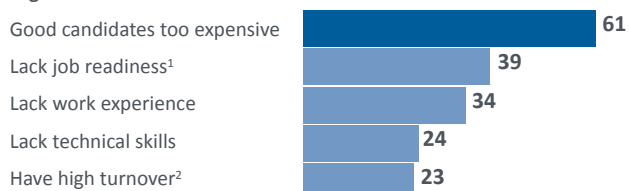
South Africa



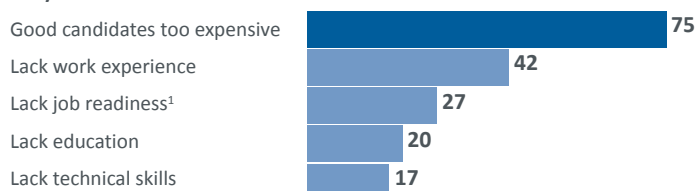
Egypt



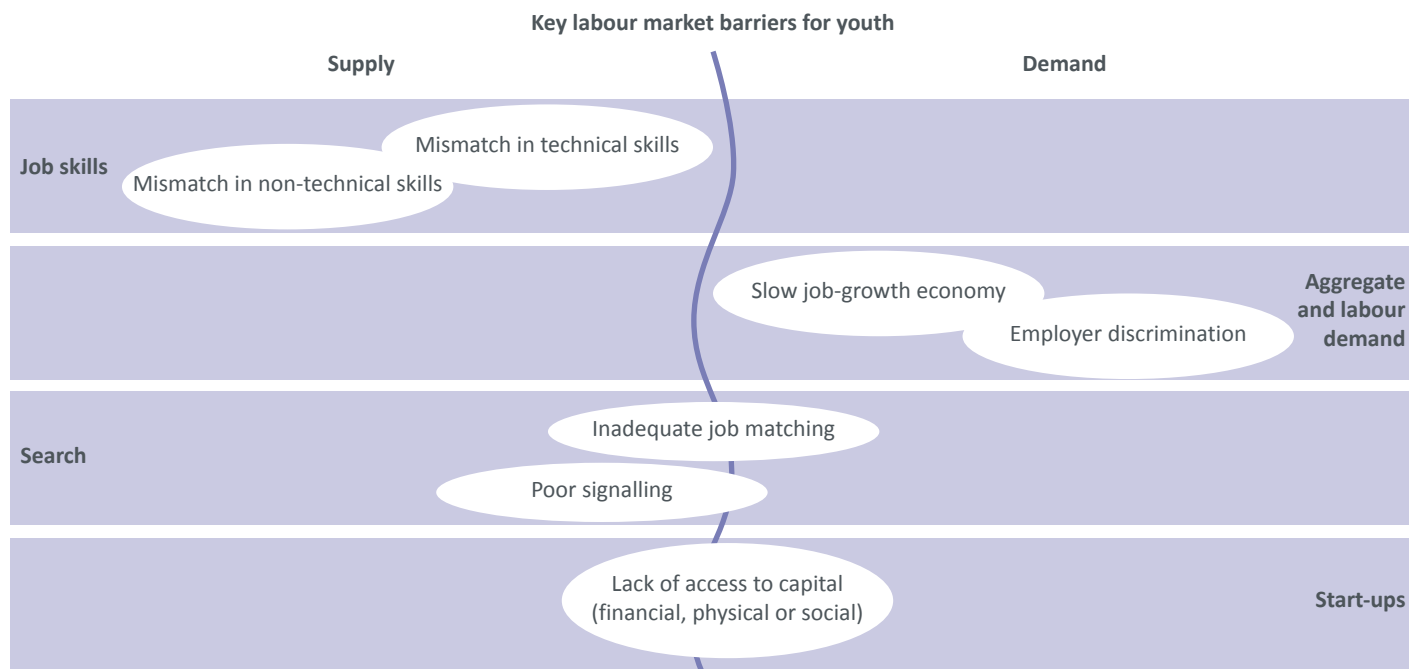
Nigeria



Kenya



Source: McKinsey Global Institute, *Africa at Work: Job Creation and Inclusive Growth*, 2012



Source: ILO, *Global Employment Trends for Youth*, 2010

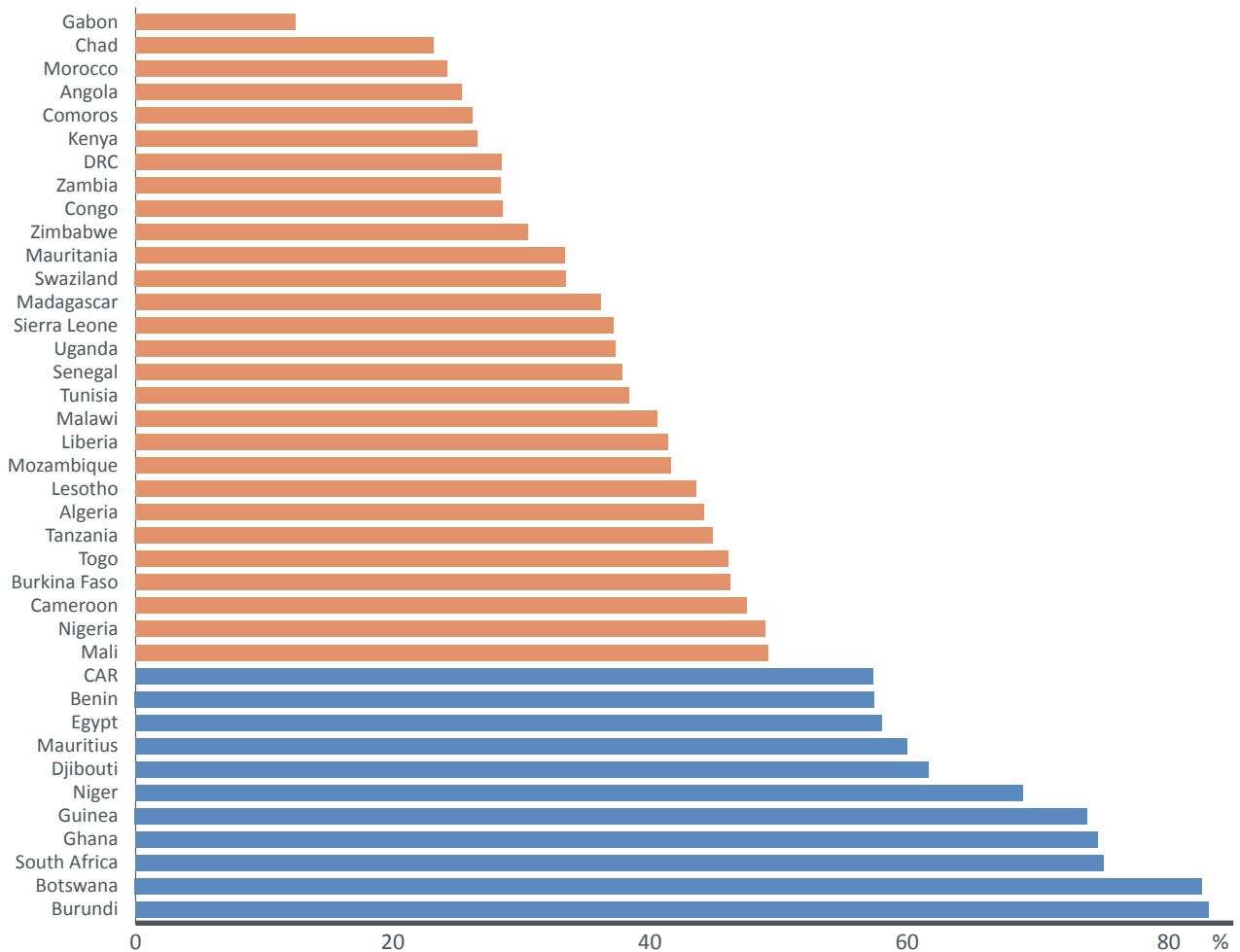
1 For example, punctuality and dependability
 2 Reduces employer willingness to invest in hiring/training new employees

PARTICIPATION: TOWARDS NEW DEMOCRATIC TOOLS

A failing belief in democracy

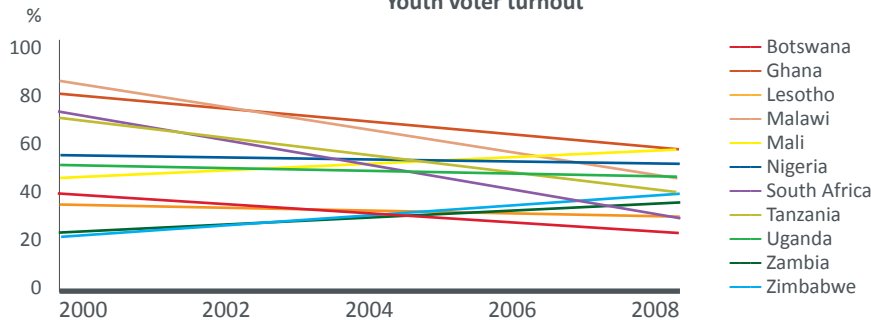
- Less than a 1/4 of African youth surveyed by Gallup think their country is a full democracy, and less than 1/2 are satisfied with their democracy¹
- Less than 1/2 of the youth have confidence in the honesty of elections
- Since 2000, youth voter turnout has declined in most countries, except Tanzania, Uganda and Malawi
- In some African countries, youth have more confidence in the military than in government
- While a majority believe that violence is not justified in politics, youth are in general more likely to believe that it is than adults (South Africa, Lesotho and Nigeria are exceptions)

Youth confidence in elections



Source: Gallup, *Gallup World Poll*, data for 2007²

Youth voter turnout

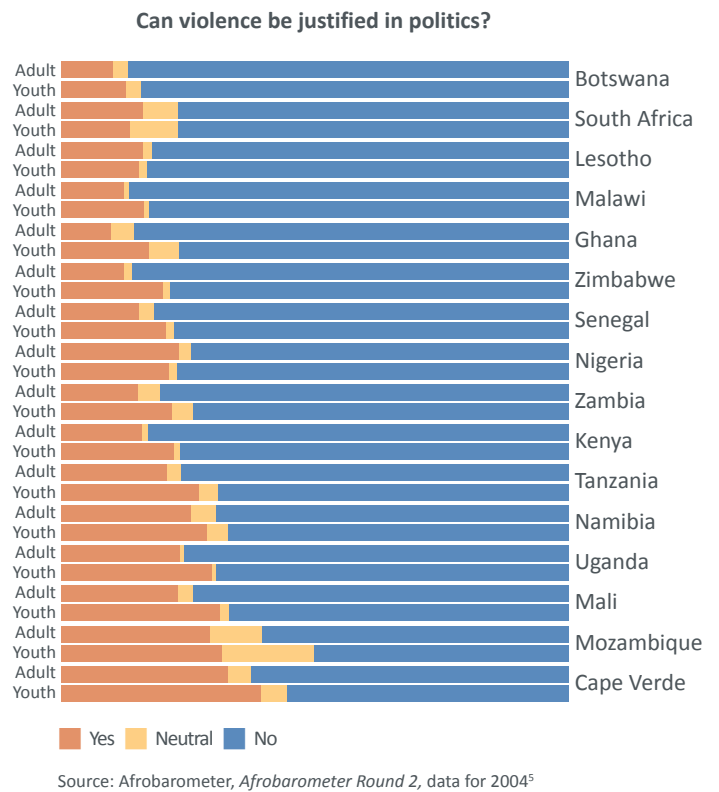
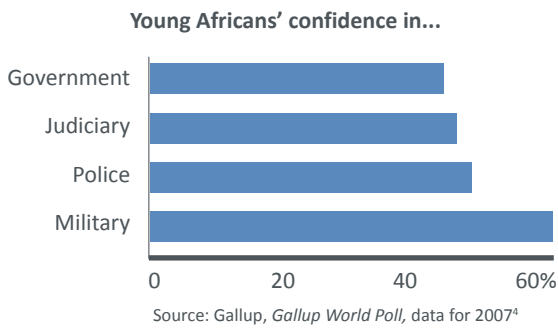


Source: Afrobarometer, *Afrobarometer Round 1 - 4*, data for 2001, 2004, 2005, 2008³

1 Questions: "In your opinion how much of a democracy is your country today?" and "Overall, how satisfied are you with the way democracy works in your country?"

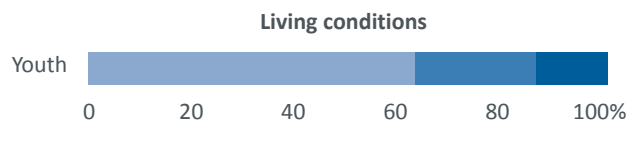
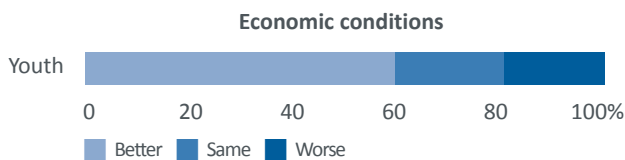
2 Question: "In your country, do you have confidence in the honesty of elections?"

3 Question: "With regard to the most recent election, did you vote?"

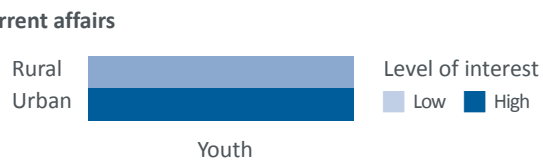
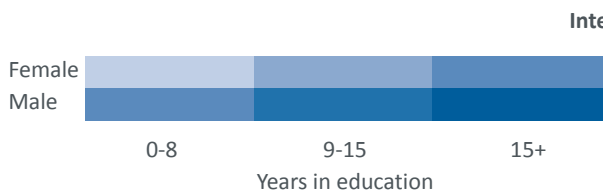


Young Africans are rather optimistic, and more interested in the economy than in freedom

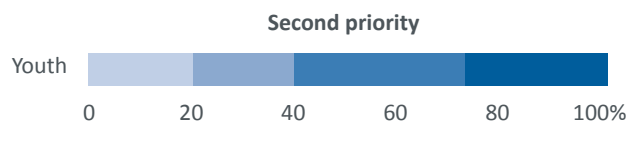
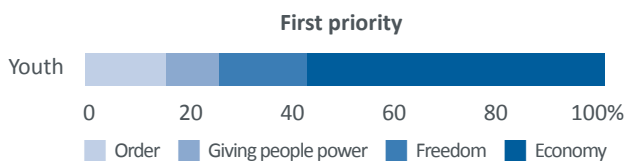
- 56% of African youth are interested in current affairs. Urban youth have a higher level of interest than rural youth
- Across a majority of countries, the economy is perceived as the most important national priority, followed by freedom



Source: Afrobarometer, *Afrobarometer Round 4*, data for 2008⁶



Source: Gallup, *Gallup World Poll*, data for 2007⁷



Source: Afrobarometer, *Afrobarometer Round 4*, data for 2008⁸

4 Questions: "In your country, do you have confidence in the national government?", "In your country, do you have confidence in the judicial system and courts?", "In your country, do you have confidence in the local police?", "In your country, do you have confidence in the military?"

5 Question: "Which of the following statements comes closest to your view: The use of violence is never justified in politics; or, it is sometimes necessary to use violence in support of a just cause".

6 Questions: "Looking ahead, do you expect the economic conditions in your country to be better or worse in twelve months' time?" and "Looking ahead, do you expect your living conditions to be better or worse in twelve months' time?"

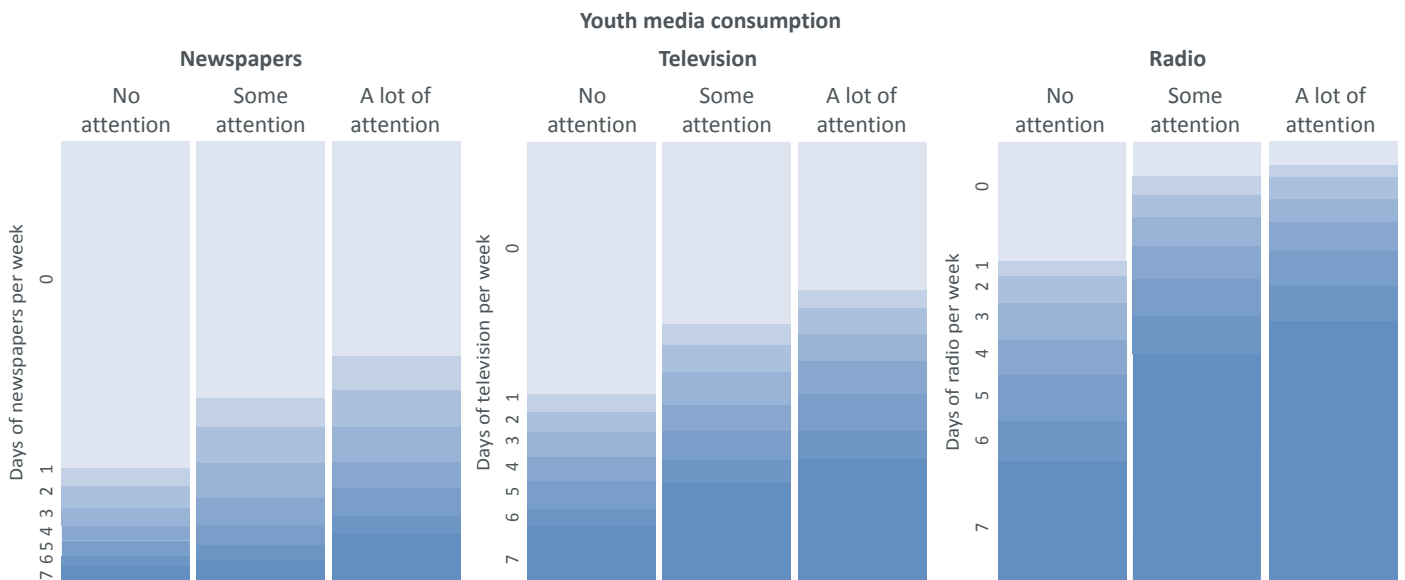
7 Question: "With respect to how much attention you pay to current affairs, would you say that you... Do not pay much attention, ..., Pay a lot of attention".

8 Questions: "What is the most important national priority?" and "What is the second most important national priority?"

A highly connected generation

Radio: Much more influential than newspapers

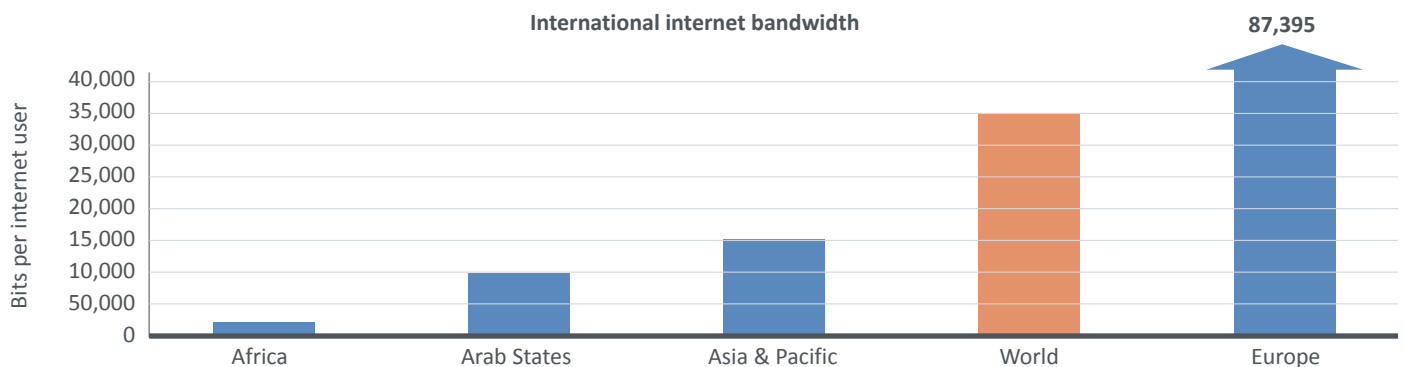
- In the countries surveyed by Gallup, radio is the preferred source of information with a 70% preference, followed by TV with 19%. Internet remains far behind with only 2% of young users relying on it as a primary source of information
- South Africa is the only country in which radio is not the preferred option, as 61.2% of youth prefer TV as the primary source of information
- TV is the secondary source of information for most youth. In Zimbabwe 39.3% of the youth use it as a primary source of information; 37.7% in Cameroon; 30.2% in Ghana and 27.9% in Senegal



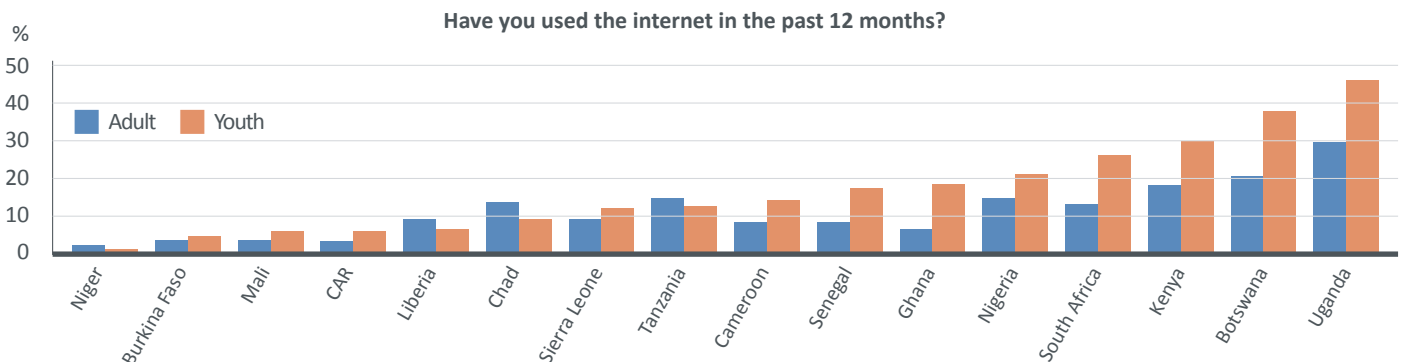
Source: Gallup, Gallup World Poll, data for 2007⁹

Internet: Still limited by bandwidth

- Cyber cafes are youth's most frequent internet connection locations in the following surveyed countries: Ghana, Kenya, Nigeria, Senegal, South Africa and Uganda. In Senegal, almost 40% of youth use cyber cafes
- The workplace is widely used as an internet connection location in South Africa



Source: ITU, World Telecommunication/ICT Indicators database, 2011

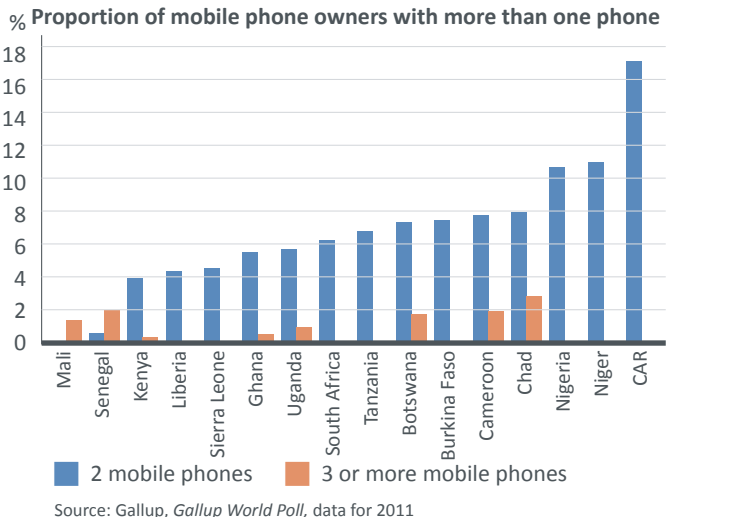
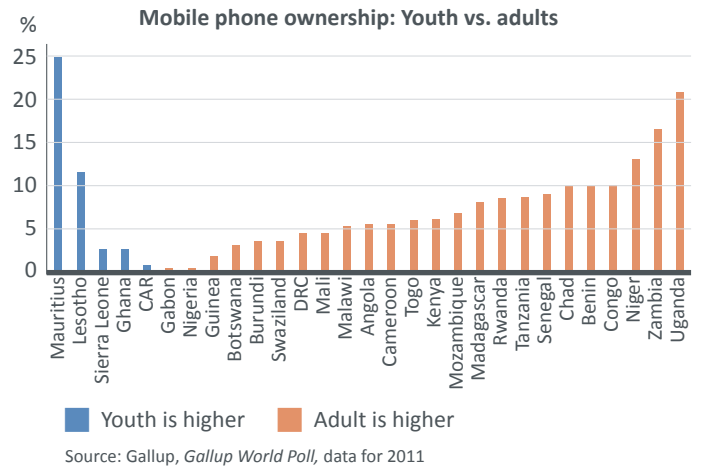
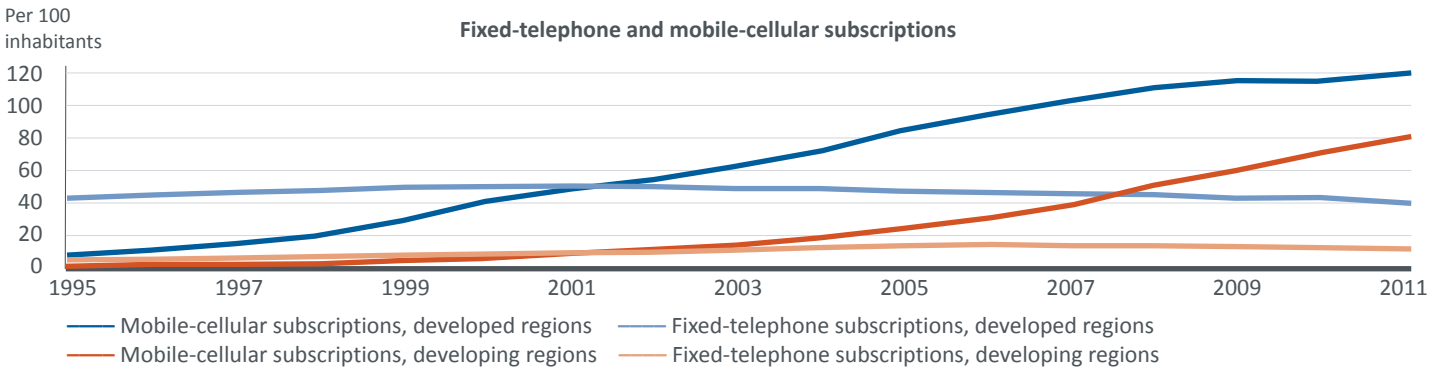


Source: Gallup, Gallup World Poll, data for 2010

9 Questions: "With respect to how much attention you pay to current affairs, would you say that you... Do not pay much attention, ..., Pay a lot of attention", "In a typical week, how many days in a week do you read daily newspapers?", "In a typical week, how many days in a week do you listen to the radio?" and "In a typical week, how many days in a week do you watch TV?"

Mobile phones: A striking rise, especially in mobile-banking

- The extraordinary rise in mobile cellular subscription continues
- Mobile phone ownership remains higher among adults, except in Mauritius where youth ownership exceeds that of adults by 25%
- However, ownership might mask household usage, and mobile ownership and subscription are not necessarily related
- Of the top 20 countries using mobile banking, 15 are African
- In Kenya, Sudan and Gabon, more than 1/2 of the population use mobile banking



Mobile banking users

World rank	Country	% Population
1st	Kenya	68
2nd	Sudan	52
3rd	Gabon	50
4th	Algeria	44
5th	Congo	37
6th	Somalia	34
9th	Uganda	27
10th	Angola	26
11th	Tanzania	23
12th	Swaziland	20
13th	Liberia	19
13th	Mauritania	19
15th	Chad	18
20th	Nigeria	13

Source: The Economist, Pocket World in Figures, 2013

SMS: A modern weapon?

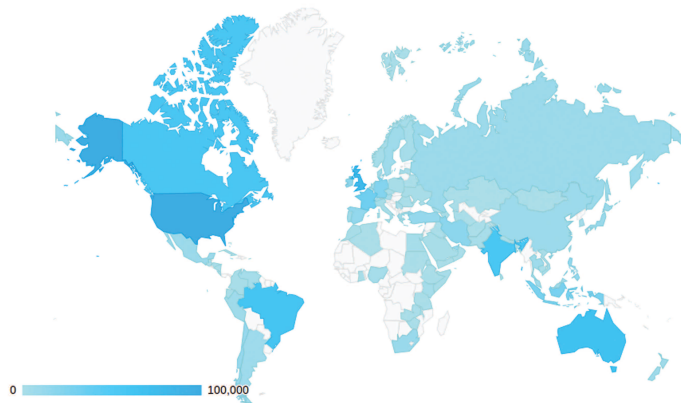
- Many analysts consider hate text messages to have exacerbated ethnic violence during the Kenyan 2007 elections
- Political parties in Kenya now require the approval of state regulators in order to send bulk text messages to voters

Source: BBC News Africa

Twitter: African users younger than elsewhere

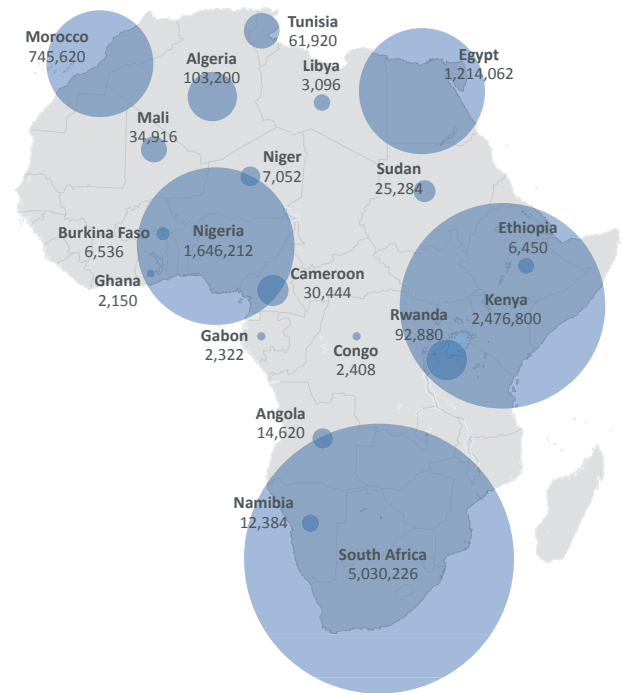
- The majority of Africa's Tweepers are younger than elsewhere – 60% are 21-29 years old (average worldwide is 39)
- 22% of Twitter users in Africa 'rely on Twitter as a primary source of information on employment opportunities'
- 76% use it for international news
- At world level, Arabic is the fastest growing language on Twitter. Its message volume has multiplied by 22 in the past year. It is now the 8th most used language on Twitter, and Arabic messages represent 1% of all public tweets

Global heatmap of Twitter users



Source: Beevolve

Number of tweets (Top 20 African countries)



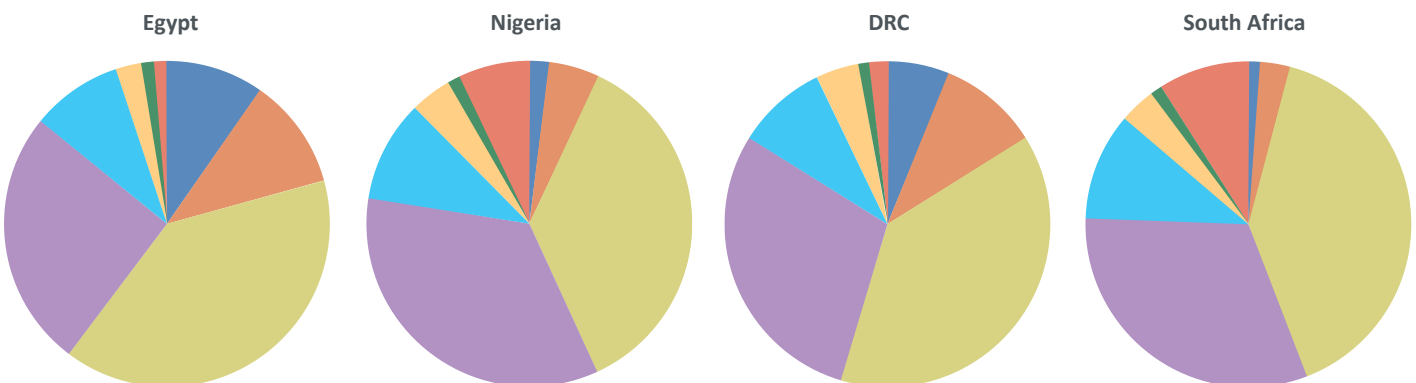
Source: Portland Communications and Tweetminster, *How Africa Tweets*, 2012

Facebook: World's lowest penetration

Facebook statistics

World rank	Continent	Users (millions)	Penetration (%)
1st	Europe	241.8	29.8
2nd	Asia	234.4	6.1
3rd	North America	227.8	43.1
4th	South America	129.3	32.6
5th	Africa	44.2	4.7
6th	Australia & Oceania	14.1	40.5

Africa: User age distribution on Facebook



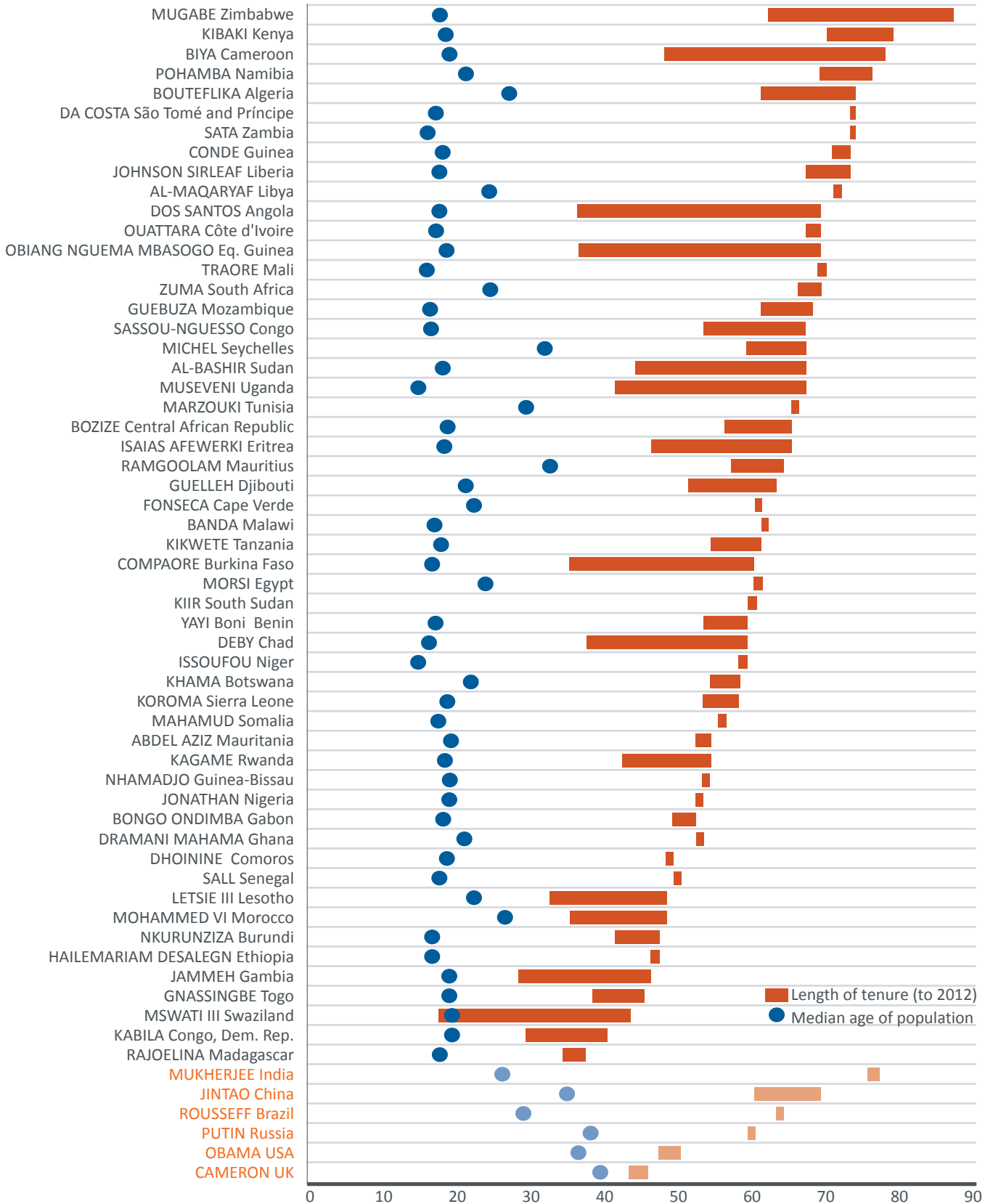
Age
 ■ 13-15 ■ 16-17 ■ 18-24 ■ 25-34 ■ 35-44 ■ 45-54 ■ 55-64 ■ 65+

Source: Socialbakers

Spotlight: The median age of African leaders is 3 times the median age of the population

- The gap between the leader’s age and the median age in his country is highest for Zimbabwe (70 years), Kenya (61 years), Cameroon (60 years), Zambia (58 years) and São Tomé (57 years)
- It is the lowest for Madagascar (20 years), DRC (21 years), Swaziland (24 years), Togo (27 years), Gambia (28 years), Lesotho (26 years) and Morocco (22 years)

Age and tenure of African leaders and prominent global leaders



Source: CIA, CIA World Factbook

YOUNG COMMITMENTS...

Millennium Development Goals - 2000

	Millennium Development Goal	Direct or indirect youth-specific target
Goal 1.	"Eradicate extreme poverty and hunger"	Indirect
Goal 2.	"Achieve universal primary education"	Target 8. Literacy rate of 15-24 year olds
Goal 3.	"Promote gender equality and empower women"	Target 9. Ratio of girls to boys in primary, secondary and tertiary education Target 10. Ratio of literate women to men, ages 15-24
Goal 4.	"Reduce child mortality"	Indirect
Goal 5.	"Improve maternal health"	Indirect
Goal 6.	"Combat HIV/AIDS, malaria and other diseases"	Target 18. HIV prevalence among pregnant women ages 15-24 years Target 19. % of population aged 15-24 years with comprehensive and correct knowledge of HIV/AIDS Target 20. Ratio of school attendance of orphans to school attendance of non-orphans aged 10-14 years
Goal 8.	"Develop a global partnership for development"	Target 45. Unemployment rate of young people aged 15-24 years, by sex

Source: World Bank, *World Development Report*, 2007

Rio+20 UN Conference on Sustainable Development - 2012

Rio+20 statement in "the Future We Want": *"We stress the importance of the active participation of young people in decision making processes as the issues we are addressing have a deep impact on present and future generations, and as the contribution of children and youth is vital to the achievement of sustainable development. We also recognise the need to promote intergenerational dialogue and solidarity by recognising their views."*

African Youth Charter - 2006

The African Youth Charter is a political and legal framework for youth empowerment and development activities at continental, regional and national levels.

The Charter was informed by research commissioned by the African Union Commission (AUC) on the state of African youth. Following consultations with member states and youth organisations, the charter was adopted by youth, experts and ministers and finally endorsed by Heads of Government in July 2006.

Key issues affecting youth in the areas of employment; sustainable livelihood; education; skills development; health; youth participation; national youth policy; peace and security; law enforcement; youth in the diaspora and youth with disabilities, among others, are addressed. **The Charter calls on state parties to ensure freedom of movement, expression, private life and property.** The Charter outlines a number of shared responsibilities for the AUC and youth.

- The AUC will: collaborate with governmental, non-governmental institutions and developmental partners to identify best practices on youth policy formulation and implementation, encourage the adaptation of principles and experiences among States Parties, and invite States Parties to include youth representatives as part of their delegations to the ordinary sessions of the African Union and other relevant meetings of the policy organs, in order to broaden channels of communication and enhance the discussion of youth-related issues.
- Youth will: contribute to the promotion of the economic development of their countries and the continent by placing their intellectual and physical abilities at its service. The Charter is a unique opportunity to unite the youth movement in Africa to speak the same language and move along the same strategic programming lines.

Source: African Union

African Peer Review Mechanism (APRM)

2 Youth focused questions:

- "What concrete measures have been taken to promote and protect the rights of the youth?"
- "What policies and strategies are put in place for combating unemployment, particularly among the youth?"

Source: African Union, *Revised Country Self-Assessment Questionnaire for the African Peer Review Mechanism*, 2012

Ratification of the African Youth Charter

YOUNG COMMITMENTS...



Source: African Union

Youth ministries

- Cape Verde has the youngest Minister with responsibility for this portfolio (33)
- The oldest Minister with responsibility for this portfolio is in Burundi (63)

Country	Ministry portfolio	Minister	Age of minister
CAPE VERDE	Youth, Industry and Human Resource Development	Janira Isabel Fonseca Hopffer Almada	33
UGANDA	Youth	Jessica Alupo	38
LIBYA	Youth and Sports	Fathi Tarbil	40
ZIMBABWE	Youth Development, Indigenization, and Empowerment	Savior Kasukuwere	41
MOROCCO	Youth and Sport	Mohammed Ouzzine	43
NIGERIA	Youth Development	Bolaji Abdullahi	43
CÔTE D'IVOIRE	Youth and Civil Service Promotion	Alain Michel Lobognon	44
CONGO	Civic Education and Youth	Anatole Collinet Makosso	47
GABON	Education, Culture, Youth, and Sports	Seraphin Moundounga	48
BENIN	Youth and Sports	Didier Aplogan-Djibode	49
NAMIBIA	Youth and National Service, Sport, and Culture	Kazenambo Kazenambo	49
SENEGAL	Youth, Training, and Employment	Aly Koto Ndiaye	49
BOTSWANA	Youth, Sport and Culture	Shaw Kgathi	50
GAMBIA	Youth and Sports	Sheriff M. L. Gomez	52
TOGO	Grassroots Development, Crafts, and Youth Employment	Victoire Sidemehome Tomegah-Dogbe	52
ALGERIA	Youth and Sports	Mohamed Tahmi	53
KENYA	Youth and Sports	Helen Jepkemoi Sambili	53
LIBERIA	Youth and Sport	S. Tornorlah Varpilah	53
ANGOLA	Youth and Sport	Gonçalves Manuel Muandumba	55
BURKINA FASO	Employment, Professional Development, and Youth	Achille Marie Joseph Tapsoba	56
SIERRA LEONE	Youth, Employment, and Sports	Paul Kamara	56
TANZANIA	Information, Youth, Culture, and Sports	Fennella Ephraim Mukangara	56
SOUTH AFRICA	Women, Youth, Children, and People with Disabilities	Lulu Xingwana	57
GHANA	Youth and Sports	Kofi Humado	59
BURUNDI	Youth, Sport and Culture	Jean-Jacques Nyenimigabo	63
CAMEROON	Youth and Civic Education	Ismaël Bidoung Kpwatt	unknown
CAR	Youth, Sports, and Culture	Desire Kolingba	unknown
CHAD	Culture, Youth, and Sports	Djibert Younous	unknown
COMOROS	National Education, Research, Culture, Arts, Youth and Sports	Mohamed Issimaila	unknown
DJIBOUTI	Youth, Sports, Recreation and Tourism	Hasna Daoud Barkat	unknown
DRC	Youth and Sports	Banza Mukalayi Sungu	unknown
EGYPT	Youth	Osama Yassin	unknown
EQUATORIAL GUINEA	Youth and Sports	Francisco Pascual Obama Asue	unknown
ETHIOPIA	Women, Children, and Youth Affairs	Zenebu Tadesse	unknown
GUINEA	Youth and Youth Employment	Sanoussy Gbatama Sow	unknown
GUINEA-BISSAU	National Education, Culture, Science, Youth, and Sports	Artur da Silva	unknown
LESOTHO	Gender, Youth, Sports, and Recreation	Thesele 'Maseribane	unknown
MADAGASCAR	Youth and Leisure	Jacques Randriatiana	unknown
MALAWI	Youth, Sports, and Civic Education	Enoch Chakufwa Chihana	unknown
MALI	Youth and Sports	Hameye Foune Mahalmdane	unknown
MAURITANIA	Culture, Youth, and Sports	Cisse Mint Cheikh Ould Boide	unknown
MAURITIUS	Youth and Sports	Satyaprakash Rittoo	unknown
MOZAMBIQUE	Youth and Sport	Pedrito Fuleda Caetano	unknown
NIGER	Youth, Sports, and Culture	Kounou Hassane	unknown
RWANDA	Youth and ICT	Jean Philbert Nsengimana	unknown
SÃO TOMÉ	Press, Youth, and Sports	Maria De Cristo Da Costa Carvalho	unknown
SOMALIA	Youth and Sports (Somalia, Federal Republic of)	Mohamed Jirte Hussein	unknown
SOUTH SUDAN	Culture, Youth, and Sports	Cirino Hiteng Ofuho	unknown
SUDAN	Youth and Sports	Al-Fatih Tag-Alsir Abdullah	unknown
SWAZILAND	Sports, Culture, and Youth Affairs	Hlobisile Ndlovu	unknown
TUNISIA	Youth and Sports	Tarik Diab	unknown
ZAMBIA	Youth and Sport	Chishimba Kambwili	unknown

Source: Birmingham University, Governance and Social Development Resource Centre (GSDRC)

Best practices...

Rwanda: Raise the “HAPPI” generation

Government portfolio: Ministry of Youth and ICT

This ministry aims to “*promote youth development and to integrate and disseminate ICT through policy, strategy and action to empower both public and private sectors.*”

Major youth programmes

- “*Agaciro Kanjye*”: a mobilisation pilot programme for the 2012-2013 financial year to make youth go back to the traditional practice of *Kwiharika*, whereby each young person will have to own a productive asset (such as a small business, a couple of fruit trees etc.) and to be encouraged to learn about saving at an early age.
- “*Neighbour’s Eye*”: a campaign with a mission to empower communities, to create a safe country, responding to crises, drug abuse and violence prevention, ensuring the health and wellbeing of the youth and promoting development of good character and citizenship.
- “*Youth Access to Finance*”: a programme based on 2 pillars that address financial and non-financial barriers respectively. Provides enhanced financial access and improve financial literacy through capacity building and training.
- “*Youth Empowerment for Global Opportunity (YEGO)*”: an integrated approach to tackle youth socio-economic development issues, with a special focus on youth employment promotion.
- **Vision for the youth sector: to raise a “HAPPI” generation**
 - H:** Healthy
 - A:** Attitude, Aptitude
 - P:** Patriotic
 - P:** Productive
 - i:** innovative

Source: Republic of Rwanda: Ministry of Youth & ICT [accessed October 2012]

Ghana: The 2010 national youth policy

The **2010 National Youth Policy** is oriented around 11 key principles: **patriotism, self-reliance, honesty and integrity, participation, equity, access, leadership, good-governance, gender mainstreaming, respect, coordination and collaboration.**

It provides a policy framework prioritising action in 19 separate areas, including education and skills training; ICT; employment; entrepreneurial development; youth in modern agriculture; gender mainstreaming; environment; Health, HIV and AIDS; networking and partnership; mentoring; arts and culture; governance, democracy and leadership; sports and recreation; youth in conflict prevention and peace building; national youth week; youth and vulnerability; youth patriotism and volunteerism; and, finally, nationalism and conscientisation of youth.

It emphasises 9 priority groups for concern: post-basic and secondary school drop-outs; students in tertiary institutions; out-of-school, unemployed and under-employed youth; female youth; pregnant adolescent youth and education; youth in crime and violence related problems; youth at risk; youth with disability and health challenges; youth with special talents.

Source: Birmingham University, Governance and Social Development Resource Centre (GSDRC), 2012

African Economic Outlook (AEO) recommendation on how to promote youth employment

“*Governments must improve their response. They are showing a lot of activity to confront the youth employment challenge but many government programmes are dysfunctional and unlikely to have a significant impact on youth employment given the size of the employment problem and the barriers faced by the private sector in Africa. AEO country experts consider programmes to promote youth employment to be dysfunctional in 21 countries and well-developed only in Morocco. Initiatives providing training and promoting entrepreneurship are the most frequent government interventions. Several governments engage in temporary job creation through public works programmes. But there is little evidence of their impact on longer-term jobs. Among the big shortcomings of youth employment interventions is a general lack of knowledge on what works well and what does not, which is closely linked to the extreme paucity of employment data available for Africa. A second obstacle is a frequent lack of co-ordination between government agencies leading to scattered, sometimes even competing, efforts that are not integrated into an effective strategy.*”

Source: AfDB OECD UNDP UNECA, *African Economic Outlook*, 2012

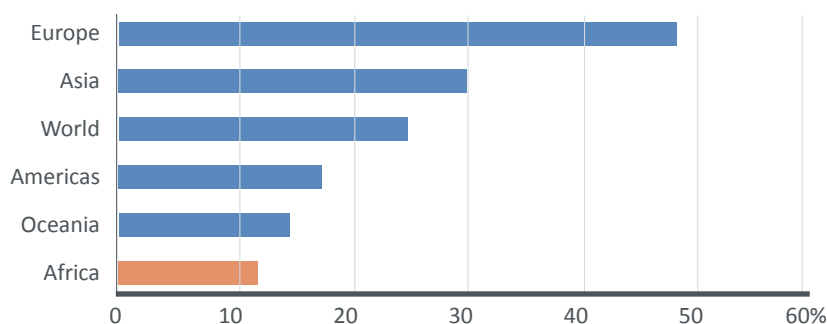
Spotlight: e-Government

- All African countries increased their e-Government performance in 2012 but declined in comparative performance around the world, with the exception of Kenya and Morocco, which gained in world rankings

Countries with government websites that include "Follow us on Facebook or Twitter"

Africa	Latin & Central America	Asia
Côte d'Ivoire	Antigua & Barbuda	Afghanistan
DRC	Argentina	Azerbaijan
Eq. Guinea	Belize	Bahrain
Ethiopia	Brazil	Georgia
Ghana	Chile	Iraq
Guinea Bissau	Colombia	Israel
Morocco	Cuba	Japan
Nigeria	Dominican Republic	Malaysia
Somalia	Ecuador	Mongolia
South Africa	El Salvador	Oman
Sudan	Grenada	Pakistan
Tunisia	Guatemala	Philippines
	Honduras	Qatar
	Mexico	Korea
	Panama	Saudi Arabia
	Paraguay	Singapore
	Peru	Thailand
	Uruguay	UAE
	Venezuela	Uzbekistan

Government websites providing a statement that promotes open government data initiative

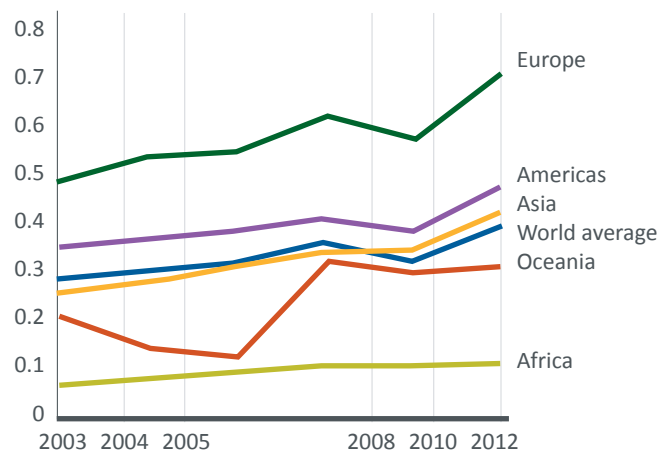


e-Government development

Top ranked countries in Africa

Rank	Country	e-Gov. development index*		World e-Gov. development ranking	
		2012	2010	2012	2010
1	Seychelles	0.5192	0.4179	84	104
2	Mauritius	0.5066	0.4645	93	77
3	South Africa	0.4869	0.4306	101	97
4	Tunisia	0.4833	0.4826	103	66
5	Egypt	0.4611	0.4518	107	86
6	Cape Verde	0.4297	0.4054	118	108
7	Kenya	0.4212	0.3338	119	124
8	Morocco	0.4209	0.3287	120	126
9	Botswana	0.4186	0.3637	121	117
10	Namibia	0.3937	0.3314	123	125
Regional Average		0.2780	0.2733		
World Average		0.4882	0.4406		

e-Government development index



Source: UN, UN e-Government Survey 2012

* The UN e-Government development index (EGDI) is a composite indicator measuring the willingness and capacity of national administrations to use information and communication technology to deliver public services. The assessment conducted by UNDESA rates the e-government performance of countries relative to one another as opposed to being an absolute measurement

ANNEX 1: REGIONAL ECONOMIC COMMUNITY (REC) FACTCARDS

REC Summary

REC (number of countries)	Total youth population (millions)	Median age (years)	Total GDP (\$billion)	Average GDP per capita (\$)
CEN-SAD (29)	109	19	847	1533
COMESA (19)	91	17	455	1206
EAC (5)	28	18	83	584
ECCAS (10)	28	18	208	1501
ECOWAS (15)	59	19	364	1178
IGAD (6)	44	18	140	663
SADC (15)	56	19	655	2338
AMU (5)	17	27	339	3812

Community of Sahel-Saharan States – CEN-SAD

Total population	552.8 million
Youth population (age 15 – 24)	108.6 million
Median age within REC	19
Mean age of leaders within REC	62
Population (% of Africa)	52.9
GDP (current US\$)	847.2 billion
GDP per capita (current US\$)	1532.5
Urban population growth (%)	+ 3.3

29 member states (countries that have ratified the African Youth Charter are in green)

Benin, Burkina Faso, Cape Verde, Central African Rep., Chad, Comoros, Côte d'Ivoire, Djibouti, Egypt, Eritrea, Gambia, Ghana, Guinea, Guinea-Bissau, Kenya, Liberia, Libya, Mali, Mauritania, Morocco, Niger, Nigeria, São Tomé & Príncipe, Senegal, Sierra Leone, Somalia, Sudan, Togo, Tunisia

REC specific youth policy	No
Website	No (not operative)
Social media presence	No

Protocols affecting students

- Holders of diplomatic passports are exempt from **visa obligations** within the CEN-SAD zone. To be extended to students

Common Market for Eastern and Southern Africa – COMESA

Total population	443.8 million
Youth population (age 15 – 24)	90.7 million
Median age within REC	17
Mean age of leaders within REC	61
Population (% of Africa)	42.5
GDP (current US\$)	455.4 billion
GDP per capita (current US\$)	1026.0
Urban population growth (%)	+ 3.5

19 member states (countries that have ratified the African Youth Charter are in green)

Burundi, Comoros, DRC, Djibouti, Egypt, Eritrea, Ethiopia, Kenya, Libya, Madagascar, Malawi, Mauritius, Rwanda, Seychelles, Sudan, Swaziland, Uganda, Zambia, Zimbabwe

REC specific youth policy	No
Website	Yes - http://www.comesa.int/
Social media presence	274 likes on Facebook @comesa_lusaka



Protocols affecting students

- The COMESA Treaty, although not operative, has provision for students: “encourage technical and student exchange programmes among the Member States”

East African Community – EAC

Total population	141.9 million
Youth population (age 15 – 24)	28.2 million
Median age within REC	18
Mean age of leaders within REC	63
Population (% of Africa)	13.6
GDP (current US\$)	82.8 billion
GDP per capita (current US\$)	584.0
Urban population growth (%)	+ 5.0

5 member states (countries that have ratified the African Youth Charter are in green)

Burundi, Kenya, Rwanda, Tanzania, Uganda

REC specific youth policy	Yes - EAC Youth & Children Strategic Plan http://www.gender.eac.int/index.php?option=com_content&view=article&id=127&Itemid=93
Website	Yes - http://www.eac.int/
Social media presence	581 likes on Facebook @jumuiya

Protocols affecting students

- Free Movement of Persons of the EAC Common Market: “*student pass shall be issued free of charge and renewed annually over the duration of the study*”
- EAC countries have agreed to develop a framework for mutual recognition of professional qualifications

Economic Community of Central African States – ECCAS (CEEAC)

Total population	138.6 million
Youth population (age 15 – 24)	27.5 million
Median age within REC	18
Mean age of leaders within REC	63
Population (% of Africa)	13.3
GDP (current US\$)	207.9 billion
GDP per capita (current US\$)	1500.6
Urban population growth (%)	+ 3.9

10 member states (countries that have ratified the African Youth Charter are in green)

Angola, Burundi, Cameroon, Central African Rep., Chad, Congo, DRC, Equatorial Guinea, Gabon, São Tomé & Príncipe

REC specific youth policy	No
Website	Yes http://www.ceeac-eccas.org/
Social media presence	No

Protocols affecting students

- Students are guaranteed freedom of movement

Economic Community of West African States – ECOWAS (CEDEAO)

Total population	308.7 million
Youth population (age 15 – 24)	59.2 million
Median age within REC	19
Mean age of leaders within REC	60
Population (% of Africa)	29.6
GDP (current US\$)	363.7 billion
GDP per capita (current US\$)	1178.3
Urban population growth (%)	+ 3.9

15 member states (countries that have ratified the African Youth Charter are in green)

Benin, Burkina Faso, Cape Verde, Côte d'Ivoire, Gambia, Ghana, Guinea, Guinea-Bissau, Liberia, Mali, Niger, Nigeria, Senegal, Sierra Leone, Togo

REC specific youth policy	Yes - Youth Programme under the Department of Gender Development, Youth/Sports, Civil Society, Employment and Drug Control http://www.comm.ecowas.int/dept/stand.php?id=e_e2_brief&lang=en - The ECOWAS authority has created a Youth Centre which is currently based in Burkina Faso
Website	Yes - http://www.ecowas.int/
Social media presence	967 likes on Facebook @ecowashr (not active since 2010)

Protocols affecting students



- Given the existence and the operational status of the ECOWAS passport, ECOWAS' students have mobility within the region
- In 2001, ECOWAS signed the Protocol on Education and Training to harmonise education certificates

Intergovernmental Authority on Development - IGAD

Total population	211.0 million
Youth population (age 15 – 24)	44.3 million
Median age within REC	18
Mean age of leaders within REC	64
Population (% of Africa)	20.2
GDP (current US\$)	139.8 billion
GDP per capita (current US\$)	662.6
Urban population growth (%)	+ 3.9

6 member states (countries that have ratified the African Youth Charter are in green)

Djibouti, Ethiopia, Kenya, Somalia, Sudan, Uganda



REC specific youth policy	No
Website	Yes - http://igad.int/
Social media presence	 54 likes on Facebook  @icpac_igad, @igaddata, @igadsecretariat (inactive since 2010)
Protocols affecting students	None

Southern African Development Community - SADC

Total population	280.0 million
Youth population (age 15 – 24)	55.5 million
Median age within REC	19
Mean age of leaders within REC	63
Population (% of Africa)	26.8
GDP (current US\$)	654.8 billion
GDP per capita (current US\$)	2338.3
Urban population growth (%)	+ 3.6

15 member states (countries that have ratified the African Youth Charter are in green)

Angola, Botswana, DRC, Lesotho, Madagascar, Malawi, Mauritius, Mozambique, Namibia, Seychelles, South Africa, Swaziland, Tanzania, Zambia, Zimbabwe

REC specific youth policy	No
Website	Yes - http://www.sadc.int/
Social media presence	 220 likes on Facebook  @sadcwater @sadc2010 (not active since 2011)

Protocols affecting students



- The SADC Protocol on Education and Training: “to work towards the relaxation and eventual elimination of immigration formalities in order to facilitate freer movement of students and staff within the Region for the specific purposes of study”
- Regarding access to universities, “Member States agree to recommend to universities and other tertiary institutions in their countries to reserve at least 5% of admission, for students from SADC nations”

Arab Maghreb Union – AMU (UMA) **INACTIVE**

Total population	88.9 million
Youth population (age 15 – 24)	17.4 million
Median age within REC	27
Mean age of leaders within REC	64
Population (% of Africa)	8.5
GDP (current US\$)	338.8 billion
GDP per capita (current US\$)	3811.9
Urban population growth (%)	+ 2.1

5 member states (countries that have ratified the African Youth Charter are in green)

Algeria, Libya, Mauritania, Morocco, Tunisia

REC specific youth policy	No
Website	Yes - http://www.maghrebarabe.org/en/
Social media presence	 25 likes on Facebook  @sg_uma
Protocols affecting students	None

ANNEX 2: EMPLOYMENT DEFINITIONS

Employment

- *Working age population* = persons aged 15-64 as a % of the total population.
- *Labour force* = persons who work or are unemployed during a reference period. Also known as current economically active population. Usually economically active population is measured over a longer reference period (not equal to labour force).
- *Participation rate* = share of the working age population that is in the labour force as a % of the working age population.
- *Employed population* = people in paid employment or self-employed.
 - Persons above a specified age who furnish the supply of labour for the production of goods and services and are either in:
 - paid employment – continued receipt of wage/salary, apprentices, Armed Forces.
 - self-employment – employers, own-account workers, unpaid family workers, people producing goods/services for family consumption.
 - temporarily not at work but have a formal attachment to a job.
 - informal sector.
 - Includes all persons who had a job or enterprise but were absent from that job or enterprise during that period on a temporary basis, e.g. maternity leave, strike etc.
 - Students/homemakers who satisfy the above criteria.
- *Youth employment-to-population ratio* = ratio of the number of young employed persons to population.
- *Own-account worker* = a person who operates his or her own economic enterprise, or engages independently in a profession or trade, and hires no employees.
- *Unpaid family worker* = a person who works without pay in an economic enterprise operated by a related person living in the same household.
- *Contributing family worker* = a person who holds a self-employment job in an establishment operated by a related person living in the same household, who cannot be regarded as a partner, because their degree of commitment is not at a level comparable to that of the head of the establishment.
- *Working poor* = workers who are members of households living in extreme poverty.
- *Informal employment rate* = share of informal employment in non-agricultural employment as a % of total employment. Informal employment includes employment in informal sector enterprises and informal jobs in formal firms. Informal employment in agriculture is generally measured separately.
- *Vulnerable employment rate* = share of own-account workers and contributing family workers as a % of total employment.
- *Decent work* = opportunities for men and women to obtain decent and productive work in conditions of freedom, equity, security and human dignity.

Unemployment

- *Unemployed population* = persons not working but available to work and looking for work.
 - Persons above a specified age who are available to, but do not, furnish the supply of labour for the production of goods and services.
 - Persons temporarily absent from their jobs with no formal job attachment.
 - Persons not in employment who would have accepted a suitable job or started an enterprise during the reference period if the opportunity arose, and who had actively looked for ways to obtain a job or start an enterprise in the near past.
 - Students/homemakers who satisfy the above criteria.
- *Unemployment rate* = share of the labour force that is unemployed as a % of the labour force.
- *Youth unemployment rate* = share of the labour force age 15-24 that is unemployed as a % of the youth labour force.
- *Ratio of youth-to-adult unemployment rates* = ratio of youth unemployment rate to adult unemployment rate.

Inactivity

- *Inactivity rate* = share of the working-age population that is not in the labour force as a % of the working age population. By definition, the inactivity rate and the labour force participation rate will add up to 100 %.
- *Inactivity rate of youth* = share of all young persons who are neither employed nor unemployed as a % of total youth population.
- *Youth not in school or at work* = persons age 15-24 not engaged in education, employment or training.
- *NEET* = Not in employment, education or training.
- *Youth discouraged worker rate* = share of all young persons who are without work and available for work but did not seek work (and therefore could not be classified as unemployed) because they felt that no work would be available to them as a % of the youth labour force. According to the standard classification system, the discouraged worker is counted among the inactive, although many analysts would like to see the number of discouraged workers added to the unemployed to give a broader measure of the unutilised supply of labour.

REFERENCES

- Achy, L. (2010). *Trading High Unemployment for Bad Jobs*. Washington: Carnegie Middle East Center
- Ad Hoc Working Group on Youth and the MDGs. (2004). *Youth and the Millennium Development Goals: Challenges and Opportunities for Implementation*. New York: UNDESA
- Ad Hoc Working Group on Youth and the MDGs. (2005). *Youth and the Millennium Development Goals*. New York: UNDESA
- AC. (2009). *Realising the Potential of Africa's Youth: Report of the Africa Commission*. Copenhagen: Secretariat of the AC
- AC. (2010). *Growth and Employment: Visions at Work*. Copenhagen: Secretariat of the AC
- AfDB, (2011). *The African Development Bank Group in North Africa*. Belvedere: AfDB
- AfDB & OECD, (2009). *African Economic Outlook 2009: Innovation and ICT in Africa*. Paris: AfDB-OECD
- AfDB, OECD Development Centre, UNDP & UNECA. (2012). *African Economic Outlook 2012: Promoting Youth Employment*. Paris: OECD Publishing
- Africa is a Country. (2012). *The United States of Africa: beyond Hip Hop*, by Sean Jacobs
<http://africasacountry.com/2012/06/14/the-united-states-of-africa/#more-51480>
- Arai, Y.; Cissé, A. & Sock, M. (2010). *Promoting Job Creation for Young People in Multinational Enterprises and their Supply Chains: Sierra Leone*. Employment Report 8. Geneva: ILO
- AU. (2006). *African Youth Charter*. The Gambia: AU
- AU. (2011). *African Youth Decade 2009-2018 Plan of Action: Accelerating Youth Empowerment for Sustainable Development*. Addis Ababa: AU
- AU. (2011b). *Monitoring & Reporting on the Implementation of the AU Youth Decade Plan of Action 2009-2018*. Addis Ababa: AU
- AU. (2011c). *Executive Council: Nineteenth Ordinary Session*. Malabo, Equatorial Guinea
- AU. (2012). *List of Countries Which Have Signed, Ratified/Accessed to the African Youth Charter*. Addis Ababa: AU
- AU. (2012b). *Revised Country Self-Assessment Questionnaire for the African Peer Review Mechanism*. Addis Ababa: AU
- AU & UNFPA. (2005). *African Youth – Development and Empowerment: Sharing Experiences that Work*
- African Urban Youth Assembly: UN Habitat, (2011). *Youth and Prosperity of Cities: Summary Report*. July 2011 – Abuja (Nigeria)
- Afrobarometer. (2001, 2004, 2005 & 2008)
- Agbu, O. (Ed.). (2009). *Children and Youth in the Labour Process in Africa*. Dakar: CODESRIA
- Akebe, T. & Kjørholt, T. (2011). *Young people, participation, and sustainable development in an urbanizing world*. A Working Paper, UN-HABITAT
- Angel-Urdinola, D. F.; Semlali, A. & Brodmann, S. *Non-Public Provision of Active Labor Market Programs in Arab-Mediterranean Countries: An Inventory of Youth Programs*. SP Discussion Paper. Washington: WB
- ASDA'A and Burson-Marsteller. (2012). *After the Spring: A White Paper on the Findings of the ASDA'A Burson-Marsteller Arab Youth Survey 2012*. ASDA'A Burson-Marsteller
- Austin, L. (2011). *The Politics of Youth Bulge: From Islamic Activism to Democratic Reform in the Middle East and North Africa*. SAIS Review, 31 (2), 81-96
- Awogbenle, C. & Iwuamadi, K. C. (2010). *Youth unemployment: Entrepreneurship development programme as an intervention mechanism*. African Journal of Business Management, 4 (6), 831-835
- Bahvnani, R. & Backer, D. (2007). *Social Capital and Political Violence in sub-Saharan Africa*. Afrobarometer
- Bargados, A. L. (2009). *La convulsion des corps: controverses sur la musique rap en Mauritanie contemporaine*. In Iniesta, F. (Ed.), *L'Islam de l'Afrique Noire* (pp. 137-159). Paris: L'Harmattan
- BBC News Africa. *Kenya restricts 'hate' texting for elections*: <http://www.bbc.co.uk/news/world-africa-20075586>
- Beevolve. (2012). *An Exhaustive Study of Twitter Users Across the World*: <http://www.beevolve.com/twitter-statistics/>
- Birmingham GSDRC. (2012). Commissioned research: National Youth Policies, Africa
- Birmingham GSDRC. (2012). Commissioned research: Youth relevant government ministries, Africa
- Birmingham GSDRC. (2012). Commissioned research: Influential youth organisations, Africa
- Botero, J. C.; Djankov, S.; La Porta, R.; Lopez-de-Silanes, F. & Shleifer, A. (2004). *The Regulation of Labor*. QJE, 119 (4), 1339-1382
- British Council <http://www.britishcouncil.org/press/research-shows-overseas-demand-uk-education-continues>
- Bureau for Crisis Prevention and Recovery. (2005). *Youth and Violent Conflict: Society and Development in Crisis? A Strategic Review with a special focus on West Africa*
- Business News. (2012). *MasterCard offers \$500m scholarship to 15,000 African Youth*: <http://businessnews.com.ng/2012/10/12/mastercard-offers-500m-scholarship-to-15000-african-youth/>
- Chikwanha, A. & Masunungure, E. (2007). *Young and Old in sub-Saharan Africa: Who are the real democrats*. Afrobarometer
- Child Soldiers International. (2012). *Louder than words: An agenda for action to end state use of child soldiers*. London: Child Soldiers International
- CIA. (2012). *CIC World Factbook 2012*. Washington: CIA
- Clapham, C. (2006). *The Political Economy of African Population Change*. Population and Development Review, 32 (S1), 96-114
- Clemens, M.A. & Pettersson, G. (2007) *New Data on African Health Professionals Abroad*. Working Paper Number 95 Center for Global Development
- Clifton, J. (2011). *The Coming Jobs War*. New York: Gallup
- Coalition to Stop the Use of Child Soldiers. (2008). *Global Report 2008*. London: CSUCS
- CODESRIA, (2007). *African Youth Cultures and the ICT Revolution*. [online] Available at: <http://www.codesria.org/spip.php?article293> [Accessed 13 August 2012]
- Commonwealth Youth Programme. *The Commonwealth Plan of Action for Youth Empowerment 2007-2015*. London: Commonwealth Secretariat
- Conférence des Ministres de l'Éducation des pays ayant le français en partage (PASEC). <http://www.confemen.org/>
- Conroy-Krutz, J. & Lewis, D. (2011). *Mapping Ideologies in African Landscapes*. Afrobarometer
- Delegations of the G8 & G20 Youth Summits. (2011). *Final Communiqué*
- MEASURE DHS. *Demographic and Health Surveys*. <http://www.who.int/mediacentre/factsheets/fs345/en/index.html>
- DFID, UKAID, Students Partnership Worldwide, DFID-CSO Youth Working Group. (2010). *Youth Participation in Development: A Guide for Development Agencies and Policy Makers*. London
- Economist, The. (2012). *Packet World in Figures 2013*. London: Profile Books
- ECOWAS Office of the Commissioner Human Development and Gender – Gender, Youth, CSO, Employment, Drug Control Directorate.
http://www.comm.ecowas.int/dept/stand.php?id=e_e2_brief&lang=en
- Egypt Institute of National Planning and UNDP. (2010). *Egypt Human Development Report 2010*
- El-Kenz, A. (1996). Youth & Violence. In Stephen Ellis (Ed.), *Africa Now: People, Policies and Institutions* (pp. 42-57). London: James Currey
- Englert, B. (2008). *Ambiguous relationships: Youth, Popular Music and Politics in Contemporary Tanzania*. Stichproben. Wiener Zeitschrift für kritische Afrikastudien Nr. 14/2008, 8. Jg., 97-122
- Eurostat, EC, International Migration and Asylum statistics. http://epp.eurostat.ec.europa.eu/portal/page/portal/population/publications/migration_asylum
- Eurostat, EC, Labour Force Surveys. http://epp.eurostat.ec.europa.eu/portal/page/portal/labour_market/introduction
- Eurostat, EC. (2009). *Youth in Europe: A statistical portrait*. Luxembourg: Publications Office of the European Union
- Expert Group on Informal Sector Statistics (Dehli Group). (2006). *Agenda Item 3: Measuring contribution of Informal Sector/Informal Employment to GDP*. Paris: Institute of Research for Development
- FAO. (2010). *Rural Youth Employment in Developing Countries: A Global View*

- FIFA. (2012). *Africa putting the accent on youth*. <http://www.fifa.com/aboutfifa/footballdevelopment/news/newsid=1666532/index.html>
- Football Lineups. <http://www.football-lineups.com/>
- Forced Migration Review. (August 2012). *Being young at out of place*. Issue 40. University of Oxford, Refugees Studies Centre
- Frempong G. (2010). *Ghana ICT Sector Performance Review 2009/2010*. RIA
- Future Agricultures & ISSUED. (2012). *Young People, Farming and Food: International Conference on the Future of the Agrifood Sector in Africa*. <http://www.future-agricultures.org/events/young-people-farming-a-food>
- Gallup. (2006-2011). *Gallup World Poll*
- Garcia, M. & Fares, J. (Eds.). (2008). *Youth in Africa's Labor Market*. Washington: WB
- GEM. (2010). *Adult Population Survey 2010*
- GEM. (2012). *GEM 2011 Global Report*
- Governance and Social Development Resource Centre. (2011). *Helpdesk Research Report: Youth and Governance*
- Gregg, P. & Tominey, E. (2005). *The wage scar from male youth unemployment*. *Labour Economics*, 12, 487-509
- Guardian, The. <http://www.guardian.co.uk>
- Guardian, The. (2008). *The scandal of Africa's trafficked players*. <http://www.guardian.co.uk/football/2008/jan/06/newsstory.sport4>
- Habeenzu, S. (2010). *Zambia ICT Sector Performance Review 2009/2010*. RIA
- Hache, A. & Cullen, J. (2009). *ICT and Youth at Risk: How ICT-driven initiatives can contribute to their socio-economic inclusion and how to measure it*. Seville: JRC & IPTS
- Higher Education Statistics Agency (2012) <http://www.hesa.ac.uk/content/view/1897/239/>
- Higher Education Statistics Agency (2012) http://www.hesa.ac.uk/index.php?option=com_content&task=view&id=2411&Itemid=278
- Hilker, L. M. & Fraser, E. (2009). *Youth exclusion, violence, conflict and fragile states*. London: Social Development Direct
- Honwana, A. & De Boeck, F. (2005), *Makers & Breakers: Children & Youth in Postcolonial Africa*. Dakar: CODESRIA
- Hussmanns, R. (2004). *Measuring the informal economy: From employment in the informal sector to informal employment*. Working Paper 53. Geneva: ILO, Bureau of Statistics, Policy Integration Dept.
- International Council on National Youth Policy. (2005). *Comparative Analysis of National Youth Policies*. Eschborn: GTZ
- IFAD. (2011). *Feeding future generations: Young rural people today – prosperous, productive farmers tomorrow*. Rome: IFAD
- IFAD. (2012). *Africa: Synthesis of Deliberations at the 'Youth in Agriculture' Session of the 2012 Farmers' Forum*. <http://allafrica.com/stories/201202221126.html>
- Ikatu International. (2010). *Global Youth Employment: An Overview of Need and Interventions*
- Ikatu International. (2010b). *Country Selection Matrix: A Tool to Prioritize Geographic Focus*
- Insights Africa, sub-Saharan Africa. *Explore the media habits of consumers in sub-Saharan Africa*: <http://www.insightsafrica.com/#!place=home>
- Institute of Development Studies, Plan & International Institute for Environment and Development. *Young citizens: youth and participatory governance in Africa*. London: IIED
- IRIN. (2007). *Youth in crisis: Coming of age in the 21st century*
- ILO, database on labour statistics (LABORSTA). <http://laborsta.ilo.org/>
- ILO, KILM. <http://laborsta.ilo.org/kilm>
- ILO. (1999). *Employing Youth: Promoting employment-intensive growth*. Geneva: ILO
- ILO. (2005). *Youth: Pathways to decent work – Report VI*. Geneva: ILO
- ILO. (2006). *Youth Employment: A Global Goal, a National Challenge*. Geneva: ILO
- ILO. (2010). *Global Employment Trends for Youth: Special issue on the impact of the global economic crisis on youth*. Geneva: ILO.
- ILO. (2010b). *The Worst Forms of Child Labour, Education and Violent Conflict*. Geneva: ILO.
- ILO. (2010c). *Economic reintegration of children formerly associated with armed forces and armed groups*. Geneva: ILO.
- ILO. (2011). *Global Employment Trends for Youth: 2011 Update*. Geneva: ILO
- ILO. (2011b). *Key Indicators of the Labour Market, 7th Edition*. Geneva: ILO
- ILO. (2011c). *Work 4 Youth: Improving decent work opportunities for youth through knowledge and action*. Geneva: ILO
- ILO, department of statistics. (2011d). *Statistical update on employment in the informal economy*. Geneva: ILO
- ILO. (2012). *Global Employment Trends 2012: Preventing a deeper jobs crisis*. Geneva: ILO
- ILO. (2012b). *Africa's Response to the Youth Employment Crisis*. Geneva: ILO
- ILO. (2012c). *Global Employment Trends for Youth 2012*. Geneva: ILO
- ILO. (2012d). *The Youth Employment Crisis: Highlights of the 2012 ILC report*. Geneva: ILO
- IMF, World Economic Outlook database <http://www.imf.org/external/pubs/ft/weo/2012/01/weodata/index.aspx>
- International Organization for Migration (2003) *World Migration 2003: Managing Migration – Challenges and Responses for People on the Move*. Switzerland: IMO
- ITU. *World Telecommunication/ICT Indicators database*. Geneva: ITU
- ITU, (2008). *Use of Information and Communication Technology by the World's Children and Youth: a Statistical Compilation*. Geneva: ITU
- ITU, (2009). *The World in 2009: ICT Facts and Figures*. Geneva: ITU
- ITU, (2010). *Child Online Protection: Statistical Framework and Indicators 2010*. Geneva: ITU
- ITU, (2010a). *Trends in Telecommunication Reform 2010-2011: Enabling Tomorrow's Digital World*. Geneva: ITU
- ITU. (2011). *The World in 2011: ICT Facts and Figures*. Geneva: ITU
- International Youth Foundation. (2011). *Rwanda Labor Market and Youth Survey*. Kigali: PPM Consulting Ltd
- Ishmail, W.; Olonisakin, F.; Picciotto, B. & Wybrow, D. (2009). *Youth Vulnerability and Exclusion (YOVEX) in West Africa: Synthesis Report*. CSDG Papers, 21
- James, A. (1993). *Childhood Identities: Self and Social Relationships in the Experience of Childhood*. Edinburgh: Edinburgh University Press.
- UNAIDS. (2010). *Report on the Global AIDS Epidemic 2010*. UNAIDS
- UNAIDS. (2004). *At The Crossroads: Accelerating Youth Access to HIV/AIDS Interventions*. New York: UNFPA
- Kamoun F., Chaabouni J., Tabbane S. and Ben Letaifa A. (2010). *Tunisia ICT Sector Performance Review 2009/2010*. RIA
- Kapul, D. (2004) *Remittances: The New Development Mantra*. G-24 Discussion Paper Series United Nations Publications
- Kenyan Government. *Ministry of youth affairs and sports*: <http://www.youthaffairs.go.ke/>
- Kenyan Government. *Open Data Website*: <https://www.opendata.go.ke/>
- Kizito, A.; Lilly, A. M.; Thomas, A.; Joyce, E.; Naputaria, L.; Xavier, L.; Paul, L.; Lotimo, L.; Jackson, L. M.; Sire, M.; Gaston, N. J.; Christine, N. & Christine, O. (2012). *Strength, Creativity & Livelihoods of Karimojong Youth*. Jinja: Restless Development Uganda
- Kreutz, J. (2010). *How and When Armed Conflicts End: Introducing the UCDP Conflict Termination Dataset*. *Journal of Peace Research*, 49 (2), 351-362
- Lintelo, D. T. (2011). *Youth and policy processes*. Working Paper 025
- Lintelo, D. J. H. (2012). *Unspoken assumptions: youth, participation and the African policy process*. Institute of Development Studies London 2012. (2012). <http://www.London2012.com>
- Ludl, C. (2008) *'To Skip a Step': New Representation(s) of Migration, Success and Politics in Senegalese Rap and Theatre*. *Stichproben. Wiener Zeitschrift für kritische Afrikastudien* Nr. 14/2008, 8. Jg., 97-122

- ManpowerGroup. (2012). *How Policymakers Can Boost Youth Employment*
- MasterCard Foundation. (2012). <http://mastercardfdnscholars.org/about>
- MasterCard Foundation. (2012). *Press Release – The MasterCard Foundation Scholars Program*: <http://mastercardfdn.org/newsroom/press/3256-2>
- McKinsey Global Institute. (2010). *Lions on the move: The progress and potential of African economies*. <http://www.mckinsey.com>
- McKinsey Global Institute. (2012). *Africa at work: Job creation and inclusive growth*. <http://www.mckinsey.com>
- MIF Forum. (2011). *African Agriculture: From Meeting Needs To Creating Wealth*. Tunis: MIF
- Migrations between Africa and Europe (2012) <http://www.mafeproject.com/>
- UNFPA (2006) *Moving Young*. http://www.unfpa.org/swp/2006/moving_young_eng/introduction.html
- Munive, J. (2008). *The Danish Africa Commission's Focus on Youth*. Copenhagen: Danish Institute for International Studies
- Mwiturubani, D.; Gebre, A.; Paulo, M.; Mate, R. & Socpa, A. (2009). *Youth, HIV/AIDS and Social Transformations in Africa*. Dakar: CODESRIA
- New York Times. (2011). *In Blunt and Sometimes Crude Rap, a Strong Political Voice Emerges*: http://www.nytimes.com/2011/09/19/world/africa/senegal-rappers-emerge-as-political-force.html?pagewanted=all&_r=1&
- Ndelela, M. N. (2009). New ICTs and Social Change in Southern Africa. In Orgeret, K. S. & Ronning, H. (Eds.), *The Power of Communication: Changes and challenges in African Media* (pp. 217-243). Oslo: Unipub
- Nielinger, O. (2006). *Information and Communication Technologies (ICT) for Development in Africa: An Assessment of ICT Strategies and ICT Utilisation in Tanzania*. Hamburg: Peter Lang
- Nigerian Government. 2001. *National Youth Policy*. Abuja: Nigerian Government
- Nyairo, J. & Ogunde, J. (2005) *Popular Music, Popular Politics: Unwogable and the Idioms of Freedom in Kenyan Popular Music*. Oxford University Press on behalf of Royal Africa Society
- Obijiofor, L. (2011). New technologies as tools of empowerment: African youth and public sphere participation. In Wasserman, H. (Ed.), *Popular media, democracy and development in Africa* (pp. 207-219). Oxon: Routledge
- OECD. *StatExtracts*. <http://stats.oecd.org/>
- Ogbu, O. & Mihyo, P. (Eds.). (2000). *African Youth on the Information Highway: Participation and Leadership in Community Development*. Ottawa: International Development Research Centre
- Okojie, C. E. E. (2003). *Employment Creation for Youth in Africa: The Gender Dimension*. Expert Group Meeting on Jobs for Youth: National Strategies for Employment
- Okoth, K. (2003) *Kenya: What Role for Diaspora in Development?* www.migrationinformation.org
- OpenNet Initiative. <http://opennet.net/research/profiles/nigeria>
- Oucho, J.O. (2008) *African Diaspora and Remittance Flows: Leveraging Poverty?* Centre for Research in Ethnic Relations, University of Warwick
- Peeters, P.; Cunningham, W.; Acharya, G. & Van Adams, A. (2009). *Youth Employment in Sierra Leone: Sustainable Livelihood Opportunities in a Post-Conflict Setting*. Washington: WB
- Plaza, S. & Ratha, D. (Eds.). *Diaspora for Development in Africa*. Washington: WB
- Population Reference Bureau
- Portland Communications & Tweetminster. (2012). *How Africa Tweets?* http://www.portland-communications.com/Twitter_in_Africa_PPT.pdf
- Proctor, F. & Lucchesi, V. (2012). *Small-scale farming and youth in an era of rapid rural change*. London: International Institute for Environment and Development
- Purdue, M.; Negussu, M.; Mugisa, E. & Holliday, C. (2010). *Proceedings of the African Youth Development Forum*. Addis Ababa, November 2010
- Resnick, D. & Casale, D. (2011). *The Political Participation of Africa's Youth: Turnout, partisanship, and protest*. Afrobarometer
- Ringheim, K. & Gribble, J. (). *Improving the Reproductive Health of Sub-Saharan Africa's Youth: A route to achieve the Millennium Development Goals*. Washington: PRB, USAID & BRIDGE
- Rwandan Government, Ministry of Youth and ICT. (2012). *Raise the "HAPPI" generation*. <http://www.miniyouth.gov.rw>
- SASI Group (University of Sheffield) & Newman, M. (University of Michigan). (2006). <http://www.worldmapper.org/copyright.html>
- Save the Children. (2011). *Annual Report 2011: A Chance for Every Child*
- Schlyter, A. (1999). *RECYCLED INEQUALITIES, Youth and gender in George compound, Zambia*. Uppsala Research Report 114
- Schneider, F. (2002). *Size and Measurement of the Informal Economy in 110 Countries around the World*. Canberra: Australian National Tax Centre
- Scot-Villiers, P.; Scott-Villiers, A. & Wilson, S. (2012). *Action Research: How a group of young people did it in Napak and Moroto in Karamoja, Uganda*. Jinja: Restless Development Uganda and Institute of Development Studies
- Semiocast. (2011). *Arabic highest growth on Twitter, English expression stabilizes below 40%*: http://semiocast.com/publications/2011_11_24_Arabic_highest_growth_on_Twitter
- Shimeles, A. (2010) *Migration Patterns, Trends and Policy Issues in Africa*. Working Papers Series N° 119, AfDB
- Silatech & Gallup. (2009). *The Silatech Index: Voices of Young Arabs*. Gallup
- Social Bakers. <http://www.socialbakers.com/>
- Society for International Development. (2012). *Greater Horn of Eastern Africa (GHEA) Outlook – Being Young in the GHEA: Perceptions, Expectations and Reality*
- Sommers, M. (2010). *Urban youth in Africa*. Environment and Urbanization, 22 (2), 317-332
- South African Government. (1997). *National Youth Policy*: <http://www.polity.org.za/polity/govdocs/policy/intro.html>
- Southern and Eastern Africa Consortium for Monitoring Educational Quality (SACMEQ). <http://www.sacmeq.org/>
- Tanner, A. (2005) *Emigration, Brain Drain and Development: The Case of Sub-Saharan Africa*. East-West Books Helsinki
- Telegraph, The. (2011). *Premier League: which countries are the players from?* <http://www.telegraph.co.uk/sport/football/competitions/premier-league/8689699/Premier-League-which-countries-are-the-players-from.html>
- Tucker, B. & Boima, C. *Can Hip-co spark a youth-led revolution in Liberia?* <http://www.thisisafrica.me/music/detail/3648/Can-Hip-co-spark-a-youth-led-revolution-in-Liberia%3F>
- Tullow Group Scholarship Scheme & British Council. (2012). <http://tullowgroupsscholarshipscheme.org/>
- UK Council for International Student Affairs http://www.ukcisa.org.uk/about/statistics_he.php
- UN. (2010-2011). International Year of Youth: <http://social.un.org/youthyear/>
- UN. (2011). *General Assembly: Annual report of the Special Representative of the Secretary-General for children and armed conflict*
- UN. (2011b). *General Assembly Security Council: Promotion and protection of the rights of children*
- UN. (2012). *The Millennium Development Goals Report 2012*. New York: UN
- UN and Restless Development. (2011). *Private Sector Toolkit for Working with Youth*
- UNCDF and MasterCard Foundation. (2011). *Listening to Youth: Market Research to Design Financial and Non-Financial Services for Youth in sub-Saharan Africa*
- UNCTAD. (2010). *Information Economy Report 2010: ICTs, Enterprises and Poverty Alleviation*. Geneva: UNCTAD
- UNDESA. (2012). *E-government Survey 2012: E-Government for the People*. New York: UNDESA
- UNDESA. (2007). *World Youth Report – Young People's Transition to Adulthood: Progress and Challenges*. New York: UNDESA
- UNDESA. (2008). *World Population Prospects: The 2008 Revision*. New York: UNDESA
- UNDESA. (2008). *World Marriage Data*. <http://www.un.org/esa/population/publications/WMD2008/Main.html>

- UNDESA. (2010). *World Population Prospects: The 2010 Revision*. New York: UNDESA
- UNDESA. (2011). *International Migration in a Globalizing World: The Role of Youth*. New York: UNDESA
- UNDESA. (2011b). *Quantitative indicators for the World Programme of Action for Youth: Report of the expert group*. New York: UNDESA
- UNDESA. (2012). *World Youth Report - Youth Employment: Youth Perspectives on the Pursuit of Decent Work in Changing Times*. New York: UNDESA
- UNDESA. (2012b). *World Urbanization Prospects - The 2011 Revision: Highlights*. New York: UNDESA
- UNDP & Government of Ghana. (2011). *3rd African Youth and Governance Conference-Accra 2011*. East Legon: Youth Bridge Foundation
- UNECA. (2006). *Youth and Economic Development in Africa: An Issues Paper*. Addis Ababa: UNECA
- UNECA. (2009). *African Youth Report 2009: Expanding opportunities for and with Young people in Africa*. Addis Ababa: UNECA
- UNECA. (2011). *Africa Youth Report: Addressing the youth education and employment nexus in the new global economy*. Addis Ababa: UNECA
- UNECA, AU & AfDB. (2012). *Assessing Regional Integration in Africa V: Towards an African Continental Free Trade Area*. Addis Ababa: UNECA
- UNESCO. (2008) *Effective time management: How to save time and spend it wisely*. London: Pan Books
- UNESCO. (2009). *Education for all Global Monitoring Report 2009: Overcoming inequality: why governance matters*. Paris: UNESCO
- UNESCO. (2010). *Unesco Shs Strategy on African Youth: Towards an enabling policy environment for youth development and civic engagement in Africa (2009-2013)*. Paris: UNESCO
- UNESCO. (2011). *Education for all Global Monitoring Report 2011: The hidden crisis: Armed conflict and education*. Paris: UNESCO
- UNESCO. (2012). *Education for all Global Monitoring Report 2012: Youth and skills: Putting education to work*. Paris: UNESCO
- UNESCO. (2012b). *World Atlas of Gender Equality in Education*. Paris: UNESCO
- UIS. (2011). *Global Education Digest 2011: Comparing Education Statistics across the World*. Montreal: UNESCO-UIS
- UN HABITAT. (2010). *State of the World's Cities – Cities for All: Bridging the Urban Divide*. London: Earthscan
- UN HABITAT. (2010b). *State of the Urban Youth 2010/2011*. London: Earthscan
- UN HABITAT. Global Urban Observatory: <http://www.unhabitat.org/categories.asp?catid=646>
- UNODC. (2011). *World Drug Report 2011*. Viena: UNODC
- UNODC. (2012). *World Drug Report 2012*. Viena: UNODC
- UNFPA. (2003). *State of world population 2003: Investing in Adolescents' Health and Rights*. New York: UNFPA
- UNFPA. (2007). *Framework for Action on Adolescents and Youth - Opening Doors with Young People: 4 Keys*. New York: UNFPA
- UNFPA. (2008). *Putting Young People into National Poverty Reduction Strategies: A Guide to Statistics on Young People in Poverty*. New York: UNFPA
- UNFPA. (2008b). *State of the World's Population: Reaching Common Ground: Culture, Gender and Human Rights*. New York: UNFPA
- UNFPA. (2010). *The Case for Investing in Young People: as part of a National Poverty Reduction Strategy (2nd ed)*. New York: UNFPA
- UNFPA. (2010b). *State of world population 2010 – From conflict and crisis to renewal: generations of change*. New York: UNFPA
- UNFPA. (2011). *State of world population 2011: People and possibilities in a world of 7 billion*. New York: UNFPA
- UNFPA & AU. (2011). *State of the African Youth Report 2011*. New York: UNFPA
- UNFPA, WHO and UNICEF. (2003). *Adolescents: Profiles in Empowerment*. New York: UNFPA, WHO & UNICEF
- UNICEF. (2005). *Didier Awadi helps promote birth registration*: http://www.unicef.org/protection/57929_25216.html
- UNICEF. (2006). *Africa's Orphaned and Vulnerable Generations: Children affected by AIDS*. New York: UNICEF, UNAIDS & PEPFAR
- UNICEF. (2011). *State of the World's Children – Adolescence: An Age of Opportunity*. New York: UNICEF
- UNICEF. (2012). *State of the World's Children*. New York: UNICEF
- UNICEF, UNAIDS & WHO. (2002). *Young People and HIV/AIDS: Opportunity in Crisis*. New York: UNICEF
- Urdal, H. (2011). *Demography and Armed Conflict: Assessing the Role of Population Growth and Youth Bulges*. CRPD Working Paper, 2
- Urdal, H. (2012). *A Clash of Generations? Youth Bulges and Political Violence*. New York: UNFPA
- Van Hear, N. & Sørensen, N.N. (2003) *Migration Development Nexus*. Washington DC: UN & IOM
- Weddady, N. & Ahmari, S. (2012). *Arab Spring Dreams*. New York: Palgrave Macmillan
- Williams, S. (2012, 1st March). The African Development Bank and the demographic dividend. *New African*
- WB. (2005). *Children and Youth: A Framework for Action*. Washington: WB
- WB. (2007). *World Development Report 2007: Development and the Next Generation*. Washington: WB
- WB. (2009). *Africa Development Indicators 2008/09: Youth and Employment in Africa*. Washington: WB
- WB. (2011) *Migration and Remittances Factbook 2011*.
- WB. (2011). *Who are Youth?*: <http://web.worldbank.org/WBSITE/EXTERNAL/TOPICS/EXTCY/0,,contentMDK:20261632~menuPK:565270~pagePK:148956~piPK:216618~theSitePK:396445,00.html>
- WB. (2012). *World Development Indicators*
- WB. (2012b). *Doing Business Database*
- WB. (2007). *World Development Report: Development and the Next Generation*. Washington: WB
- WB. (2012). *World Development Report 2013: Jobs*. Washington: WB
- World Economic Forum. (2012). *Global Competitiveness Report 2012-2013*. Geneva: World Economic Forum
- WHO. MPOWER. <http://www.who.int/tobacco/mpower/en/>
- WHO. *Global school-based student health survey (GSHS)*. <http://www.who.int/chp/gshs/en/>
- WHO. (2002). *World report on violence and health*. Geneva: WHO
- WHO. (2008). *WHO Report on the Global Tobacco Epidemic*. Geneva: WHO
- WHO. (2009). *Global Status Report on Road Safety*
- WHO and UN HABITAT. (2010). *Hidden Cities: Unmasking and overcoming health inequities in urban settings*. Geneva: WHO and UN-HABITAT
- WHO. (2011). *Young people: health risks and solutions*. Fact Sheet 345. <http://www.who.int/mediacentre/factsheets/fs345/en/index.html>
- WHO. (2012). *Tobacco Free Initiative*. <http://www.who.int/tobacco/en/>
- WHO. (2012b). *Chronic diseases and health promotion – Global School-based Student Health Survey (GSHS)*. <http://www.who.int/chp/gshs/en/>
- WHO & UNICEF. (2008). *World report on child injury prevention*. Geneva: WHO
- Wilson, L. (Agriculture for Impact). (2012). *How to make African agriculture 'swag'?*. <http://ag4impact.wordpress.com/>
- World Mapper. www.worldmapper.org
- World Values Survey
- Yaro, J.A. (2008). *Migration in West Africa: Patterns, Issues and Challenges*. Centre for Migration Studies, University of Ghana

ACRONYMS

AC	Africa Commission
AEO	African Economic Outlook
AfDB	African Development Bank
APRM	African Peer Review Mechanism
ASEAN	Association of Southeast Asian Nations
ATS	Amphetamine-Type Stimulants
AU	African Union
AUC	African Union Commission
BRICS	Brazil, Russia, India, China, South Africa
CAR	Central African Republic
CIA	Central Intelligence Agency
CODESRIA	Council for the Development of Social Science Research in Africa
CSR	Corporate Social Responsibility
DDR	Disarmament, Demobilisation and Reintegration
DRC	Congo, Democratic Republic
DFID	Department for International Development
EC	European Commission
EGDI	E-Government Development Index
FAO	Food and Agriculture Organization
FIFA	Fédération Internationale de Football Association
GEM	Global Entrepreneurship Monitor
GHI	Global Hunger Index
GSDRC	Birmingham University Governance and Social Development Resource Centre
GSHS	Global School-based Student Health Survey
GYTS	Global Youth Tobacco Survey
HRW	Human Rights Watch
ICT	Information and Communication Technology
IIAG	Ibrahim Index of African Governance
IRIN	Integrated Regional Information Networks
IFAD	International Fund for Agricultural Development
IFPRI	International Food Policy Research Institute
IMF	International Monetary Fund
ITU	International Telecommunications Union
KILM	Key Indicators of the Labour Market
MIF	Mo Ibrahim Foundation
MDG	Millennium Development Goals
OECD	Organisation for Economic Co-operation and Development
REC	Regional Economic Community
UAE	United Arab Emirates
UIS	UNESCO Institute for Statistics
UN	United Nations
UNAIDS	Joint United Nations Programme on HIV/AIDS
UNCDF	United Nations Capital Development Fund
UNCTAD	United Nations Conference on Trade and Development
UNDESA	United Nations Department of Economic and Social Affairs
UNDP	United Nations Development Programme
UNECA	United Nations Economic Commission for Africa
UNESCO	United Nations Educational, Scientific and Cultural Organization
UNFPA	United Nations Population Fund
UN-HABITAT	United Nations Human Settlements Programme
UNICEF	United Nations Children's Fund
UNODC	United Nations Office on Drugs and Crime
VE	Vulnerable Employment
WB	International Bank for Reconstruction and Development: The World Bank
WHO	World Health Organization

DYNAMICS....

Government programmes to promote youth employment are dysfunctional in 21 countries

More than 1/2 of tertiary educated people in Cape Verde, Gambia, Mauritius, Seychelles and Sierra Leone leave their country

More than 20% of children under 15 take drugs in Ghana, Namibia and Zambia

Agriculture is currently the main employer in Africa

The main obstacles to opening a new business in Africa are finance, electricity, red tape and "city liveability"

Employment in agriculture is the most vulnerable

In some African countries, the youth have more confidence in the military than in government

Wage employment accounts for less than 15% of youth employment in most African labour markets

Less than 2% of African youth are studying agriculture

Eritrea, Angola and Central African Republic spend more on defence than on education

"Job creation is the new currency of all leaders"

North African youth mainly hope to work in government or to be self-employed

Less than 1/4 of African youth think their country is a full democracy

The majority of Africa's Tweeters are 10 years younger than elsewhere

Almost 2/3 of young people living with HIV/AIDS in the world are in Africa

In Kenya, Sudan and Gabon, more than 1/2 the population use mobile banking

Arabic is the fastest growing language on Twitter

In at least 13 countries, more than 15% of girls have sex before 15

The average pupil-teacher ratio in Africa ranges from 13 pupils in Seychelles to 81 in

Central African Republic

Youth voter turnout has declined in most countries, except Tanzania, Uganda, and Malawi

Newspapers are the youth's least preferred source of information

Of the top 20 countries using mobile banking, 15 are African

In Mozambique and Mali, almost 60% of 18 years old girls are pregnant or mothers

More than 10% of boys under 15 currently smoke in at least 12 African countries

African countries with the highest growth in agriculture also have the highest GDP growth

Africa's share of social sciences and humanities graduates is the highest in the world

In Africa, tertiary educated people have the highest migration rate

Remittances from sub-Saharan diaspora reached \$21.5 billion in 2010

Of the 15 countries in the world with the highest % of households with 6 or more occupants, 4 are in North Africa

Sub-Saharan Africa is the world's 2nd fastest growing region in GDP terms, after Asia

Youth is a transient state...

