



global witness

THE NEED FOR
TRANSPARENCY
IN SUDAN'S OIL
INDUSTRY

FUELLING MISTRUST

A REPORT BY GLOBAL WITNESS | SEPTEMBER 2009

A return to conflict looks all too likely. Armies are already massing on either side of the border. The fact that the Government of Southern Sudan cannot verify the oil figures published by the Khartoum government fuels mistrust between two already-mistrustful sides

CONTENTS

4	SUMMARY
6	TEN KEY FINDINGS
10	MAIN RECOMMENDATIONS
16	INTRODUCTION
25	CHAPTER 1 VERIFYING OIL PRODUCTION AND EXPORT
37	CHAPTER 2 VERIFYING THE PRICE OF OIL SALES
42	CHAPTER 3 VERIFYING COSTS AND FEES
47	CHAPTER 4 ENSURING OVERSIGHT OF THE OIL REVENUES
52	CHAPTER 5 THE END OF THE WEALTH SHARING AGREEMENT
54	CONCLUSIONS
56	TEN KEY RECOMMENDATIONS
60	APPENDICES
66	REFERENCES

SUMMARY

The Comprehensive Peace Agreement specifies how Sudan's oil revenues should be divided up between north and south. The problem is that the southern government cannot verify that the oil figures published by the Khartoum government are correct

Billboard in Khartoum. Sudan's oil revenues are shared between north and south, but the oil figures published by the Khartoum government do not match those from other sources



© Yves Gellie / Corbis

Background

In 2005, a historic peace agreement brought an end to Africa's longest-running civil war – the 22-year conflict between north and south Sudan. Tensions over the distribution of the country's vast oil wealth had been a driver of the conflict, but oil also helped

to provide a key to its resolution. The peace agreement specified that revenues from southern oil wells should be shared between the Khartoum government in the north and a newly created government in the south, offering hopes for a fairer distribution of wealth and a peace dividend after decades of war.

“If I was in [the southern government's] shoes, I'd be suspicious [of the amount of oil revenues received] too” A diplomat¹



Sudan is the largest country in Africa

Four years on, there is much at stake. The national government in Khartoum publishes figures on its earnings from the oil industry. But the problem is that it is not possible for the southern government or civil society to verify these figures. All of the southerners that Global Witness' investigators spoke to suspected that the figures were incorrect. Even the World Bank states that transparency in the Sudanese oil sector is 'unusually weak' in comparison to other oil-exporting developing countries which are often not very transparent themselves.

The fact that the southern government cannot verify the oil figures published by the Khartoum government fuels mistrust between the two already-mistrustful sides. Accurately calculating the southern share of the oil revenues is crucial: the oil comprises 98% of the southern government's income, more than any other government in the world. Southern Sudan holds claim to being the poorest place in the world. If the peace holds and the oil wealth is managed properly, this could massively improve people's lives in the south.

In two years' time, the wealth-sharing agreement will come to an end and a referendum will be held on southern independence. A new revenue-sharing deal must be struck whether the result of the referendum is unity or independence. If the result is unity, Southern Sudan will need to be allocated a fair share of the country's revenues. If the outcome is independence, the new country will be landlocked and will depend upon the north to export its oil, something that Khartoum could refuse or make prohibitively expensive. If southern oil is to be exported, there will have to be some cooperation with the north. Moreover,

Oil comprises 98% of the southern government's income, more than any other government in the world

there will de facto be some form of revenue sharing between north and south, if only in the form of pipeline fees.

A return to conflict looks all too likely. Armies are already massing on either side of the border. During the 22-year conflict between north and south Sudan, 1.5 million people were killed and four out of every five people in the south had to flee their homes at some point.

In cases where natural resources have fuelled a conflict, it is important that they also play a part in the post-conflict reconstruction. The Comprehensive Peace Agreement in Sudan helped ensure that the country's oil revenues would be shared more equitably between north and south. But this agreement now looks to be in danger of collapsing.

Unless the suspicions surrounding the sharing of oil are resolved, the very element that helped secure the peace could also be its undoing. The key players must engage now, or the historic achievement of the peace agreement runs the risk of falling apart, thus setting the scene for a return to conflict.

TEN KEY FINDINGS

Sudan's oil gets exported via Port Sudan, but where do the revenues from the oil go? At present, the southern government is not able to verify whether the revenues it receives from the Khartoum government are correct



© iStockphoto

1 The oil figures published by the Khartoum government do not match those from other sources.

These figures determine the revenues disbursed to the Government of Southern Sudan. The Khartoum government has reported that a smaller volume of oil was produced in southern oil blocks than is reported by the company that operates the blocks. It is not clear which set of figures, company or government, are the correct ones, but the discrepancy highlights the need for the oil figures to be independently verified. The southern government received \$2.9 billion in oil revenues in 2008 and the discrepancies revealed here are of the order of 9%-26%, so if any under-reporting by the Khartoum government is found the sums of money owed to the southern government would be large.

■ the volume of oil that the Khartoum government states was produced in blocks 1, 2 and 4 in 2007 is 9% less than that stated in the annual report of the company operating these blocks, the Chinese National Petroleum Corporation (CNPC) (For more details see page 26.)

■ the volume of oil that the Khartoum government states was produced in blocks 3 and 7 in 2007 is 14% less than that stated in the annual report of the company operating these blocks, CNPC. (For more details see page 27.)

■ the volume of oil that the Khartoum government and other sources* state was produced in blocks 1, 2 and 4 and block 6 in 2005 is 26% less than that stated in the annual report of the company operating these blocks, CNPC. (For more details see page 29.)

*The CNPC annual report states the combined volume of oil produced in blocks 1, 2, 4 and 6. The Khartoum government published figures for the volume of oil produced in blocks 1, 2 and 4 in 2005 but did not publish figures for block 6. For the purposes of this analysis, three estimates of the volume of oil produced in block 6 were obtained and the largest figure – actually a figure published by CNPC – was used.

■ the volume of oil that the Khartoum government states was produced in the only oil block which is located entirely in the north and therefore not subject to revenue sharing between north and south, is approximately the same as that stated by the operator of the block, CNPC. (For more details see page 29.)

■ the oil prices published by the Ministry of Finance in Khartoum and those published in the oil industry press for sales in the same month do not match. (For more details see page 38.)

2 Neither the southern government nor Sudanese citizens are able to verify whether the oil revenues received from the Khartoum government as part of the peace agreement are correct.

It is the Khartoum government that compiles the figures on how much oil is produced and the price for which it sold. The revenues owed to the southern government can be deduced from the figures published by the Khartoum government, but the deduction will only be correct if the underlying oil production and sales figures are correct. The southern government is not involved in these processes. The ability to verify that the oil revenues received from the Khartoum government are correct is ‘important not least because they make up 98% of the southern government’s income.

3 The oil is marketed by just one of the governments that share in its revenues – the Khartoum government.

This makes it impossible for the southern government to verify that the price stated by the Khartoum government for which the oil was sold is correct. The pricing of some of

the sales of Dar blend, when it first came on-stream in 2007, raise suspicion. In February 2007 there were four sales that went for between 15 and 23 cents a barrel, despite the fact that Dar blend in the previous month sold for more than a hundred times this amount. At times, the Khartoum government has sold oil via closed tenders in which only Chinese companies were able to bid. (For more details see page 37.)

4 The southern government does not receive half of the oil revenues from southern oil wells.

The Khartoum government deducts a three percent ‘management fee’ from revenues shared with the south. It seems difficult to justify this fee as the Khartoum government already receives half of the revenues from southern wells. Pipeline fees are also deducted. In August and September 2008 these amounted to between three and eight percent of the value of the governments’ oil. It is not clear who receives these fees: the companies that operate the pipelines, the Khartoum government or both. In addition, the state-owned oil company, Sudapet, which owns equity stakes in all the Sudanese oil blocks, does not share its profits with the south. (For more details see page 44.)

“The [southern government] leadership has been throwing around accusations of oil revenue cheating much less. The best informed still complain though” A diplomat²

5 The oil consortia employ oil service companies which come from the north of the country and are widely believed to be linked to the Khartoum ruling party.

The oil consortia claim back the costs for employing these companies; the more costs they claim, the less that is left over for revenue sharing between the governments. If it is true that the service companies are linked to the ruling party in Khartoum, a larger share of the oil revenues goes to the north than is specified in the peace agreement. (For more details see page 43.)

6 There is insufficient oversight of the oil revenues. In Southern Sudan, there is no Auditor General, despite this being a constitutionally required post.

There is insufficient oversight of the millions of dollars of oil money transferred to the oil-producing states, and little visible evidence of what this money has been spent on. (For more details see page 47.)

7 Both the national and southern state oil companies, Sudapet and Nilepet, are set up such that the same people are responsible for selling oil and regulating the sale of oil: a clear conflict of interest.

(For more details see page 46.)

At present, Sudapet, despite being a substantial oil-producing company, does not publish annual reports or accounts.

8 The Khartoum government owes the southern government millions of dollars in oil revenue arrears.

As of March 2009, the arrears due to the southern government, excluding those due from Abyei, amounted to \$180 million.

In addition to this, there are also arrears due to the southern government from the Abyei oilfields as even though the ruling of the tribunal of the Permanent Court of Arbitration found some oil fields to be outside Abyei, there are still some productive oil fields inside the area. (For more details see page 41.)

A Sudanese woman in Bentiu finds a use for an old oil drum. The country's oil revenues could be of far greater use to her if they were spent wisely



© Redux / Eyevine

*All references to dollars in this report are to US dollars.


9 The Khartoum government does not publish all of the figures upon which the revenue sharing depends, and those that it does publish are often published late.

At times, the most recent data available have been two years out of date. The oil companies' investment costs are not published, despite these having a large impact on the governments' revenues from oil. The revenue available for sharing between north and south is only what is left over after the oil companies' costs have been deducted. Opening the oil companies' costs up to scrutiny is in the interests of both the Government of National Unity and the Government of Southern Sudan: in other countries oil companies have been found to over-claim the amount of cost oil, leaving fewer revenues for the government. (For more details see page 42.)

10 Oil revenues from Abyei, a disputed area in central Sudan, are divided according to a slightly different formula than the oil revenues from the south.

Determining the boundaries of the Abyei area has been controversial, but in July 2009, the governments in the north and south and leaders of the Misseriya and Ngok Dinka tribes accepted a ruling of a tribunal of the Permanent Court of Arbitration in The Hague.

In this report, maps showing the locations of the Abyei oil wells in relation to the various definitions of the boundaries of Abyei are published for the first time. (For more details see page 35.)



Sudan's first oil coming on-stream in 1999. Figures published by the Khartoum government on the volume of oil produced by different oil blocks do not match those from other sources.

MAIN RECOMMENDATIONS

The Presidential Palace in Khartoum. The Khartoum government, including the presidency, and the southern government need to agree on what will happen to the country's oil revenues when the current wealth sharing agreement comes to an end in 2011

© Marco di Lauro / Getty Images News / Getty Images



- The oil production and sales figures upon which the revenue sharing depends should be verified by independent third party audit and by legislation that requires oil companies to disclose their payments.

The audit should go back to 2005, to the start of the wealth-sharing agreement, and its results should be made publicly

available. The proposed legislation would create two sets of figures: what the companies say they pay and what the government says it receives, allowing one set of figures to be verified against the other. This would allow both parties to the peace agreement as well as Sudanese citizens to have more confidence that the financial transfers made under the wealth-sharing agreement are correct, which is essential to building trust between north and south.

“It’s likely they [the southern government] are being cheated”

A senior diplomat³

“CNPC brings us not only petroleum but also peace”

Sudanese President Omar al-Bashir⁴

■ An agreement should be reached on what happens to the oil revenue sharing and oil-related contractual arrangements when the peace agreement ends in 2011.

The money that currently makes up 98% of the Government of Southern Sudan’s income is due to stop in two years time, whether the south votes for unity or independence. If the south votes for independence, they will have to rely on oil pipelines going through the north of Sudan to export oil; the chances of building a pipeline to export oil via a different route are zero in the short term. An agreement needs to be reached now on how north and south will cooperate to export oil post-2011, come unity or independence. Any proposed revenue sharing post-2011 should include independent third party monitoring, funded by Sudan’s donors. The international community should prioritise persuading the national and southern governments to reach agreement on these issues before the referendum.

■ Both parties to the peace agreement should be involved in overseeing the marketing the country’s oil and approving the oil companies’ costs.

At present, it is the Khartoum government that does both of these things despite the fact that the revenues from the oil belong to the Khartoum, southern and state governments.

Who the recommendations are aimed at

The recommendations outlined in this report are primarily aimed at the Sudanese governments - both the national government in Khartoum and the southern government in Juba. In addition, the recommendations are also in the interests of a number of other countries and institutions. These groups, the main ones of which are listed below, should help persuade Sudan of the need for more transparency.

■ **CHINA.** China gets five percent of its crude oil from Sudan.⁵ A Chinese state-owned company, China National Petroleum Corporation (CNPC), is the biggest equity partner in all but one of the currently productive oil fields in Sudan and has made substantial investments in oil exploration, drilling, pipelines and export facilities. Renewed conflict in Southern Sudan threatens China’s energy security and its investments. It is in China’s interest to use its influence in Sudan to help reduce the risks of conflict, including by helping to promote the recommendations outlined in this report.



A picture for sale on the streets of Khartoum of China’s President, Hu Jintao, inside an outline of Sudan. China has significant influence in Sudan

The international guarantors named in the Comprehensive Peace Agreement, including the UN, need to do more to ensure that the agreement does not fall apart

© Silvia Morera / Corbis



■ **JAPAN.** Japan is one of the main purchasers of Sudanese oil,⁶ which it uses both in its refineries and as fuel for power stations. A significant number of the world's refineries that can deal with the highly acidic Sudanese Dar oil blend are in Japan. (There is also a significant number in the United States but these refineries cannot purchase Sudanese oil because of sanctions.) Japan should use the leverage that this near monopoly on refining Sudan's most abundant oil provides them to help persuade Sudan to adopt the recommendations outlined in this report.

■ **NORWAY.** Norway provides oil-related technical assistance to Sudan via its Oil for Development programme, including a full-time Petroleum Envoy who provides advice to the north and south. Norway should have clear conditions in place as to what measurable improvements in good governance and human rights it expects from Sudan and the other countries it works with. It should publish these requirements and regularly report on the targets that have and have not been met. Without such conditions, Norway risks squandering the opportunity its development assistance provides to create long term effective change.

■ **USA.** The United States helped to broker the Comprehensive Peace Agreement. It recently hosted talks between the signatories of the peace agreement and is reviewing its own policies on Sudan. It has significant leverage in the north and south and should use this to promote transparency of oil revenues.

■ **The international guarantors named in Sudan's Comprehensive Peace Agreement,** including the UK, Italy, the Netherlands, the League of Arab States and the African Union, as well as Norway and the United States. These countries and institutions signed up to help ensure the full implementation of the peace agreement, an agreement which is now faltering. If conflict breaks out again between north and south it will be countries and institutions such as these that will be expected to help pick up the pieces.

■ **The International Monetary Fund.** The IMF has authored a Guide on Resource Revenue Transparency which provides advice on the best practice for managing such revenues transparently.

“Revenue sharing is not fair – definitely” A senior member of the southern army⁷

REPORT STRUCTURE



© iStockphoto

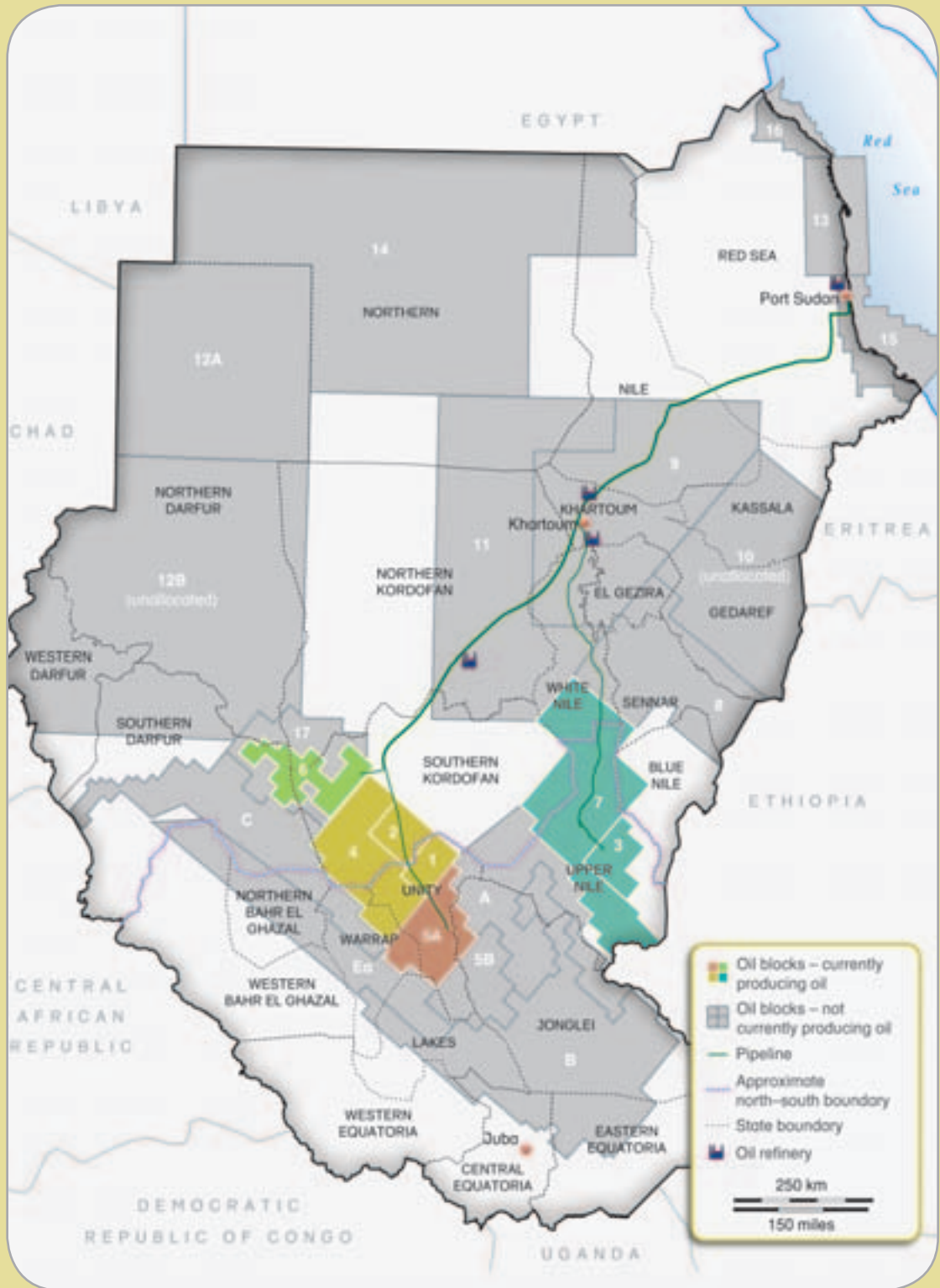
This report is divided into sections looking at different transparency-related oil issues. The first and second sections look at the need to verify the volumes of oil produced and exported and the price for which they are sold; at present they cannot be verified, creating a situation in which mistrust can flourish. Global Witness has analysed the oil production, exports and oil price data to see if the figures published by the national government stand up to scrutiny. The results of the analysis on the volumes of oil produced raise serious questions about the accuracy of the published figures.

The third section looks at verifying the costs claimed back by the oil companies for their investments, costs which directly impact on the amount of revenue left over for sharing. The fourth section looks at the need for oversight of

the revenues in the national, southern and state governments and the final section looks at the need to put in place a framework for oil and wealth sharing after the 2011 referendum, when the peace agreement, and hence the current revenue-sharing agreement, comes to an end.

In addition, the report also looks at revenue sharing in Abyei, a contested oil-rich region in the centre of the country for which there is a slightly different oil revenue-sharing agreement. The boundaries of this area have been disputed. In this report, maps showing the locations of the Abyei oil wells in relation to the three definitions of the boundaries – those of the Abyei Boundaries Commission, the Abyei Roadmap and the findings of the tribunal of the Permanent Court of Arbitration – are published for the first time.

Oil blocks in Sudan*



*Unity State is the official name used by the national government; the Government of Southern Sudan prefers Western Upper Nile State. The state boundaries on the map are taken from a 2006 map of the UN Office for the Coordination of Humanitarian Affairs, http://www.unsudanig.org/library/mapcatalogue/sudan/data/planning/Map772_SudanPlanning_Map_A0_21Nov_06.pdf

Sudan has licensed more than 1.1 million square kilometres for oil exploration, more than any other African country.⁸ The map on page 14 shows the locations of the Sudanese oil blocks. Only four consortia currently produce any oil:⁹

■ Blocks 1, 2 and 4 are operated by the Greater Nile Petroleum Operating Company (GNPOC), a consortium of Chinese, Indian and Malaysian state-owned companies and the Sudanese state-owned company, Sudapet.[†] The first oil exported from Sudan, in 1999, came from these oil blocks, of the relatively high quality Nile blend. According to reports produced by the Khartoum government, the blocks currently produce around 180,000 barrels per day,¹⁰ although the Unity and Heglig fields are in decline.¹¹ The blocks span both north and south Sudan and cover part of the contested area of Abyei (see pages 34-36 for more details), meaning that some of the oil from these blocks is subject to revenue sharing with the south, some with Abyei and some retained entirely by the north.

<http://www.gnpoc.com/>

■ Block 5A is operated by the White Nile Petroleum Operating Company 1 (WNPOC-1), a consortium of Indian and Malaysian state-owned companies and Sudapet.[‡] Nile blend oil is formed from a minimum of 90% of the crude from blocks 1, 2 and 4 plus a maximum of 11% of the crude from block 5A. This means that production in block 5A is limited to 11% that of blocks 1, 2 and 4 - in other words, around 20,000 barrels per day. All of the block is within Southern Sudan and therefore subject to revenue sharing between the north and south.

<http://www.wnpoc-sudan.com/>

■ Block 6 is operated by Petro Energy,[§] a consortium which is virtually all owned by the Chinese state-owned oil company, CNPC, plus Sudapet. It produces about 40,000 barrels per day of the extremely poor quality Fula blend crude.¹² The pipeline from block 6 currently only reaches Khartoum and so all of the oil from block 6 is currently refined within the country for domestic use. The block is entirely in the north and therefore not subject to revenue sharing between the north and south.

<http://www.petroenergy-ep.com/>

■ Blocks 3 and 7 are operated by the Petrodar Operating Company (PDOC),[#] a consortium of Chinese and Malaysian state-owned oil companies, a Kuwait-based company, and Sudapet. It produces the most oil by volume of all the blocks - currently around 200,000 barrels per day according to the Khartoum government¹³ - though the crude, Dar blend, is of a low quality: it is heavy and acidic with a high arsenic content.¹⁴ All of the oil fields within these blocks are within Southern Sudan and therefore all the crude is subject to revenue sharing.

<http://www.petrodar.com/>

The vast majority of the rest of the country is also divided up into oil blocks. Exploration is taking place in most of these, although the chances of finding commercially viable quantities of oil or gas are considered to be low in most blocks. The only European oil companies having stakes in Sudan are the French major, Total,[¶] and a Moldovan company, Ascom Group.^{**} In addition, the Swedish company, Lundin, holds stakes in block 5B but has recently announced that it has pulled out of the country because of poor exploration results.¹⁵ Other European companies are involved in the oil services sector.

[†] GNPOC is owned 40% by China National Petroleum Corporation (CNPC), 30% by Petronas, 25% by ONGC Videsh (a 100% subsidiary of Indian state-owned Oil and Natural Gas Corporation) and 5% by Sudapet.

[‡] WNPOC-1 is owned 68.875% by Petronas, 24.125% by ONGC Videsh and 7% by Sudapet.

[§] Petro Energy is sometimes known as CNPCIS. It is owned 95% by CNPC and 5% by Sudapet.

[#] PDOC is owned 41% by CNPC, 40% by Petronas, 10% by Sudapet, 6% by Sinopec and 3% by Tri-Ocean Energy, a subsidiary of Kuwait's Kharafi Group [African Energy, Issue 155, 23 January 2009 and <http://www.petrodar.com/partners.html>].

[¶] Total holds block B, though the contract was suspended as a result of the conflict and has not yet been resumed because Marathon had to pull out of the consortium because of American sanctions and a new equity partner has not yet been found.

^{**} Ascom Group claims rights over block 5B. Block 5B was allocated to the companies that comprise WNPOC-2 by the Sudanese government, but also subsequently allocated to Ascom Group by the southern government or people within the southern government. The National Petroleum Commission, set up by the peace agreement to arbitrate on such disagreements, ruled in 2007 that Ascom should be put 'in consideration' to be used 'within the group of companies that provide petroleum services in Block (5B)'. No agreement between WNPOC-2 and Ascom has yet been reached; both companies are exploring the block. In a similar dispute between Total and the British company White Nile in block B, the National Petroleum Commission ruled that the British company should pull out.

INTRODUCTION

The signing of the Comprehensive Peace Agreement was a cause for celebration. Seen here are the Vice President of Sudan, Ali Osman Taha (L), soon-to-be President of Southern Sudan, John Garang (R) and the President of Sudan, Omar al-Bashir (centre)



© Thomas Mukoya / Reuters / Corbis

Sudan is rich in oil. Most of the oil is in the south of the country, and yet Southern Sudan holds claim to being the poorest place in the world: 90% of its people live on less than a dollar a day, more than in any country that has reported to the United Nations' work on the Millennium Development Goals.¹⁶ A higher percentage of mothers die in child birth in Southern Sudan than in any country of the world,¹⁷ one in eight of its children do not make it to their fifth birthday,¹⁸ and those that do have less access to primary schools than in any country in the world.¹⁹

In some ways north Sudan does not fare much better. Nearly as many children die young,²⁰ and only a fifth of children complete primary school.²¹ Half of its people live

on less than a dollar a day - considerably better than in Southern Sudan, but still amongst the poorest people in the world.²²

How can it be possible for a country to be rich in oil yet for so many of its people to be so poor? Part of the answer to this question comes down to the inequalities in the distribution of the country's resources, which have tended to be concentrated in Khartoum and the Nile valley at the expense of the peripheries of the country. Such inequalities were one of the causes of the conflict between north and south Sudan (as well as contributing to the conflicts in Darfur and the east of the country). Oil first started to be exported during the north-south civil war; its revenues helped fund the Khartoum government's war efforts, and military control

over the oil fields quickly became central to both sides' war efforts (see box on page 18).

However, a peace agreement in 2005 brought to an end the north-south civil war - one of Africa's longest and bloodiest. The Comprehensive Peace Agreement shares power and wealth between the north and south, with former adversaries sharing office in a Government of National Unity in Khartoum. The wealth that is shared is the country's oil wealth: a semi-autonomous Government of Southern Sudan is mandated to receive half of the net revenues from all southern oil wells. Thus, the peace agreement carries the hopes of millions for a fairer distribution of wealth, and a peace dividend after decades of war. The stakes are high: if the agreement collapses, the likely return to conflict could see Africa's largest country fall apart with all the ensuing misery and loss of life that that will entail.

With most of the currently operational oil wells in the south of the country, the wealth-sharing agreement adds up to a lot of money: the Government of Southern Sudan has received over \$6.5 billion in oil revenues since the signing of the Comprehensive Peace

“Resources and common wealth of the Sudan shall be shared equitably” Interim National Constitution of the Republic of the Sudan

Agreement.²³ Such revenues form 98% of the southern government's income,²⁴ making it the most oil-dependent government in the world.* In fact, the oil income of the southern government arguably adds up to more money per person than in neighbouring Kenya, the regional economic power.† It is difficult to exaggerate what a change this money could make. For example, Southern Sudan has less than 50 kilometres of paved roads even though its territory is slightly larger than that of France and Belgium combined.²⁵

The oil revenues are also large in north Sudan. Indeed, they generate substantially more money than donor aid. In the past five years Sudan as a whole has received \$2.2 billion from donor countries,²⁶ about a third of the amount that the country received in oil money in 2008 alone.²⁷



Southern Sudan holds claim to being the poorest place in the world: 90% of its people live on less than a dollar a day and more mothers die in child birth than in any country in the world

© Sven Torfinn / Panos Pictures

* For example, Africa's largest oil-producing nation, Angola, garners nearly 90% of its budget from oil revenues [<http://go.worldbank.org/M69ZBBCQ00>]. Nigeria gets 85% of its budget from oil [<http://go.worldbank.org/FIIOT240KO>]. Even in the oil-rich Gulf states, such as Saudi Arabia, the world's largest oil exporter, and their smaller neighbour Kuwait, oil accounts for 80% of government revenues [<https://www.cia.gov/library/publications/the-world-factbook/geos/ku.html>], [<https://www.cia.gov/library/publications/the-world-factbook/geos/sa.html>].

† Kenya's government receives revenues of \$5.924 billion for a population of 39 million [CIA World Factbook], making funds of \$152 per person. The Government of Southern Sudan received oil revenues of \$2.8 billion in 2008, and about \$1.4 billion in 2007. Its population is disputed but if 8.2 million, as the reported results of Sudan's first census since 1956 show [Sudan Tribune, 14 April 2009], this implies funds of \$341 per person in 2008 and \$171 per person in 2007.

Soldiers from the Sudan People's Liberation Army and the skull of someone from a government-allied militia. The conflict between north and south Sudan claimed nearly two million lives

Oil and conflict in Sudan



© Sven Torfinn / Panos Pictures

For more than four decades, Sudan was caught up in a north-south civil war fought over ideological, cultural and religious differences. The north of the country is predominantly Muslim and the south predominantly Christian or animist. The war claimed nearly two million lives and resulted in nearly 80% of southerners having to flee

their homes at some point,²⁸ but received little coverage in the western media. The causes of the conflict were tied up with the inequitable distribution of resources in the country: Khartoum, located in the north of the country, is a middle-income city, with gleaming towers of glass and steel and a large, well-educated middle class. Juba, now the capital of Southern Sudan, is very different. It has only two paved roads, regular power cuts and the new hotels that are springing up everywhere are so short of skilled southern Sudanese labour that they often employ people from neighbouring Uganda as receptionists and waiters.

Oil became intricately linked to the north-south conflict. When the war re-started in 1983, it was already known that there were significant amounts of oil in the south, although it was not until 1999 that the first oil was exported from the country. The revenues from this oil transformed the ability of the government to fight the conflict; indeed, a former finance minister has said that more than 70% of the government's share of oil profits was spent on 'defence'.²⁹

The Sudan People's Liberation Army announced that the new pipeline, the oilfields and oil company workers would all be regarded as legitimate military targets.³⁰ Hundreds of thousands of civilians were killed or forcibly displaced from around the oil fields by forces allied to the government, and oil company infrastructure, such as airstrips, was used by the Sudanese armed forces.³¹

For more information, see reports by, for example, Christian Aid,³² Human Rights Watch³³ and the Harker report which was prepared for the Canadian government.³⁴

The wealth-sharing protocol of the Comprehensive Peace Agreement was signed at Naivasha in Kenya on 7 January 2004. The details of the agreement specify the setting up of an account to help stabilise revenues and the transfer of oil revenues to the Government of Southern Sudan and to oil-producing states. A separate agreement for the area of Abyei specifies a slightly different revenue-sharing formula (see page 34).

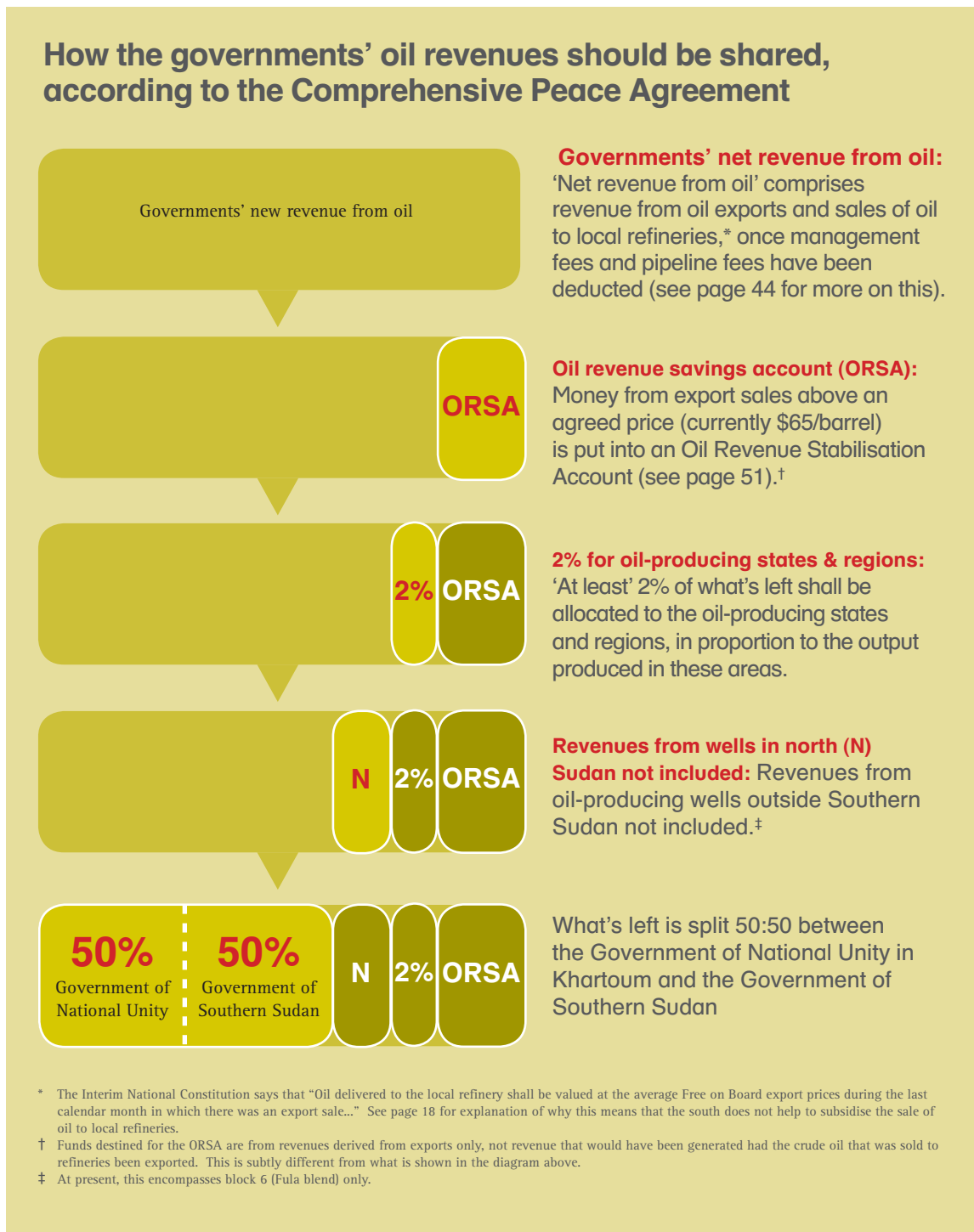
The revenues that are shared are from the sales of all of the oil production, had it been exported. In fact, some of the crude oil is sold to local refineries at a subsidised price, but the revenue-sharing formula assumes that this oil was exported in order that the southern government does not pay for this subsidy. There is much misunderstanding on this point. In the south, Global Witness' staff frequently heard it stated that the southern government misses out on a share of its oil revenues because of these subsidies, which is not the case.

The next section looks what the peace agreement says about how the oil revenues should be divided up.

How the oil revenues should be shared

The peace agreement contains detailed instructions on what should happen to the governments' share of the oil revenues (see diagram).

It is only the governments' 'net revenue from oil' that is subject to sharing. Not included in this are the oil companies' share of the oil revenues, as determined by the Production Sharing Agreement (see page 43 for more detail) nor the management fees and transportation fees that are deducted from the governments' share of oil revenues (see pages 44 for more details on these fees). Once the companies' share and the fees have been deducted, what is left over is the governments' 'net revenue from oil'.



The peace agreement specifies that some money from the governments' net revenue from oil should be placed in a joint north-south savings account, the Oil Revenue Stabilisation Account (ORSA). In order to determine how much money is put into the account, a benchmark price is agreed annually by the Khartoum government as part of the national budget. The extra revenues generated from any exported oil sold above this price are put into the shared account. For example, if the benchmark price is \$65 a barrel and a sale is made of 1 million barrels at \$75 a barrel, then \$10 million should be put into the ORSA. (See page 51 for more details on the ORSA and how it is working.)

Next, 'at least' two percent of what is left should be allocated to the governments of the states from which the oil came.* Finally, after payment to the ORSA and to the oil-producing states, the peace agreement specifies that half of the net revenue from oil wells in Southern Sudan should be allocated to the Government of Southern Sudan. The national government keeps the remaining half and all the remaining revenues from oil wells in northern Sudan.

There is a slightly different formula for sharing oil revenues from Abyei, an area in central Sudan. See page 34 for more detail on this. The recent slump in oil prices has caused severe financial difficulties for both the national and southern governments. Both the governments' 2009 budgets are based on oil prices of \$50 per barrel,³⁵ yet Sudan's oil was significantly cheaper than this in early 2009.³⁶ As a result, the governments' total oil revenues for February 2009, for example, were about a tenth of what they were just a few months before.³⁷ The deputy finance minister in the national government in Khartoum, Al-Tayib Abu-Gnaya, said that 'We barely covered [our expenses] for the first quarter in the budget. We still had to borrow from the banks.'³⁸

The southern government is even more dependent on oil revenues, and has had to cut its budget by almost a third from the previous year.³⁹ Despite this, donors still estimate that the southern government's income is likely to be 40% less than the budget,⁴⁰ although the recent rise in oil prices will help to counter this to some extent. The fall in income makes the generation of a visible peace dividend - the most obvious means of making unity attractive† - even more difficult than before.

“There is room for improvement [in the implementation of the wealth sharing protocol] in terms of increasing transparency and, consequently, confidence by both sides” Assessment and Evaluation Commission, the internationally chaired body created to monitor implementation of the peace agreement, July 2008⁴¹

The Deputy Special Representative of the UN Mission in Sudan has stated that the fall in income is having consequences in terms of stability, making the election and referenda processes more volatile.⁴² All of this comes at a time when the peace agreement is looking more shaky than ever: the UN Special Representative to Sudan, Ashraf Jehangir Qazi, said in May 2009 that more people had died from violent conflict in Southern Sudan than in Darfur in the previous few months.⁴³

The need for transparency

The current wealth-sharing agreement comes to an end in 2011, when the south votes on whether to remain part of Sudan or to become an independent country. A new wealth-sharing agreement will be needed whatever the outcome of the referendum.

If the country remains unified, Southern Sudan will need to be allocated a fair share of the country's resources. If the south votes to secede, it will be landlocked and will depend upon access to pipelines in north Sudan to export its oil. In any case, there will have to be some form of revenue sharing between north and south if oil is to be exported, if only through the imposition of pipeline fees. Transparency will be needed to implement any such revenue-sharing agreement without the potential for mistrust or misunderstandings on either side.

The Government of Southern Sudan currently gets 98% of its income from oil, a higher percentage than any other government in the world, possibly higher than any other government in the world ever. If the south becomes an independent country and manages

* The Khartoum government states that 2% of oil revenues are transferred to the state governments of Southern Kordofan, Upper Nile, and Unity. However, it is not clear whether 2% of oil revenues are transferred to the state government of South Darfur, where some block 6 oil wells are located. Although block 6 is entirely within the north, and therefore its revenues are not subject to sharing between north and south, the 2% to the states from which the oil derives still stands.

† The peace agreement created a six year 'interim' period between 2005 and 2011 in which both parties were to work towards 'making unity attractive'. It is in the interests of the north in particular to make unity attractive to the south and therefore avoid southerners voting for secession in the referendum in 2011.

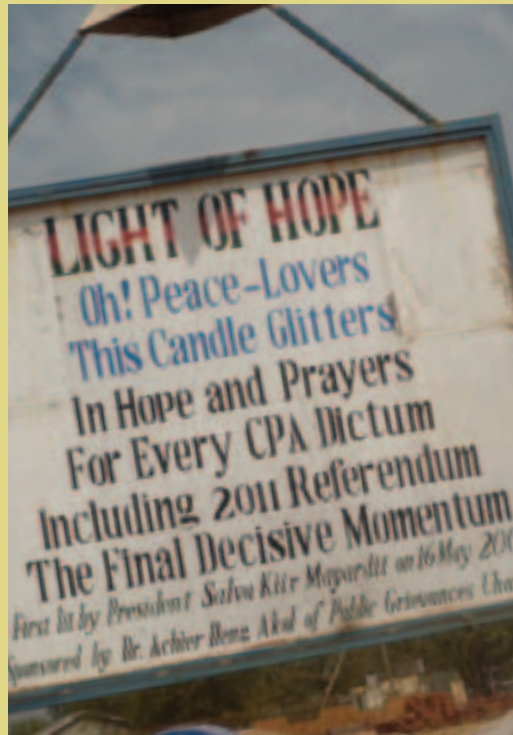
What the Comprehensive Peace Agreement says on oil revenue sharing

The Comprehensive Peace Agreement was signed on 9 January 2005 and brought an end to 22 years of war between north and south Sudan.⁴⁴ It is the summation of six agreements signed from 2002 to 2004 as a result of negotiations mediated by the Intergovernmental Authority on Development, the East African regional development organisation. It is an agreement between only two parties - the ruling National Congress Party (NCP) and the Sudan People's Liberation Movement (SPLM), the main southern rebel group. None of the opposition political parties or other armed groups were party to the agreement. The agreement sets out a timetable for national elections in July 2009[‡] and a referendum on independence for the south in 2011.

The agreements provide for the sharing of political and financial power between the NCP and SPLM. An autonomous Government of Southern Sudan was set up,[§] along with a power-sharing Government of National Unity in Khartoum that gives representation to the Sudan People's Liberation Movement and other groups.[#] The first vice president of the country is also the president of the southern government. Control of the national ministries was divided between the two signatory groups.

There are three areas within northern Sudan with a large proportion of residents who sided with the south during the conflict: Abyei, the Nuba Mountains and Blue Nile state. The peace agreement includes special protocols regarding these 'Three Areas'. It gives the residents of the Abyei area the right to vote on whether to retain their special administrative status in the north or become part of the south.

The peace agreement requires the military forces of the national and southern armies to withdraw from southern and northern territory, respectively, and for Joint Integrated Units to be formed. It also sets targets for the number of southerners to be employed



© Global Witness

in middle- and upper-level positions in the national civil service.[¶] These targets are far from being met. This is not just an issue of providing employment for a section of society that has long been underemployed; it is also needed to help build trust between north and south over oil revenue sharing.

The peace agreement has proved resilient to the many challenges that have come its way, including the SPLM pulling out of the power-sharing government in October 2007 and conflict in several parts of the country. Despite this, however, it remains fragile: the census results upon which elections depend are contested, the north-south border is not defined, violence has killed numerous people in Abyei and Southern Sudan, the elections remain possible flashpoints of violence, and the International Criminal Court's issuance of an arrest warrant for President Omar al-Bashir has been followed by additional instability. Beyond all this, the big unanswered question remains as to how to prevent a reversion to conflict if the south, with the majority of the country's oil, votes to secede in two years' time. All this happens at a time when both sides are rearming, spending perhaps half of their income on their militaries.⁴⁵

[‡] The elections were delayed until February 2010 and have been delayed again until April 2010 [Sudan Tribune, 1 July 2009]

[§] Parliamentary seats in the Government of South Sudan are accorded in the following percentages: 70% SPLM, 15% NCP, 15% other southern parties.

[#] Parliamentary seats in the Government of National Unity are accorded in the following percentages: 52% NCP, 28% SPLM, 14% other northern parties, 6% other southern parties.

[¶] The Interim National Constitution says that the National Civil Service Commission shall "ensure that not less than twenty percent of the middle and upper level positions in the national civil service, including the positions of undersecretaries, are filled with qualified persons from Southern Sudan within the first three years of the Interim Period and achieving twenty five percent in five years..."

to continue to export its oil, there is an all too clear risk that the new country will fall into the same trap that has afflicted so many other developing countries that, despite being oil-rich, have citizens who are dirt-poor. Throwing more light on a country's oil income is the first step needed for citizens to be able to hold their government accountable for the management of their revenues.

The national government publishes figures on its earnings from the oil industry but the problem is that it is not possible for the southern government or for civil society to verify these figures.

Lots of southerners believe that their government does not receive the full amount of oil money specified in the peace agreement. 'We get 50%, but 50% of what?' is a phrase Global Witness heard again and again in Juba, reflecting the fact that total oil revenue figures, upon which the south's share is calculated, are not regarded as credible. The Government of Southern Sudan has frequently complained that the process of determining oil revenue shares is not transparent. Salva Kiir, the President of Southern Sudan, stated in November 2007 that his government was not receiving the proper amounts of oil revenue.⁴⁶

The World Bank points out that transparency in Sudan's oil sector is 'unusually weak, in comparison to many oil-exporting developing countries,' an astonishing statement given that oil-exporting developing countries are not in general known for their transparency. In particular, they point out that 'the Ministry of Energy and Mining does not produce detailed statistics or reports about the sector or about project developments, the state oil company provides no public accounts, and there is very little information about business developments from the companies operating in Sudan.'⁴⁷

When the southern signatory to the peace agreement, the Sudan People's Liberation Movement, (temporarily) pulled out of the power-sharing government in October 2007, one of the main concerns they cited was lack of transparency over the oil revenues.⁴⁸

Global Witness spoke to MPs in the Southern Sudan Legislative Assembly who felt that it was the key reason for the crisis.⁴⁹

Global Witness' investigators heard much misinformation about the sharing of the oil revenues, in both Khartoum and Juba. It is commonly believed by people, including those whose jobs touch on the oil sector, that no figures are published on the amount of oil extracted or exported, or that only percentages are published, not absolute values. Perhaps this is not surprising given the fact that the published figures have been so out of date. Such perceptions matter: misconceptions feed mistrust and mistrust paves the way for conflict.

The Sudanese governments should make greater efforts to explain to people how the oil revenue sharing works. It is not enough for the national government to publish figures; people need to know that they are being published.

Amongst countries that give aid to Sudan, Norway is the one most involved in the Sudanese oil sector. Norway's work includes funding a petroleum envoy, providing capacity building and technical assistance via a Memorandum of Understanding signed in 2008,⁵⁰ and being one of its Oil for Development programme's 'core cooperation countries' (see box for problems with this). The petroleum envoy provides advice to both the Government of National Unity and the Government of Southern Sudan, has access to recent oil figures, and helps oversee the production of the oil figures by the Khartoum government. It is not enough for one diplomat to be able to check the figures though: the lack of trust between north and south makes it even more important that Sudanese citizens get to see that the figures are correct.

Norway claims that it has been 'able to assist [the southern government] in verifying that the oil revenue sharing is done in accordance with the [peace agreement]'.⁵¹ But it is not clear how it has been possible to verify the underlying oil figures, and it is not enough for a few diplomats and government officials to have checked the figures; their veracity must be visible to all.

“We want oil to be a blessing in developing countries – not, as has often been the case – a curse.” Then International development Minister of Norway Hilde F. Johnson⁵²

Sudan: a problem for Norway's Oil for Development programme

Norway has played a leadership role on transparency issues. In 2005, Norway launched the 'Oil for Development' programme, a major new initiative to improve transparency and accountability in the management of oil, gas and mining revenues. 'We want to promote the use of oil income to reduce poverty in Africa and other parts of the world. We want oil to be a blessing in developing countries – not, as has often been the case – a curse,' said the then International Development Minister Hilde F. Johnson.⁵²

Sudan is one of the Oil for Development programme's 'core cooperation countries' with a budget of \$3.6 million.⁵³ Its programme is likely to be worth far more to the Sudanese government as it includes technical assistance on how to extract more oil from oil fields than is currently being recovered.

Yet Oil for Development has stated on its website and in its 2007 annual report that, in order to be considered a long term core cooperation country, there must be 'well-documented political commitment to good governance, including transparency'. It has also stated that there is a requirement for there to be a respect for human rights and the rule of law, or for these to be on a well-documented course towards improvement.⁵⁴ These conditions do not apply to Sudan, a country for which the World Bank describes the oil sector as being 'unusually weak' in terms of transparency, and where the International Criminal Court has issued an arrest warrant for the President on charges of war crimes and crimes against humanity.

The Oil for Development website no longer states these requirements. Global Witness wrote to Oil for Development to ask whether their policies on who they work with had changed. They replied that 'OfD is likely to make a difference only where there is a minimum standard of governance or where the program will strengthen the level of governance' and that these 'have been basic premises from the start of the OfD program and are still guidelines for the program'. It is unclear from their answer whether good governance is a requirement for OfD cooperation or whether it is just something that would help make a difference. It is



© Fridmar Damm / Corbis

Oslo. Sudan is one of the Norwegian Oil for Development's 'core cooperation' countries

also unclear from their answer whether the requirement for there to be a well-documented respect for human rights is still in place.

Norway's technical assistance in petroleum development is offering something of real worth to the Khartoum and Juba governments in Sudan. Thus, the Norwegian government has a unique leverage with which to do good and to promote transparency and accountability in a sector which is notorious for the absence of both.

If Norway's policies have changed, and it no longer seeks to tie its assistance to good governance reforms then that leverage will be wasted and, even worse, there is a clear risk that they could exacerbate existing problems. If its policies have not changed, then it would seem engagement in Sudan is in conflict with its existing objectives. Either way, Norway should now provide clear conditions as to what measurable improvements in good governance and human rights it expects from Sudan and the other countries it works with to clarify its terms of engagement. It should publish these requirements and regularly report on the targets that have and have not been met. Without such conditions, Norway risks squandering the opportunity that its unique technical and development assistance provides to create long term effective change for the good of ordinary citizens of countries like Sudan who so rarely see the benefits of oil exploration.

This is not the first time that Global Witness has taken issue with Norway over its Oil for Development programme, despite the fact that Global Witness has received funding from this programme. In particular, Global Witness has questioned the way that the Oil for Development aid has been given to highly corrupt countries such as Cambodia and has previously pushed for governance and transparency benchmarks to be made a core criterion for the continuation of assistance.

The Extractive Industries Transparency Initiative aims to strengthen governance by improving transparency and accountability in the oil, gas and mining sectors

Twenty-seven countries have signed up to the Extractive Industries Transparency Initiative, including countries devastated by conflict such as Liberia

The global move towards greater transparency



Over the past decade there has been a number of initiatives aimed at improving the management of natural resource revenues by promoting transparency. Such initiatives are particularly important in developing countries, where revenues from natural resources are often the most obvious means of pulling the country out of poverty. Indeed, there are around 60 developing countries that are dependent on revenues from the oil, mining and gas sectors,⁵⁵ not to mention those that are dependent on resources such as forestry and fishing. The problem is that natural resource revenues, unlike, say, revenues raised from taxing citizens, do not help to make a government accountable to its citizens and are all too often squandered on grandiose projects or pocketed by corrupt officials.

In an attempt to counter this, in 2002 the UK government launched the Extractive Industries Transparency Initiative (EITI), a coalition of governments, companies and

civil society groups that aims to strengthen governance by improving transparency and accountability in the extractives sector. Twenty-seven countries have signed up to the Initiative, including countries devastated by conflict such as Liberia and Nigeria. Global Witness has a seat on its board.

Sudan has shown some interest in this initiative: senior civil servants from the national Ministry of Energy attended an EITI conference in Tunis in 2008 at the invitation of Total, a member of the EITI.⁵⁶ In addition, a first meeting of the UN Global Compact in Sudan in December 2008 led to a proposal of follow-up activities including sharing experiences about EITI.⁵⁷ However, if Sudan were to apply to become a candidate country for the EITI it would be unlikely to be accepted as all stages towards compliance require full engagement of all stakeholders, including civil society. The Sudanese government does not currently allow civil society or the media a free voice.⁵⁸

Another transparency-related initiative is the IMF's Guide on Resource Revenue Transparency which it launched in 2005. The Guide provides advice on the best practice for managing resource revenues transparently.⁵⁹ Whereas the EITI focuses primarily on the transparency of revenue payments and receipts, the IMF Guide also looks at wider issues such as dealing with volatile revenue flows.

In addition, a group of high-profile economists, lawyers and political scientists have recently launched a Natural Resource Charter. The Charter is set of principles aimed at policy makers in resource rich countries on how to better manage natural resources revenues, including ensuring that the exploitation and use of natural resources is transparent and subject to public oversight.⁶⁰




© Reuters / STR News

“The oil situation in Sudan is akin to loaning your cow to someone, full of milk only to find that she’s been given back to you with all her milk gone” Senior Southern army official, alleging that the north has been pumping southern oil as quickly as it can in case the south becomes independent^{61*}

* Note that the International Crisis Group looked for evidence of this and did not find conclusive evidence, though they did find some things that aroused suspicion – see ‘Breaking the Abyei Deadlock’.

VERIFYING OIL PRODUCTION AND EXPORT 1



How much oil is in this storage tank at Heglig in block 2 and in other storage tanks in Sudan?

© Michael Freeman / Corbis

In order to divide up the oil revenues according to the peace agreement, it is necessary to know, among other things, how much oil is produced in southern oil wells. The national Ministry of Finance⁶² and the Bank of Sudan⁶³ publish figures on their websites on the volumes of oil produced and exported.† A committee set up by the peace agreement and staffed by civil servants from Khartoum and Juba, the Joint Technical Committee for Oil Revenue Distribution, meets monthly to review and approve these figures. The information they receive includes a letter signed by the office of the Director General of the Ministry of Energy and Mining that states the production figures.

There are a number of problems with the figures though. Neither the southern government nor the southern representatives of the

Joint Technical Committee on Oil Revenue Distribution nor Sudanese citizens are able to verify that the published oil production figures are correct: they have to take them on trust. If the figures are wrong, the amount of money that the southern government receives is wrong. Southerners uniformly distrust them; the lack of ability to check the figures is one of the main causes of the lack of trust. In addition, the figures are published late, often very late. Most of the 2007 data and all of the 2008 data were not published until April 2009.

Global Witness has carried out an analysis of the oil production and oil export figures published by the Ministry of Finance and Bank of Sudan in order to provide an indication of whether they are accurate, and therefore whether or not the oil revenue sharing is based on the right data.

† The Bank of Sudan's website contains information from 2005 and 2006 only. More recent information is found on the Ministry of Finance's website. The exact details of what data are published have varied slightly over time, but generally include, among other things, the total volume of oil produced by each block (except block 6 which is located entirely in the north and therefore not subject to revenue sharing); a declaration of the percentage of the oil produced that comes from southern wells; the volume of the governments' share of oil that was sold to local refineries; and the volume of the governments' share of oil that was exported (i.e. not including the volume of oil exported by the oil companies). The exports data are usually broken down into the volumes of each individual shipment. Information on the price of the sales is also given – see section 2 of this report.

The Bank of Sudan publishes figures on the volume of oil produced and exported, but at present it is not possible to verify whether they are the correct figures

© Global Witness



Analysis of oil production figures

The oil production figures published by the Khartoum government were compared to figures published by the oil companies themselves. The government figures were taken from data prepared by the Ministry of Finance in Khartoum for the International Monetary Fund and published on the Ministry's website. The majority of the oil company figures were taken from official annual reports of the China National Petroleum Corporation, the operator of three of Sudan's four productive oil blocks. Comparisons were possible for the blocks run by the Greater Nile Petroleum Operating Company, Petrodar and Petro Energy, but not for the White Nile Petroleum Operating Company.

Greater Nile Petroleum Operating Company, 2007

(blocks 1, 2 and 4 which are subject to revenue sharing)

The oil production figures published in the 2007 annual report of CNPC,⁶⁴ the operator of blocks 1, 2 and 4, were compared to those published by the national Ministry of Finance for blocks 1, 2 and 4.⁶⁵ The annual report states that 'Daily oil production remained at 270,000 barrels'.⁶⁶ The Ministry of Finance states figures on oil production in terms of

barrels per month. When converted into barrels per day, the minimum production in 2007 was 230,130 barrels per day (in November) and the maximum was 256,273 barrels per day (in March). In other words, even the most productive month according to the government was less productive than the figure published by CNPC. On average, throughout the whole of 2007, the Ministry of Finance in Khartoum states that production was 245,614 barrels per day. This is 9% smaller than the figure presented by the operator of the oil blocks.

There are other data, however, that paint a different picture. These data come from a slide show presentation put together by the Greater Nile Petroleum Operating Company.⁶⁷ Note however, that this is not an official publication of the company and that there were a number of issues with the presentation. Data for production in one of the ten oil fields (El Harr) was missing, and two copies of the presentation had to be obtained in order that missing slides could be found. Moreover, the dates to which the oil production data applied were not stated, and some of the information published elsewhere in the same presentation has been alleged to be wrong.* However, for the sake of completeness, the data are presented here. According to the GNPOC presentation, production was 4.82 million barrels per month. According to the national Ministry of Finance production in the same blocks was more than 6 million barrels per month.^{68†}

* The slide show presentation included pictures of community support activities such as bridge building that Greater Nile Petroleum Operating Company claimed to have been carried out in Unity state that people at the conference where the presentation was given claimed not to have been carried out in that state [Global Witness interview with people who were present at the conference where the presentation was given].

† The oil company's slide show does not make it clear which month their production figures refer to, but it must be before June 2008 as this is the date of the presentation. Government figures show that production by this company was more than 6 million barrels per month from June 2008 right back to the beginning of 2007, and, for all but one of the 2007 months, was more than 7 million barrels per month.

As noted, information on production from one of the oil fields was missing from the oil consortium’s declaration of production, but in order for the two sets of figures to match, this missing field would have had to have been 50% more productive than the most productive of the listed fields, which seems unlikely.‡ Curiously, the volume of oil production stated in the slide show presentation is smaller than the government data, whereas the oil production in the CNPC annual report is larger than the government data. This is difficult to explain, especially given that CNPC is the majority owner of the company that produced the slide show. The two sources, however, are not equally authoritative as one is an official annual report and the other an informal presentation.

So, to recap, the figure published for the volume of oil produced by blocks 1, 2 and 4 in 2007 by the Khartoum government is 9% smaller than that published by the company operating the blocks, CNPC. This discrepancy and its implications are discussed on page 30-31.

Petrodar, 2007

(blocks 3 and 7 which are subject to revenue sharing)

Information on the volume of oil produced in the Petrodar blocks was obtained from the 2007 annual report of CNPC, the operator of the blocks.⁶⁹ This was compared to the figures published by the national Ministry of Finance for blocks 3 and 7.⁷⁰ The annual report states that oil production ‘reached 10 million metric tons.’⁷¹ The same statement is repeated on the Sudan page of the CNPC website, though without stating to which year this applies.⁷² Using the density of Sudanese crude oil given on the US government’s Energy Information Administration website, this equates to 74.5 million barrels.⁷³ Presumably this figure applies to 2007 given that it is in the 2007 annual report. The statement that the ‘daily deliverability’ of block 3 and 7 increased to 200,000 barrels per day⁷⁴ was not compared to government statements of production as this statement appeared to refer to maximum production rather than actual production.

The Ministry of Finance in Khartoum states that production in 2007 from blocks 3 and 7 was 64.0 million barrels.⁷⁵ This is 14% less than that stated by the oil company. In other words, as well as there being a significant discrepancy between government and company figures for



The Greater Nile Petroleum Operating Company, Khartoum. Statements made about the amount of oil produced by the operator of the company and the Khartoum government differ

© Global Witness

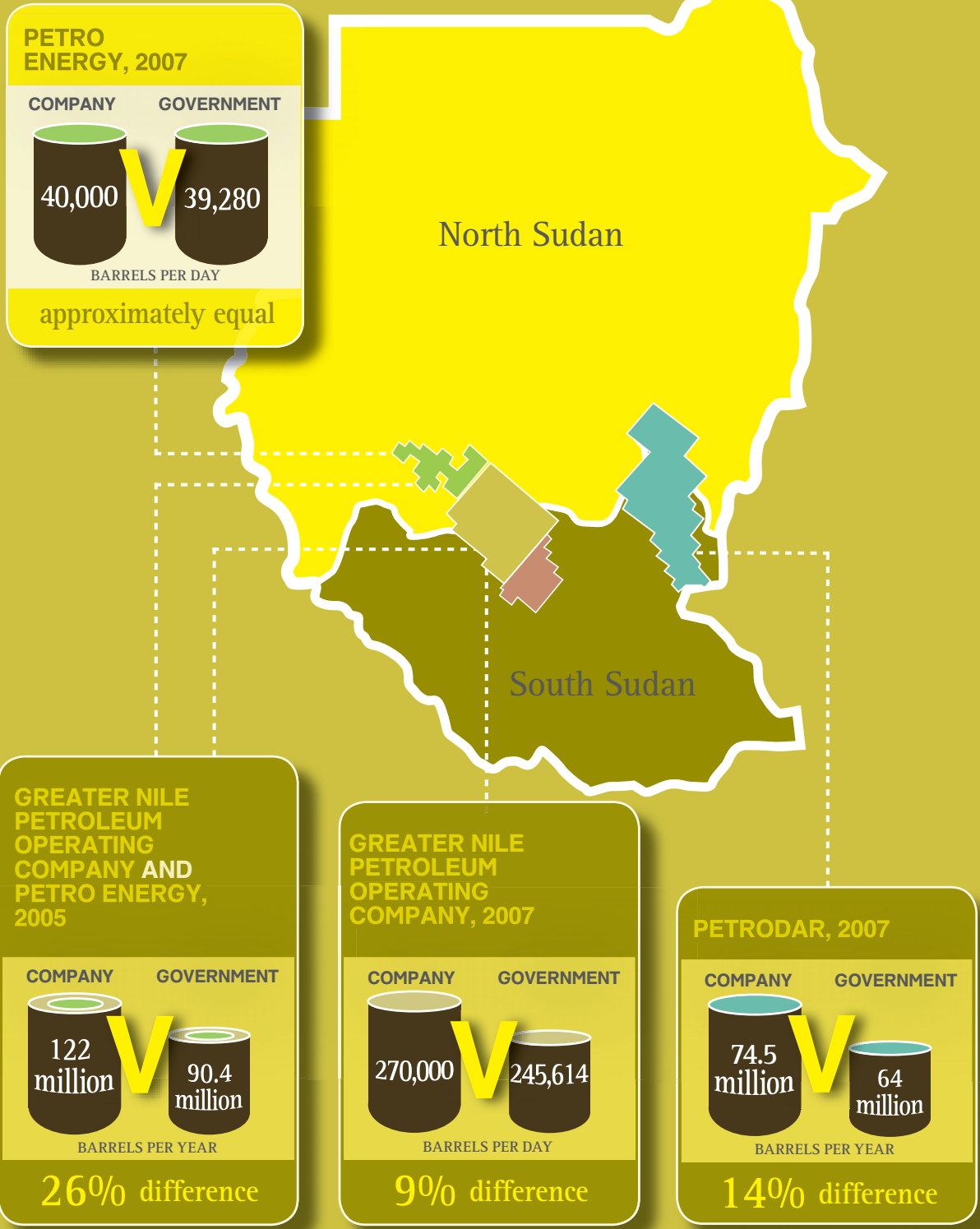


Petrodar headquarters, Khartoum. The operator of this company says that they produced more oil than the Khartoum government says they produced

© Global Witness

‡El Harr would have to produce 1,511,000 barrels per month in order for the two sets of figures to match (assuming the company figures relate to May 2008, the month before the date of the presentation; if previous dates are used the figure does not reduce substantially). Of the nine listed fields, production varied per field from 160,000 barrels per month (Diffra) to 970,000 barrels per month (Heglig).

Discrepancies in statements of the amounts of oil produced: what the Khartoum government states and what the operator of the oil blocks states



This diagram illustrates the information in the text. For details of the sources of the figures and of any calculations used, see the main text.

the Greater Nile Petroleum blocks, there is also a significant discrepancy for the Petrodar blocks. This also raises questions as to which is the correct figure and therefore how much oil money should have been transferred to the Government of Southern Sudan and to the governments of the oil-producing states. For more discussion on the implications of this finding, see page 30.

Petro Energy, 2007

(block 6, not subject to revenue sharing)

The 2007 CNPC annual report and the CNPC website state that oil production remained at 'more than' 40,000 barrels per day in block 6.⁷⁶ The Ministry of Finance in Khartoum states that production per day during 2007 varied from 36,027 barrels per day (in January) to 42,454 barrels per day (in August). On average, throughout the whole of 2007, it was 39,280 barrels per day, not hugely different from the 40,000 barrels per day stated by the oil company, although not actually 'more than' 40,000 barrels per day, as is stated by CNPC. It should be noted that block 6 is the only productive oil block located entirely in the north of the country and therefore not subject to revenue sharing between north and south.

The CNPC website also states that 'an annual productivity of 2 million tons was achieved in June 2006' for block 6.⁷⁷ Using

the density of Sudanese crude oil given on the US government's Energy Information Administration website, this equates to 14.9 million barrels or 41,000 barrels per day. However, neither the Ministry of Finance in Khartoum nor the Bank of Sudan has released figures on the production of crude oil in block 6 in 2005 and 2006, so this figure could not be compared to government statements.

Greater Nile Petroleum Operating Company and Petro Energy, 2005 (blocks 1,2,4 and 6)

As well as the 2007 CNPC annual report containing figures on the volumes of oil produced in Sudanese blocks, the 2005 annual report also contained such figures. This report states that "[In] Our projects in Sudan [...] crude production reached 16.38 million metric tons".⁷⁸ In 2005, CNPC was the operator for the Greater Nile Petroleum Operating Company blocks and the Petro Energy block. The Petrodar blocks had not yet come on-stream.⁷⁹ Using the density of Sudanese crude oil given on the US government's Energy Information Administration website, this equates to 122 million barrels.⁸⁰

The Khartoum government has published figures for the volume of oil produced in blocks 1, 2 and 4 in 2005, but has not published figures for production in block 6. Figures on the Ministry of



CNPC has published information on the volume of oil that it extracts in Sudan for some of the years that it has operated. All oil companies operating in the country should be required to publish such information

Finance website state that production in blocks 1, 2 and 4 in 2005 was 75.8 million barrels.*⁸¹ The volume of oil produced in block 6 for the first eight months of 2008 was on average 34,000 barrels per day⁸² or 12.6 million barrels per year. The CNPC website puts production in block 6 between July 2005 and June 2006 at slightly more than this (14.9 million barrels, see calculation above)⁸³ whereas the US Geological Survey states that production in 2005 was about 10,000 barrels per day or 3.7 million barrels a year.⁸⁴ For the purposes of this analysis, the largest of these three estimates of the productivity of block 6 has been used. So, the Khartoum government states that 75.8 million barrels of oil were produced in blocks 1, 2 and 4 in 2005 and the maximum estimate of the volume of oil produced in block 6 is 14.9 million barrels. This put the maximum total production in blocks 1, 2, 4 and 6, according to the Khartoum government and CNPC, at 90.7 million barrels. This is 26% less than the figure stated in the CNPC annual report.

The other main oil companies do not publish useful data on oil production in Sudan. The Indian state-owned company ONGC Videsh states the volume of oil produced in each of the Sudanese blocks for which it owns equity stakes, but it publishes the volume of oil due to ONGC, not the total volume of oil produced by each of the

Oil well in Upper Nile state, Southern Sudan. The majority of Sudan's oil wells are in the south, yet it is the Khartoum government in the north that controls information about the oil industry



© Sven Torfinn / Panos Pictures

The operator of the majority of Sudan's oil blocks considers there to have been more oil produced in its southern Sudanese oil blocks than the Khartoum government does

blocks.⁸⁵ The Malaysian state-owned company Petronas states the volume of oil produced in all of its overseas operations, but does not even break the figure down into the amount produced in each country.⁸⁶ The Greater Nile Petroleum Operating Company, the consortium behind blocks 1, 2 and 4, cites a figure for the volume of oil it produces, but does not say what date the figure refers to.⁸⁷

Global Witness wrote to the Ministers of Finance and National Economy and Energy and Mining in Khartoum and to China National Petroleum Corporation to ask how they compile their figures on oil production and how they might explain any discrepancies between company figures and government figures. The State Minister of Finance and State Minister of Energy and Mining, who are appointed by the southern government, and the Ministers of Finance and Energy in the Government of Southern Sudan were copied in to the letters. At the time of going to print, Global Witness had not received any replies to the letters.

So, it appears that the operator of the majority of Sudan's oil blocks considers there to have been more oil produced in its southern Sudanese oil blocks than the Khartoum government does. This conclusion comes from officially published information: from data compiled by the Ministry of Finance for the IMF, and from annual reports of CNPC, a multi-billion dollar company. When taking the more formal company data, that from the CNPC annual reports, the discrepancies are all in the same direction. The government figures are smaller than the company data to the tune of 9% (blocks 1, 2, 4 in 2007), 14% (blocks 3, 7 in 2007) and 26% (blocks, 1, 2, 4 and 6 in 2005). This raises the question as to which figures are the correct ones.

There are several possible answers to this, including:

- the differences are entirely accidental. For example, there could have been clerical errors or calculation errors in one or more of the publications, although this explanation is

* The spreadsheet states that the total was 70.3 million barrels, but the figure for August 2005 appears to be out a factor of 10. The figure stated by above includes a correction for this.



According to the Khartoum government, Sudan produced 177 million barrels of oil in 2007. Figures published by the company that operates three of the four oil blocks do not match this

© iStockphoto

difficult to believe given that the government and company publications are official, and that the government figures are repeated in lots of publications.

■ the Khartoum government may have understated oil production in its publications on the Ministry of Finance's website. One possibility is that the Khartoum government might have known how much oil was produced but declared a smaller volume. The government would have a clear motive for doing this as it would result in less revenue having to be shared with the Government of Southern Sudan. Another possibility is that the Khartoum government might not have known how much oil was produced, if, for example, it relied on figures provided by the oil companies which were incorrect. Global Witness asked the Ministries of Finance and Energy in Khartoum how the oil figures are compiled and checked, but, at the time of going to print, has not received any answer.

■ the Chinese oil company may have overstated oil production in its annual reports. An oil company might have the motive to overstate the value of its assets. Global Witness asked CNPC how its oil figures are compiled and checked, but, at the time of going to print, has not received any answer.

It is not possible to know which, if any, of these explanations is correct, and therefore it is not possible from the information here to conclude that the Khartoum government has 'cheated' the southern government out of oil revenues. It is possible to conclude, however, that the discrepancies warrant

further investigation. Which of the oil production figures are correct? They cannot all be. Sudan's oil production figures should be fully analysed by an independent auditor and the results published for all to see. Such an audit should look at oil production in all blocks, north and south, and should go back to 2005, when revenue sharing commenced. The auditor should have access to the oil companies' books, the government's books and to records from the oil metering stations in the field. If oil production is confirmed to have been larger than that published by the Khartoum government, the oil revenue arrears owed to the Government of Southern Sudan and to the governments of the oil-producing states should be paid. If a discrepancy of, say, 10% was found, this would mean that the Government of Southern Sudan was owed an extra \$162 million from 2007 alone.⁸⁸

Analysis of oil export figures

The oil export figures published by the national government were also analysed in order to see if they stand up to scrutiny. This is important in order to begin to know if the oil wealth-sharing agreement is being implemented fairly. The analysis was carried out in two ways: by comparing the volumes of oil that the national government in Sudan declares are exported from Sudan with a) the volumes that the customs organisations of importing countries declare they receive from Sudan, and b) the total volumes of all the tankers that have docked at Port Sudan, the only point of export of oil from the country. Note that for this analysis it was necessary to look at total oil exports from Sudan; in

Oil refinery outside Khartoum. The volume of oil refined in Sudan needs to be verified

© Michael Freeman / Alamy



other words exports by both government and companies. This is because the figures against which the government figures were compared – other countries’ imports and tanker volumes – relate to total oil exports, not just government oil exports. Most of the information published by the government in Khartoum refers to exports by the government as it is only these exports which are relevant to wealth sharing, but there are some figures available on total exports. In some cases it was necessary to convert the weight of oil exported into a volume of oil exported in order to compare like with like. To do this, the figure on density of Sudanese oil from the US government’s Energy Information Administration was used. See Appendix 1 for further details on how this research was carried out.

The importing countries’ customs data roughly match the data published by the national government. Note though that data on the volume of imports from some countries known to import crude oil from Sudan were not available. It is estimated, based on information from the Bank of Sudan from 2006, that these countries represent about an extra four percent of imports (see Appendix for more details on this). There is a good match between the figures on oil exports declared by the national government and those declared by importing countries.

The tankers’ data also roughly match the data published by the national government. The total capacities of all the tankers that docked at the

oil terminal of Port Sudan in each year are 12% to 19% larger than the volume of oil exported in that year, according to the national government. However, it cannot be concluded from this that more oil was exported than is declared by the Khartoum government. This is because it is not uncommon for oil tankers to be only partially filled⁸⁹ as oil from Sudan is usually sold in volumes of 600,000 or 1,000,000 barrels whereas the oil tankers docking at Port Sudan are often slightly larger than this. In addition, it is possible that some of the oil tankers will have only taken on board a partial cargo as Sudanese crude, particularly the acidic Dar blend, can sometimes be mixed with other crude oil blends.

The production and exports figures need to be verified

The analyses above raise serious questions about the accuracy of the oil figures published by the Khartoum government, upon which the revenue sharing depends. In particular, the oil production figures published by CNPC, the oil company that operates three of Sudan’s four productive oil blocks, do not match those published by the Khartoum government for southern oil blocks. This finding points to the need for the oil figures published by the Khartoum government to be verified in order that both sides can trust that the revenue sharing is being carried out fairly.


A full audit of the oil figures should be carried out by an independent audit company.

The audit should go back to 2005, when the revenue sharing between north and south commenced, and the findings should be made fully available to all. Such an audit would be more detailed than the analyses carried out here. It could distinguish between oil exported by the companies and oil exported by the government. It could distinguish between oil that came from southern wells and is therefore subject to revenue sharing and oil that came from northern wells. It could examine domestic consumption of oil as well as oil exports.

In addition, the oil volumes should be monitored by an independent verification company that checks the actual volumes of oil being produced by checking the oil metering stations in the field.* In order to do this, it would be necessary to monitor oil flows in the production fields, at the places where the pipelines branch to go to refineries, and at the point of export in Port Sudan. There are several companies specialised in such verification. Sudan's donors could pay for this verification; the verification company should train officials from the Government of Southern Sudan in oil monitoring; the results of the audit should be made public; and the monitoring company should be answerable to the Assessment and Evaluation Commission, the internationally chaired body created to monitor implementation of the peace agreement.

The idea of such monitoring has been proposed many times before. Back in May 2006, at the Joint Leadership Conference between the two signatory parties to the peace agreement, there was an agreement to establish Joint Monitoring Teams to verify actual oil production in the oil fields.⁹⁰ In the December 2007 agreement that saw the resumption of the national unity government, the ruling National Congress Party granted the southern government a role in the management of upstream oil processes, control rooms and terminals, as well as at the centre and on the marketing board.⁹¹ According to an interview conducted by the International Crisis Group, the presidency agreed to implement these changes, and a recruitment process was underway in March 2008.⁹²

More recently, in December 2008, Global Witness again heard that there was agreement to implement parts of the December 2007 agreement, by sending five appointees from the southern government to Heglig (the central processing unit for blocks 1, 2 and 4),⁹³ three to WNPOC (block 5A)⁹⁴ and three to Petrodar (block 3 and 7).⁹⁵ No one has yet been posted though.



The volume of oil produced in Sudan from rigs such as this one in Heglig in block 2 needs to be verified

© Associated Press / Abdul Raouf

* In the case of blocks 1, 2 and 4 which straddle the Abyei and north-south borders, production from each oil field within each block would need to be audited.

Defining Sudan's oil-related boundaries is one of the biggest flashpoints in the peace agreement

The Comprehensive Peace Agreement requires two boundaries to be defined that directly impact upon the oil wealth sharing: the north-south boundary, and the boundaries of Abyei, a region in the centre of the country for which there is a different oil revenue-sharing agreement.⁹⁶ There are lots of oil fields near these borders and therefore small changes in their positioning can have large effects on the oil revenue distribution. Four years after the signing of the agreement the Abyei borders have only just been agreed and the north-south border has not been agreed.⁹⁷ An official security document of the Government of Southern Sudan describes any failure to demarcate the north-south border as the most pressing challenge of the peace agreement.⁹⁸

Both borders, north-south and Abyei, remain possible flashpoints of violence and serve to highlight the mistrust between the two

signatory parties to the peace agreement. In May 2008 conflict broke out between the national and southern armies in Abyei; scores of people were killed and more than 50,000 displaced, according to figures from the UN.⁹⁹ Both armies have also deployed troops along the north-south border; there is now a massive military build up there.¹⁰⁰

The lack of agreement over the boundaries of Abyei has a very real effect on the people of the area. Not only were there no oil revenues from Abyei received by the southern or state governments or the key ethnic groups of the area from 2005 to May 2008, but there has not been an agreement on the Abyei Area Administration's budget, meaning that it has not had any operating funds and has struggled to provide even basic services.¹⁰¹ This situation is exacerbated by the expulsion of humanitarian NGOs from the area by the Khartoum government following the issuance of the International Criminal Court arrest warrant for President Bashir. 'I don't know what will be the situation if these organisations leave the area. It means the area will be evacuated of any services,' said Kuol Deng, a Dinka chief from Abyei.¹⁰²

More than 50,000 people were displaced from Abyei as a result of armed conflict in May 2008

© Petterik Wiggers / Panos Pictures

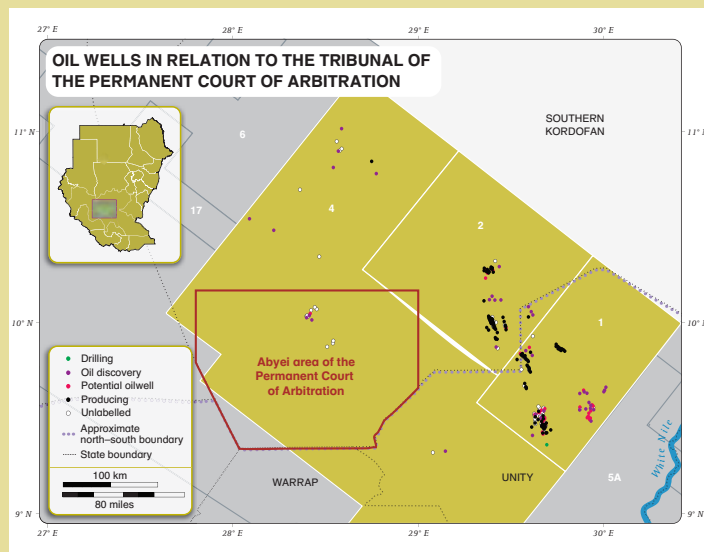
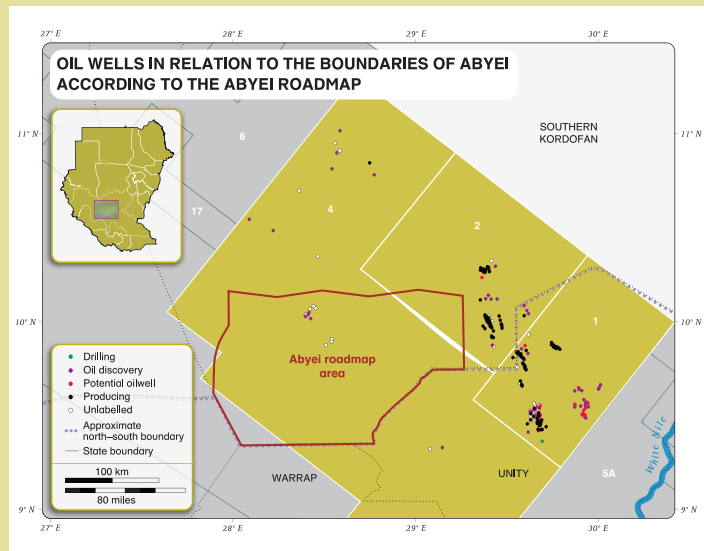
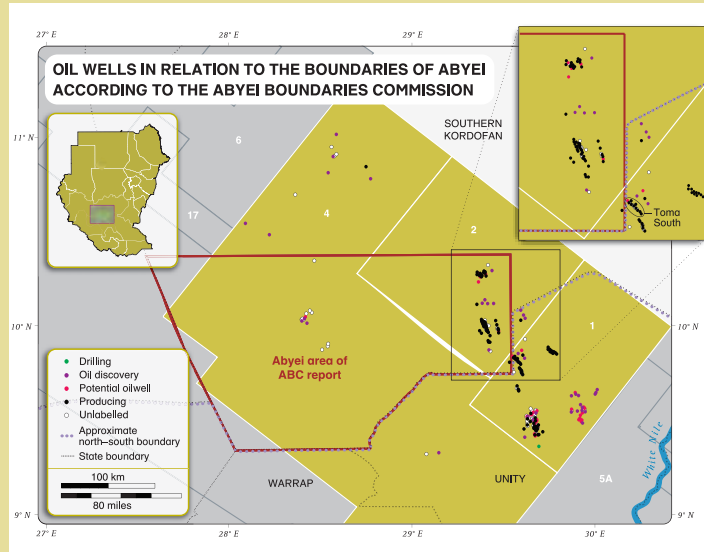


Maps of the Abyei area, showing oil fields and oil blocks

TOP MAP: The Abyei Boundaries Commission defined the area as including the Heglig and Bamboo oil fields¹⁰³

CENTRE MAP: The interim boundaries of Abyei, according to the Roadmap, did not include Heglig or Bamboo, but did include the Diffra oil field¹⁰⁴

BOTTOM MAP: The Permanent Court of Arbitration has excluded the Heglig and Bamboo oil fields from the area of Abyei. This definition was accepted by north and south in July 2009



Lack of implementation of the Abyei protocol was one of the main causes of tension between north and south

© Associated Press / Abdul Raouf



The findings of the Abyei Boundaries Commission, set up by the peace agreement to define what constitutes the area of Abyei, were disputed by the National Congress Party. After the conflict in Abyei in May 2008, interim boundaries were agreed upon by both signatory parties to the peace agreement in the Abyei Roadmap.¹⁰⁵ This definition would apply until the ruling of the Permanent Court of Arbitration's tribunal. As can be seen from the maps, according to the Abyei Boundaries Commission all of the oil fields located within block 2 and the more southern oil wells of block 4 fall within Abyei. The International Crisis Group also drew conclusions on which oil fields fall within the Abyei Boundary Commission's borders in their 2007 report, 'Breaking the Abyei Deadlock.' In addition to the findings here, they also found that roughly ten percent of the Toma South oil field falls within this definition of Abyei. Their findings were based on a commercially available map which shows the locations of the oil fields but does not give their precise coordinates. Assuming that the locations of the oil wells used in the maps above are accurate, then the close up of the eastern boundary shows that all of the Toma South oil wells fall outside the boundary. This does not significantly affect the International Crisis Group's findings as to the estimated oil revenues from Abyei as, according to the figures obtained by ICG from an official working in the international petroleum sector, Toma South's contribution to Abyei's oil production was only three to four percent between 2005 and 2009.

After the conflict in Abyei in May 2008, an Abyei Roadmap was signed by north and south. The Roadmap included a smaller, interim definition of Abyei which included a far smaller number of oilfields than those recommended by the Abyei Boundaries Commission. Since the Roadmap was signed, the southern government has started to receive remittances for oil from Abyei, though a backlog of remittances from 2005 to May 2008 still exists.

The location of Abyei's boundaries was referred to the Permanent Court of Arbitration. In July 2009 the tribunal announced its ruling. The result, which was accepted by the National Congress Party and Sudan People's Liberation Movement, placed the Diffra and Balome oil wells inside Abyei but Heglig and Bamboo oil wells in Southern Kordofan state, outside Abyei (see maps). Oil is currently extracted from the Diffra oil field; it is not clear whether this is also true of the Balome wells. Note that while Heglig and Bamboo are currently considered to be in north Sudan, the north-south border commission has yet to decide where the border lies. Figures on the oil production of each of the oil fields in Abyei obtained by the International Crisis Group suggest that Heglig and Bamboo oilfields together produce six times as many barrels of oil as Diffra oilfield.¹⁰⁶ The reduction in number of oil fields inside Abyei will affect the revenues received by the southern government, Unity state and the ethnic groups of the Ngok Dinka and Misseriya. The Member of Parliament for Mayom county in Unity state, Stephen Kuina Garjik, stated in a radio interview that fresh violence will erupt if the payments to Unity state are reduced.¹⁰⁷

VERIFYING THE PRICE OF OIL SALES 2

AND GETTING THE BEST PRICE FOR THOSE SALES



© iStockphoto

In order to check that the southern government receives the correct amount of oil revenues, it is not only necessary to verify oil volumes, but also the price at which the oil was sold

Concerns among southern Sudanese over oil revenue sharing are usually expressed in terms of possible cheating over the volumes of oil exported. However, the Government of Southern Sudan does not get a percentage of the government's share of crude oil; it gets a percentage of the government's revenues from the sale of its share of crude oil. It is the Ministry of Energy and Mining in Khartoum that markets the governments' oil.

As with the oil volumes data, the national Ministry of Finance and Bank of Sudan publish data on their websites on the price of each sale of the two exported Sudanese blends of crude oil, Nile blend and Dar blend.* The figures have been just as delayed as those on oil volumes. Similarly, there are southern Sudanese concerns that the national government may under-declare prices

in order to avoid sharing some of the oil revenue with the Government of Southern Sudan.

The price of Dar blend, the oil produced by Petrodar in blocks 3 and 7, when it first came on-stream in 2007 raised suspicion that the published prices were not the actual prices. The World Bank stated that Dar blend fetched 'unexpectedly low prices' when it first came on-stream.¹⁰⁸ The first shipment sold at \$14.38 a barrel, at a time when Nile blend was selling for \$49.16 a barrel,¹⁰⁹ and there were four sales of Dar blend in February 2007 that went for between 15 and 23 cents a barrel,¹¹⁰ despite the fact that Dar blend in the previous month sold for more than a hundred times this amount.¹¹¹ The price of the oil is of concern because it directly affects the money available for revenue sharing under the peace agreement.

* Information is usually presented for the price of each individual shipment of the governments' share of crude oil (i.e. not including oil exported by the oil companies). The data included the date of shipment and the blend of oil (Nile or Dar). Fula blend, which comes from the only block which is entirely located in the north and therefore not subject to revenue sharing is not listed. At present, Fula blend is wholly used by the domestic refineries, not exported.

A number of explanations have been suggested for these low prices: because there are not many refineries that can deal with acidic blends such as Dar* (and quite a few that can be in the US and are therefore excluded from buying the blend because of US sanctions¹¹²), because there were transport problems at first as a result of the blend's high viscosity,¹¹³ and because of 'political considerations', in other words, that some companies or countries would prefer not to buy oil from Sudan.¹¹⁴

China was the purchaser of the cheap Dar blend.¹¹⁵ After the initial low price, the Sudanese government apparently sent a delegation to China to negotiate a better price.¹¹⁶

Analysis of oil prices

Global Witness has conducted an analysis of the Sudanese oil sales figures with a view to checking their reliability, by comparing the information published by the national government with figures reported in the oil industry press, in RIM Crude Intelligence Daily, on individual sales made by the Sudanese government in 2007 and 2008. Figures for both blends of Sudanese crude that are exported, Nile blend and Dar blend, were analysed. For more details on how this was carried out and the detailed results, see Appendix 2.

A number of anomalies were seen between the two sets of data. For the sales of Nile blend, a total of 23 comparisons between government data and press data were possible. Of these, 20 had a higher price in the industry press than the government figures and three had a lower price in the press than the government figures. Overall, the prices reported in the oil industry press, in RIM Crude Intelligence Daily, were, on average, \$1.14 a barrel higher than those reported by the government. This does not sound like much, but given that 57 million barrels were sold during these months, the potential discrepancy is of the order of tens of millions of dollars. There was one sale in August 2008 that the press reported was sold for \$119.05 a barrel whereas the highest price in this month according to the national Ministry of Finance was \$114.08, a discrepancy of nearly \$5. RIM Crude Intelligence Daily did not disclose who bought this oil.

In two cases, RIM Crude Intelligence Daily revealed the average monthly price of all sales

Oil transparency and opacity in Sudan: The case of talisman

TALISMAN

E N E R G Y

One oil company operating in Sudan has previously published information on the price of oil exports. Talisman, a Canadian oil company that, until it pulled out of the country was part of the GNPOC consortium, published the consortium's calculation on the volume of crude oil lifted, sold to refineries and exported in 2001, before oil revenue sharing between north and south began.¹¹⁷

According to the prices provided by the Government of Sudan, Talisman calculated that the government's oil exports totalled \$151 million. According to the annual average oil price achieved by the GNPOC consortium, Talisman calculated that the government's oil exports would have totalled \$163 million.¹¹⁸ In other words, there was an eight percent discrepancy between the oil price stated by the government and the oil price achieved by the oil consortium. One explanation for this could be that the oil consortium was able to obtain a higher price for oil than was the Sudanese government.

In 2001, GNPOC was the only consortium extracting oil in Sudan, so one company publishing alone was more significant than it would be now. The figures were published with the permission of the Government of Sudan,¹¹⁹ but for 2000 only; the following year Talisman stopped publishing such figures.¹²⁰

of Nile blend sold by the government. For both of these months, April and June 2008, the price reported by the media was higher than the price reported by the government: in April it was 45 cents higher and in June it was 95 cents higher.[†]

Less information from the press was available on the pricing of sales of Dar blend crude

* Though it should be noted that China National Offshore Oil Company (CNOOC) has recently opened a new refinery in China that can refine highly acidic crudes such as Dar blend [RIM Crude Intelligence Daily, 8 January 2009; Reuters, 13 February 2008].

† There is a wide variation in the government records of prices for June 2008: there are two sales of \$120-121 a barrel and four sales of \$130-132 a barrel. The newspaper recorded the average June price to be \$133.07. The analysis here errs on the conservative side and only compares the media price to the higher of the government prices. If all sales were included, the discrepancy between the two sources is \$5.40 per barrel.

oil. Of the information that was available, there was a total of 12 comparisons possible between government data and press data. Whereas for Nile blend a consistent pattern was observed of small discrepancies between the two data sets, virtually always in the same direction of the press reporting a higher price than the government, the Dar blend analysis revealed a different pattern that is more difficult to explain. Much larger discrepancies were seen, but with less of a pattern: sometimes the press price was higher and sometimes the government price was higher.

Of course, the reasons for all of these discrepancies could simply be because the information in the press articles is wrong, particularly given that this information comes from leaks which are often anonymous. Alternatively, the discrepancies could be due to possible differences in the reporting of the dates of sales between the two sources. The widespread discrepancies, however, highlight the need for an independent audit to be carried out that does not suffer from limitations such as these. Such an audit should be given full access to sales contracts and bank account data which would allow firmer conclusions to be drawn than have been possible here. The results should be made publicly available. The audit should not just compare sale prices of government tenders, but should also look at the sales made by the oil companies operating in Sudan to check against the possibility of transfer pricing. Transfer pricing occurs when the companies buying and selling a commodity are controlled by the same people and fix the sale price for reasons such as tax avoidance. It is a concern in Sudan as two of

Control of the Ministry of Energy

During negotiations over the Comprehensive Peace Agreement, the National Congress Party reportedly said that they would give southerners full control over either the Energy or Finance ministries.¹²¹ However this never happened. The National Congress Party retained control of the Ministry of Energy with the Sudan People's Liberation Movement being allotted the post of vice minister. Since then, the vice minister, Angelina Teny, has complained of being sidelined within the ministry.¹²²

the three main oil operators, CNPC and ONGC, are state-owned companies whose states, China and India, purchase significant quantities of Sudanese oil.[‡]

Closed tenders

The lack of transparency over the oil sales prices is not the only problem with the oil sales. It is the national government that is responsible for selling the oil that belongs to all the various governments, national, southern and state. The national government has, at times, sold oil via closed tenders to which only Chinese companies have been allowed to bid. It is the money that is generated from such tenders that is subject to revenue sharing, making it important that



Billboard in Khartoum. CNPC operates in Sudan and its subsidiary has bought oil from the Sudanese government in a closed tender

© Global Witness

‡ The other main oil operator, Petronas, is also state-owned, but, according to Malay customs statistics, Malaysia does not usually import significant quantities of Sudanese oil [Malaysian customs statistics as reported by UN Comtrade, <http://comtrade.un.org/db/> and Data Trade Services record that Malaysia did not import any Sudanese crude in 2004, 2005 or 2006, and only imported 757,824 barrels in 2007].

the maximum price is obtained. A closed tender is likely to generate a lower price than a tender to which any company can bid and is therefore likely to be only to the benefit of the companies invited to apply. Presumably the national government received something in return for such favourable conditions, although it is not clear what, nor is it clear whether any such benefit was shared with the south.

The known closed tenders, arranged by the state-owned Sudanese Petroleum Corporation, occurred in 2007. On 26 July 2007, a tender was held to which only the companies Sinochem, Unipet and Chinaoil participated.¹²³ All these companies are linked to the Chinese government: Sinochem is 100% state-owned,¹²⁴ Unipet 75% state-owned,¹²⁵ and Chinaoil is a subsidiary of PetroChina, the publicly listed arm of state-owned CNPC.¹²⁶ Chinaoil won the tender and purchased the 1.5 million barrels per month for four months. Another closed tender was held at the end of 2007 to which it was expected that only a few Chinese companies would be invited to apply.¹²⁷

The need for oil prices to be verified

The above evidence points to a number of problems with the sale of the governments' share of the crude oil. The oil is marketed by just one of the governments that share in its revenues - the Khartoum government. This makes it impossible for the other governments that share in the revenues, the southern and state governments, to verify that the price stated

by the Khartoum government for which the oil was sold is correct. There are discrepancies between the price of the oil as declared by the government and as declared by the trade press, and there have been times when the Khartoum government has sold oil via closed tenders which are not likely to be to the benefit of the southern or state governments.

In the light of these problems, Global Witness recommends that the governments' share of oil should be sold by a sales organisation, such as the state-owned oil company, Sudapet, with a joint north-south supervisory board set up to oversee the oil sales. The supervisory board should be staffed by representatives of both the Khartoum and southern governments, should have access to all the sales paperwork and should have the powers to dictate how the sales are organised. This would not only help build trust between north and south with regard to the fairness of the price received for their oil, but would also help to train southern officials in the oil trade. Something similar has been agreed in the past, but not implemented: in December 2007, the ruling National Congress Party agreed it would grant the southern government a role on the national Ministry of Energy's marketing board,¹²⁸ though this has not happened.¹²⁹ All of the governments' share of the crude oil should be sold by open tender.

In addition, the oil prices should be verified by an independent auditor. The auditor should have access to the oil sales contracts and to the bank accounts in which the revenues were placed, and the results of the audit should be made publicly available.

The price of oil produced by oil fields such as this one in Heglig, block 2, should be verified by independent third party audit



The north still owes the south millions of dollars of oil money

The national government owes the Government of Southern Sudan millions of dollars in unpaid oil revenues.¹³⁰ As of March 2009, the arrears amounted to \$180 million¹³¹ – about the same as the combined budget for education and health in Southern Sudan in 2009.¹³² The southern government is making efforts to recover these monies.¹³³ The southern government has also claimed that the national government has decided to deduct \$6.6 million from the southern government's oil revenues to finance the upcoming national elections.¹³⁴

In June 2009, both the Minister of Energy and Mining and a State Minister of Finance in the Khartoum government claimed that all arrears owed to the southern government had been paid,¹³⁵ though no documentation has been seen to back this up as the paperwork presented to the Joint Technical Committee for Oil Revenue Distribution has not yet been published. In addition to this, there are also arrears owed by the national government for oil revenues from Abyei. From 2005 until June 2008, the national government kept all revenues from Abyei. Now that the boundaries of Abyei have been decided, there is no excuse not to pay these arrears. President Bashir has pledged that the southern government will receive all its revenues once the demarcations of boundaries and ownership of oil fields have been finalised.¹³⁶

Since the signing of the Abyei Roadmap on 8 June 2008, the southern government has been receiving oil revenues from Abyei, using the definition of Abyei in the Roadmap (for more details, see page 36). The amounts due to Unity state, Southern Kordofan state, the Misseriya and the Ngok Dinka have been identified in the monthly reports of the Joint Technical Committee, but it is not clear whether the Ngok Dinka or Misseriya have received their revenues. Southern leaders have told Reuters that neither group has received its share;¹³⁷



© Crispin Hughes / Panos Pictures

The oil revenue arrears owed by the Khartoum government could help alleviate poverty if they ended up in the right hands

the national Ministry of Finance has reported that it received instructions in February 2009 to transfer the funds,¹³⁸ and the reports for the Joint Technical Committee for Oil Revenue Distribution state that money has been transferred, but the UN peacekeeping mission was unable to confirm receipt of the funds.¹³⁹

The states have received at least some of their revenues: the UN reports that Warrab and Southern Kordofan states each received \$10.77 million.

3 VERIFYING COSTS AND FEES

At present, it is not possible for the southern government nor Sudanese citizens to check whether the costs reclaimed by oil companies for building infrastructure such as this in Unity oil field, block 1, are correct



© UN Photo / Tim McKulka

It is not only the oil production and pricing that needs to be verified in order to know how Sudan's oil revenues should be shared out, but also a variety of different costs and fees. This section looks at the costs claimed back by the oil companies, the pipeline and management fees imposed by the national Ministry of Energy and Mining, and other costs deducted by the north from the south's revenues.

Oil companies' costs

The oil companies' costs have a direct effect on the money that is available for revenue sharing. This is because the money for revenue sharing is only what is left over once these costs have been taken into account: increase the oil companies' costs and you decrease the amount of oil available for the governments (for details, see box).

How Sudanese oil contracts work

Like many other developing countries, Sudan uses Production Sharing Agreements in which the crude oil itself is divided up between the companies and the government. The companies recover the costs they have incurred in developing the oil field from 'cost oil'. The contract specifies a maximum percentage of the oil that can be claimed by the companies as costs – the 'cost stop'. The companies do not automatically receive this maximum but can claim back specific expenses up to this amount.* The remaining oil, after cost oil has been allocated, is referred to as 'profit oil'. Each contract specifies how this profit oil is split between companies and government – in

the case of Sudan, as the volume of oil produced per day increases, an increasing percentage of the profit oil goes to the government. It is this government share of profit oil that is subject to revenue sharing.

In addition to this profit oil, the government also obtains what is known as 'excess oil'. This is the difference between the cost stop and the actual costs claimed back and it increases as the price of oil increases.† At present some in the south suspect that the revenues from excess oil are retained by the Khartoum government. The national government should clarify how these revenues are dealt with, provide figures on the amount of revenue received from excess oil, and, if the money has not previously been shared, pay the arrears.¹⁴⁰

In order to know how much money the Government of Southern Sudan should receive, it is necessary to know, among other things, the conditions of each contract and the actual amounts of cost oil claimed back by the oil companies. These amounts are huge, often being up to 45% of the total oil revenues.‡ At the moment, it is not possible for the southern government or for Sudanese citizens to verify these costs. The national government does not present any figures on these costs, either on the websites where other oil data are published, or to the Joint Technical Committee for Oil Revenue Distribution.

In addition to not being able to check the oil companies' costs, there is also an issue over what the oil companies spend their money on, that is, the goods and services for which they are compensated via cost oil. In particular, the oil service companies which they employ have been raised as an issue of concern by members of the Government of Southern Sudan.¹⁴¹

Some of these oil service companies are Sudanese companies which are widely believed to be linked to the ruling party, the National Congress Party.¹⁴²

Verifying the amounts of cost oil claimed by the oil companies should not be difficult. The oil companies', oil service companies' and Ministry of Energy and Mining's books should

be open to an independent auditor. The auditor should check that the receipts match the amount of oil claimed by the companies as cost oil and should pay particular attention to the payments made by the oil companies to Sudanese oil service companies to see if reasonable value for money has been obtained. The findings should be published for all to see. It is in the interests of both the Government of National Unity and the Government of Southern Sudan that this happens: in other countries oil companies have been found to over-claim the amount of cost oil, leaving fewer revenues for the government.

As well as verifying past costs, in future, applications by the oil companies for refunds of their costs should be overseen by a board staffed jointly by north and south, or by representatives appointed by the north and south. Such a board could be the same as the joint board proposed in this report for overseeing the sale of Sudanese oil. A joint board is necessary as the oil companies' costs have such a large bearing on the money left over for revenue sharing; without it southern concerns about being cheated will persist.

In addition to the cost oil being audited, it is also necessary that the oil contracts be made available to all. Without knowledge of what the contracts say on the split of oil between company and government, it

* In addition, the contract will specify how the crude oil should be valued, in order to determine cost oil. In the case of the GNPOC contract, it specifies "the prevailing market price for Crude Oil, net of transportation tariff" with the market price in dollars per barrel FOB at the export delivery point and the transportation tariff in US dollars per barrel in accordance with the provisions of the crude oil pipeline agreement.

† The more expensive oil is, the more money can be generated from the sale of the cost oil and therefore the more money is left over as excess oil once the companies' investment costs have been paid back.

‡ For example, it seems that the maximum cost oil claimable by the GNPOC consortium is 40% in development blocks and 45% in development units [GNPOC contract, 1997 seen by Global Witness]; by the Petro SA consortium 45% [African Energy 14/11/08]; and by what was the Cliveden and Hi-Tech consortium 45% [Cliveden contract, 2003 seen by Global Witness]

is not possible to determine the revenue that the southern and state governments should receive. The IMF recommends that all countries, as a matter of good practice, disclose all details of all signed contracts, especially the key parameters of the contracts (the split between cost oil and profit oil, and the split of profit oil between government and oil company).¹⁴³ Sudan's neighbour, Egypt, has published its oil contracts.¹⁴⁴ Some people within the southern government have now - after a long delay - obtained access to these contracts, as specified in the peace agreement.¹⁴⁵ But it is not enough for a small number of select people to see them; civil society and others in the government must have access as well in order that the revenue sharing not only is carried out fairly, but is also seen to be carried out fairly.

Management fees

As well as there being problems verifying the oil companies' costs, the southern government has also complained about the management and pipeline fee costs deducted by the national Ministry of Energy and Mining from the revenues owed to the southern government.

The management fees are deducted before revenue sharing, and used to be set at five percent of the governments' entitlement, but were reduced to three percent in March 2007.¹⁴⁶ The three percent fee amounts to millions of dollars per month - \$25.7 million in August 2008¹⁴⁷ - and was particularly high in 2008 when oil prices were at their peak. The Government of Southern Sudan has repeatedly raised this issue: at the National Petroleum Commission,¹⁴⁸ at the Wealth Sharing Sub-Committee of the AEC,¹⁴⁹ and in discussion with the national Minister for Energy,¹⁵⁰ but no resolution has yet been found. It is not clear where the figure of three percent came from, especially given that the fee will vary as oil prices vary, yet the service provided remains the same. The national government has argued that it is not able to provide a breakdown of how the fee is derived

because of legal constraints.¹⁵¹ In some ways the south can already be said to be paying for the management services of the national government in that the north receives half of the revenues from southern oil wells, and deducts money from the south for services that it provides in the south.

Pipeline fees

Pipeline fees are also deducted before revenue sharing. However, despite the fact that the fees have a significant impact on the amount of money left over for revenue sharing, information on them is not included in the reports for the Joint Technical Committee on Oil Revenue Distribution that the national Ministry of Finance publishes on its website. Information on these fees is included, however, in the slightly longer report that the Committee itself receives from the Ministry. The table below shows the fees that were charged in August and September 2008. These fees amount to between three and eight percent of the value of the governments' share of the oil in these months.* It is not known on what basis these fees are determined. It seems curious that the fees for blocks 1, 2 and 4 went up between August and September whereas the fees for block 5A went down. The European Coalition on Oil in Sudan reports that the pipeline tariffs are calculated using certain predetermined criteria but with upper limits determined by the oil price.¹⁵²

Pipeline fees amounted to more than \$44 million in September 2008

The pipeline fees amounted to more than \$40 million in August 2008 and more than \$44 million in September 2008.¹⁵³ Who does this money go to: the Khartoum government, the companies that own the pipelines or a combination of both? At present, it is not possible to tell as the Crude Oil Pipeline

PIPELINE FEES ¹⁵⁴	AUGUST 2008	SEPTEMBER 2008
BLOCKS 1, 2 & 4	\$4.07 per barrel	\$4.16 per barrel
BLOCKS 5 A	\$8.59 per barrel	\$8.06 per barrel
BLOCKS 3 & 7	\$5.50 per barrel	\$5.50 per barrel

* August 2008: blocks 1, 2 & 4 3.3%; block 5A 7.7%; blocks 3 & 7 6.8%.
September 2008: blocks 1, 2 & 4 3.9%; block 5A 8.3%; blocks 3 & 7 7.9%.

It is not enough that a small number of select people see the oil contracts; civil society and others in government must have access as well

Agreements that dictate the sharing of revenue between government and the companies that built the pipelines are kept secret. A report by an energy consultancy company indicates that the ownership of the Greater Nile Oil Pipeline that links blocks 1, 2 and 4 with Port Sudan transfers to the government after 15 years of oil production, that is, in 2014,¹⁵⁵ and implies that the government only receives revenues from the pipeline after this date.¹⁵⁶

So, to recap, pipeline fees in Sudan are large enough to have a significant impact on governments' oil revenues and it is not clear who these fees go to because of the lack of transparency over the pipeline agreements. This lack of transparency is likely to be even more problematic if Southern Sudan votes to become an independent country in 2011 (see Section 5). Not only do the Production Sharing Agreements that dictate the split of oil between government and company need to be made public, but also the Crude Oil Pipeline Agreements need to be made public. The audits of all Sudanese oil production and revenues, which have been recommended elsewhere in this report, need to include an audit of the pipeline fees.

Costs of services provided to the south

The national government has deducted money from the oil revenues that it owes to the southern government for services provided to the south, such as road building. The costs of such services provided by the north to the south cannot be verified by the Joint Technical Committee for Oil Revenue Distribution. Such deductions used to be in the order of a few hundred million dollars a year (in 2005 they were \$194.5 million¹⁵⁷), were considerably smaller in 2008 (between January and September 2008 they were \$10 million¹⁵⁸) and have so far amounted to nothing to 2009.¹⁵⁹ The Joint Technical Committee for Oil Revenue Distribution receives information on the amounts of money deducted but is not



© Sven Torfinn / Panos Pictures

Women carrying water in Jonglei state, Southern Sudan. The Khartoum government has deducted money from the oil revenues that it pays to the southern government for services provided to the south, yet the Joint Technical Committee that oversees the oil revenue payments is not able to verify if they are the correct amounts of money.

in a position to be able to verify if they are the correct amounts of money, or, indeed, if the stated services were provided. Allegations were made to Global Witness' staff that some of the deductions were used to pay for controversial development projects in the south that have included building hospitals and schools that now sit as empty buildings, with no staff, patients or students, and building mosques in predominantly Christian areas.¹⁶⁰ It has not been possible to verify these claims.

The southern Minister for Energy, John Luk Jok, is involved in regulating the oil industry and is involved commercially within the oil industry: a clear conflict of interest

Profits of the oil companies: the case of Sudapet and Nilepet

It is not only the oil companies' costs that are controversial but also the profits of the state-owned oil company, Sudapet.* Sudapet holds an equity stake in all of the oil consortia in Sudan† and therefore receives a split of the consortia's profits.¹⁶¹ But Sudapet's profits and its share of the companies' profit oil are not subject to revenue sharing under the peace agreement. This has been one of the main issues before the National Petroleum Commission.¹⁶²

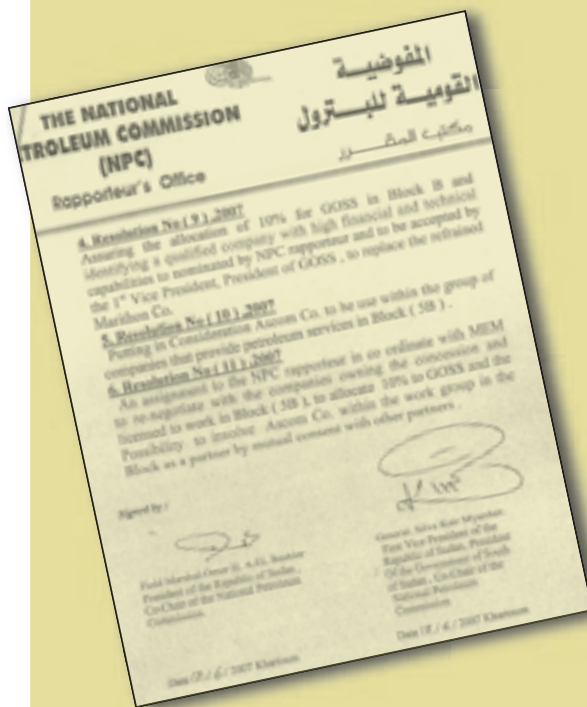
The Government of Southern Sudan's response has been to negotiate equity stakes for its own state-owned oil company, Nile Petroleum Corporation or Nilepet. It has had some success in this:‡ it has a ten percent stake in block B and may have a ten percent stake in block 5B.¹⁶³ Neither of these blocks is currently productive and therefore, at least at present, there are no revenues due to the southern government from these stakes.§

However, the current set up of Nilepet is worrying in that its board of directors includes the southern Minister for Energy and Mining, John Luk Jok, as chair and various other

members of the southern government.¹⁶⁴ In other words, the same people that are responsible for regulating the oil industry are also involved commercially within the oil industry. Norway assisted in the establishment of Nilepet and stated that a key focus in its work was to reduce the exposure to corruption by ensuring transparency and good corporate governance.¹⁶⁵ This aim has not been achieved given the clear conflict of interest in the way Nilepet has been set up, with the same people running and regulating the industry.

It is not just the southern government that has set up a conflict of interest within its state-owned oil company; the national government has as well. The World Bank has said that the government's 'regulatory functions are not independent of its commercial activities', in other words, that the same people are responsible for selling oil and regulating the sale of oil.¹⁶⁶

Global Witness recommends that Sudapet should share its profits derived from southern oil wells with the Government of Southern Sudan. Such profits include those from its share of profit oil of the producing oil blocks and any financial profits it makes. In order to do this, it is necessary to open up Sudapet's books to be audited on an annual basis by an independent qualified auditor, with the reports being made public. The IMF has repeatedly requested that audits of Sudapet that were carried out in 2004 and 2005 be published, but all that has happened so far is that summaries have been provided to IMF staff.¹⁶⁷ Nilepet should also open its books to audit and the Government of Southern Sudan should make the results of those audits public. If Nilepet were to start making profits, they too should split them with the national government. However, even if Nilepet does not obtain any equity stakes in producing oil blocks, it is still important that its books be seen to be audited as there is a strong chance that it may soon become the national oil company of the most oil-dependent country in the world.



* Sudapet is a subsidiary of the state-owned Sudan Petroleum Corporation (SPC). Sudapet holds the government's equity share in oil projects [World Bank Public Expenditure Review, December 2007].

† Sudapet owns between 5% and 34% of the oil consortia, though in the case of the consortia currently extracting oil and therefore generating profits, the equity stakes owned by Sudapet are at the lower end of this spectrum: 5% GNPOC (blocks 1, 2 and 4); 5% of Petro Energy (block 6); 7% of WNPOC-1 (block 5A); and 8% of Petrodar (blocks 3 and 7) [European Coalition on Oil in Sudan].

‡ Some of the impetus for awarding Nilepet equity stakes has come from the fact that the southern government, or member of the southern government, had awarded other companies stakes in these blocks, despite the blocks already having been awarded to companies by the Khartoum government. The companies awarded were White Nile for block B and Ascom for block 5A.

§ Note that it is commonly understood that Sudapet receives dividends from the oil consortia without having had to buy its way in to the companies. This appears to be only partially true. At least for the 1997 GNPOC contract, Sudapet interest was carried by the other partners in the company until the start up date upon which Sudapet would have to re-pay its stake in the consortium from 50% of its share of profit oil.

The government said that it could not provide the full audits to the IMF because of legal constraints.

ENSURING OVERSIGHT OF THE OIL REVENUES

4



© Sven Torfinn / Panos Pictures

Who is overseeing how the Government of Southern Sudan spends its money? At present, there is no Auditor General, despite this being a constitutionally imposed post

The Comprehensive Peace Agreement specifies that ‘all levels of government shall hold all income and revenue received by it in public accounts and subject to public scrutiny and accountability’. At present, the oil revenues received by the national, southern and state governments cannot be scrutinised by journalists, NGOs or concerned citizens.

Problems with the auditing of government accounts

There is an Auditor General appointed by the national government who has published figures on the income received by the government from the oil sector. The problem though is that his reports are not widely available. Summaries of

the reports are presented to parliament, but as with other sensitive issues in north Sudan, civil society is not free to comment. Newspapers, for example, are censored. In 2003, the Auditor General reported that his staff received death threats when auditing the finances of the states of South and West Darfur.¹⁶⁸

In Southern Sudan, though, there is no Auditor General: he was sacked in February 2008,¹⁶⁹ and, despite this being a constitutionally imposed post, has not been replaced.¹⁷⁰ The UK accountancy firm PKF was hired by the Southern Sudan Audit Chamber in October 2007 to audit, among other things, the southern government’s oil revenues.¹⁷¹ However, the audits from 2005 and 2006 have not been completed yet,¹⁷² and none of the findings of the Audit Chamber or PKF have been published.

Problems with the oversight of revenues in the state governments

The oil-producing states are entitled to receive at least two percent of the government oil revenues deriving from oil wells in their states. They have received a few million dollars of oil money each month ever since the signing of the peace agreement in 2005.¹⁷³ In Upper Nile state, there is little evidence of how this oil money has been spent. Few infrastructure projects have been undertaken, bar the preparations for the peace agreement anniversary in January 2009.¹⁷⁴ In Unity state, there are at least some projects visibly being carried out, mainly construction works. However, the works are carried out by Khartoum-based companies,¹⁷⁵ meaning that, although roads are being built, the profits from the work are transferred back to the north. In Southern Kordofan, the state's finances are said to be so opaque that the state Ministry of Finance is not clear as to what its revenues are.¹⁷⁶ The Government of Southern Sudan's Minister of Finance announced his intention to work with the state governments to limit opportunities for the misuse of transfers through nepotism and corruption in his 2009 budget speech.¹⁷⁷ The Southern Sudan Fiscal and Financial Allocation and Monitoring Commission carried out at least nine visits to southern states during

2008 to monitor their use of funds,¹⁷⁸ but as far as Global Witness is aware, no reports are publicly available on their findings.

Legislation should be passed requiring natural resource companies to publish the payments they make to governments

In Abyei, it is not even clear who should receive the oil revenues due to the ethnic groups, the Misseriya and Ngok Dinka, let alone what oversight mechanisms are in place to ensure that the money – due to be about \$2 million each per month¹⁷⁹ – is not misused.

Legislation requiring oil companies to publish what they pay would help verify the oil figures

If the political will is there, it is not difficult to verify the oil figures upon which the revenue sharing depends. Successful precedents have been set by the Extractive Industries Transparency Initiative. The oil companies should be required by law to disclose figures on

House in Upper Nile state. There is little evidence of how the millions of dollars of oil money has been spent in this state



The Southern Sudan Legislative Assembly



© Global Witness

The Southern Sudan Legislative Assembly has the powers to pass legislation requiring oil company disclosures

It is obviously within the powers of the National Legislature in Khartoum to pass legislation requiring oil companies to disclose various figures, but it is also within the powers of the Southern Sudan Legislative Assembly. The peace agreement sets out the competencies of both legislatures and states that the Government of Southern Sudan shall have ‘exclusive legislative and executive powers’ over ‘any matter relating to an item [in which both the national and southern governments hold powers] that cannot be dealt with effectively by a single State and requires GOSS legislation or intervention including [...] natural resources and forestry’.

This is such an item in which both governments hold powers: the peace agreement states

that ‘the National Government [and] the Government of Southern Sudan [...], shall have legislative and executive competencies on [...] such matters relating to taxation, royalties and economic planning as specified in the Agreement on Wealth Sharing’. It is also an item which cannot be dealt with effectively by a single state. In addition, the interim constitution also states that ‘the primary responsibilities of the Government of Southern Sudan shall be to promote good governance [...]’ and that ‘the best known practices in the sustainable utilization and management of natural resources shall be adopted by the State’. Both the interim constitution and the Interim Constitution of Southern Sudan state that ‘accounting procedures, standards and fiscal accountability shall be regulated by law’.

the payments they make to governments, and the recipients (that is, the southern and state governments as well as the Misseriya and Ngok Dinka of Abyei) should be required to publish what they receive. This would create two sets of figures, allowing an independent auditor to check one against the other for discrepancies.

Legislation should be passed by the National Legislature requiring publication of payments

by all natural resource companies and publication of receipts by all the recipient governments, that is, the Government of National Unity, the Government of Southern Sudan and the governments of the oil-producing states. Legislation should also be passed by the Southern Sudan Legislative Assembly requiring publication of payments by all natural resource companies operating in Southern Sudan and publication of

Road building in Juba. More checks and balances are needed to ensure that oil revenues are not diverted from their supposed use



© Isaac Billy

receipts by itself and the southern-based governments of the oil-producing states.

Because most of the payments that the oil companies make to the government are in the form of crude oil rather than money, the payments have to include all payments, whether in cash or in kind. In terms of oil, this would mean companies disclosing the volume of oil they give to the national government as part of the Production Sharing Agreements. For the national government, it would mean disclosing the volume of oil received and the amount of money that this generated. For the southern government it would mean disclosing the amount of money received from the national government in oil payments.

Legislation passed in the south would of course only cover natural resource companies operating in the south. However, for oil companies, this means all the consortia that are currently producing oil with the exception of Petro Energy which operates block 6. Legislation in the south only would therefore cover all the oil companies from which the southern government derives income. Such

legislation would provide Southern Sudan with a means of verifying the oil data published by the Khartoum government upon which 98% of their government's income depends. In addition, it would also help prevent Southern Sudan falling prey to the oil-fuelled corruption that plagues so many other oil-rich but dirt-poor countries, were it to become an independent country in 2011.

The legislation on oil revenue disclosure recommended here does not necessarily require a new bill; it could be enacted via a small number of clauses added to a relevant bill already under debate.

In addition to the legislation described above, the national, southern and state governments should also clarify who has signatory powers over their oil revenue accounts, including those of the Oil Revenue Stabilisation Account. Doing this would help give the national government confidence that their remittances are making it onto the books of the sub-national governments; help give the National Assembly confidence that the national government's oil money makes it onto the books of the Ministry of Finance; and help give Sudanese citizens confidence that their oil money reaches their governments' books.

A breakdown of the money transferred should be provided to show how much comes from sharing of the oil exports, how much from the Oil Revenue Stabilisation Account (see box), how much from Abyei and how much in arrears. The importance of doing this can be seen, for example, from the fact that the national Ministry of Finance reported that \$1.458 billion were transferred to the southern government in oil revenues in 2007¹⁸⁰ whereas the Auditor General in Khartoum reported a figure 15% higher.¹⁸¹ Why is this? How much money should southern civil society expect their government to have received? The figures could both be correct if, for example, the larger figure also includes transfers from the Oil Revenue Stabilisation Account, but at present, it is not possible to know which the correct figure is. There is \$266 million difference between them, no small matter.

The Ministry of Finance in Khartoum reported that \$1.458 billion were transferred to the southern government in oil revenues in 2007 whereas the Auditor General reported a figure 15% higher

Oil revenue savings

The Oil Revenue Stabilisation Account is not stabilising oil revenues


The Comprehensive Peace Agreement specified that an oil revenue stabilisation account (ORSA)* be set up as a buffer against oil price changes. The idea was that money would be put into it when prices were above an agreed benchmark, and taken from it when prices were low.¹⁸² But the account is not fulfilling its intended function. Substantial amounts of money were taken out of the account in 2006 despite the fact that oil prices were above the benchmark value; by the end of the year the account was virtually empty.¹⁸³ With oil prices having slumped, both the national and southern governments are struggling to balance their budgets; indeed, there were riots in Central Equatoria state in April 2009 as the southern government failed to pay civil servants and soldiers.¹⁸⁴

This could have been ameliorated were the stabilisation account to have been run as intended.

There are several other issues with the account. Only money from sales of Nile blend is deposited in the account, not those of Dar blend, something that is technically in breach of the Comprehensive Peace Agreement.¹⁸⁵ The southern government cannot access the account independently of the national government,¹⁸⁶ partly as a result of the fact that there is only one account shared by the national, southern and state governments. The account is compliant with sharia law, meaning that interest is not earned on its balance. The southern government would like to be able to earn interest on their portion of the money.¹⁸⁷ In July 2008 the option of splitting the savings accounts into two, with one account for the north and one for the south, was referred to the national Ministry of Finance for an advisory opinion.¹⁸⁸

The Bank of Southern Sudan has been stopped from holding reserves in foreign currencies

Another complaint heard from the southern government is that their oil transfers are now made in Sudanese pounds, rather than in US dollars as in the past. The Interim Constitution of Southern Sudan states that the Bank of Southern Sudan can hold foreign currency reserves,[†] whereas the law governing the Central Bank of Sudan prevents the Bank of Southern Sudan from owning national reserves.¹⁸⁹ This issue has been discussed at the Joint Executive Political Committee of the National Congress Party and the Sudan People's Liberation Movement; the south has presented a proposal to the National Congress Party on this issue.¹⁹⁰ The Assessment and Evaluation Commission report on this issue, and the international sponsors of the peace agreement should press for the Bank to be allowed to carry out the functions ascribed to it in the southern constitution.



© iStockphoto

Unless there are new regulations on how the money in the Oil Revenue Stabilisation Account is used, the money is likely to drain from the account

* The ORSA is held in the Central Bank of Sudan (actually, within an account of the Central Bank, but in Bahrain [CPA Monitor]), in Sudanese pounds, under account number 01469193076002 [Monthly reports of the Joint Technical Committee for Oil Revenue Distribution] and is controlled by the Ministry of Finance in Khartoum [World Bank, Public Expenditure Review, December 2007]. Money is deposited into the account, and withdrawals are distributed to the national and southern governments in proportion to their share of the oil revenue [World Bank, Public Expenditure Review, December 2007].

† It states that the Bank of Southern Sudan "shall open a foreign correspondent account in a prime bank of its choice in which all foreign exchange resources of the Government of Southern Sudan shall be deposited" [Interim Constitution of Southern Sudan, article 192.3].

5 THE END OF THE WEALTH SHARING AGREEMENT

Citizens have high hopes for the future of an independent Southern Sudan. But the new country, if it comes into being, will not stand a chance of being the best at anything unless it is able to overcome the resource curse



© Sven Torfinn / Panos Pictures

The Comprehensive Peace Agreement is a short-term, temporary arrangement due to expire shortly, whereas the country's oil will last much longer than this.

In 2011, in two year's time, the people of Southern Sudan are due to vote on whether to secede or remain part of a unified Sudan. At the same time, the people of Abyei are due to vote on whether to retain their 'special status' in the north, or become part of Southern Sudan. The peace agreement contains a wealth of detail on the interim period, but nothing on the future of the north-south relationship after 2011. What will happen to the oil, the oil revenues and the oil revenue funds, come unity or independence?

Oil revenues post-2011

What will happen to the oil revenues after 2011? The peace agreement covers the period up to the referendum only; it does not apply afterwards.

This means that even if the south votes to stay in a unified Sudan, it is still not clear what will happen to the southern government's source of almost all of its revenues. If the south does vote to secede, the newly formed country will be landlocked. All the oil in Southern Sudan is currently exported via pipelines that go through the north (see map on page 14) meaning that an independent Southern Sudan would have to work with Khartoum in order to be able to export its oil. This would involve negotiation on transit of the oil, which could be refused or made prohibitively expensive, as well as requiring the necessary peace and security to be able to extract and transport the oil.

If Southern Sudan becomes an independent country, it faces a real danger of falling into the resource curse that has afflicted other oil-rich countries. Revenue transparency is a first step towards averting this curse.

If the south does vote to secede and if oil continues to be exported post-2011, there will, de facto, be some form of revenue sharing between north and south, even if it is only a matter of pipeline fees. The National Congress Party, the Khartoum ruling party, has apparently argued that an upcoming bill on the referendum should contain clauses on revenue sharing between north and south, in the event that the south votes for independence.¹⁹¹ The time to discuss how this revenue sharing will work is now, before the current wealth-sharing agreement comes to an end and such discussions become even more difficult. A mechanism for both sides to verify the figures that are relevant to the revenue sharing needs to be built into any future wealth-sharing agreement, even if it is only over pipeline fees.

The southern government has shown considerable flexibility over these issues. In particular, prior to the July 09 ruling on Abyei's borders, the southern signatories to the peace agreement have offered to share revenues from the Abyei

area post-2011¹⁹² and have reportedly proposed delinking the issues of border demarcation and oil wealth sharing in Abyei, allowing the possibility of part of the Abyei area being within Southern Sudan but some of this area's oil wealth being shared with northern Sudan.¹⁹³

Discussions about what happens after the referenda are politically difficult, given that the peace agreement focuses on making unity attractive, but are not impossible, as shown by the fact that the southern Presidential Adviser Mansour Khalid led a public discussion on the post-referendum period in Juba in October 2008.¹⁹⁴ Norway has been analysing different scenarios for oil revenue sharing post-2011 and working with both governments on these issues,¹⁹⁵ and should step up such efforts.

Many southerners express the hope that another oil pipeline could be built that would prevent them having to rely on the currently used pipeline that goes through northern Sudan. Possible options for a new pipeline for oil from Southern Sudan are either to the west to join the Chad-Cameroon pipeline or to the east to the Kenyan coast. The chances of either of these options coming to fruition in the short term are slim, and the chances of there being a viable pipeline in time for 2011 are nil. Southerners need to be realistic about this: it is not enough to hope for another pipeline; a new revenue-sharing deal must be made whether the result of the referendum is unity or independence.

Oil contractual arrangements post-2011

What will happen to the contractual relationships between oil companies and the government? Most of the oil companies, and all of the currently operational oil companies, have signed contracts with the national government,* yet a lot of these companies' blocks lie in territory that could become part of an independent Southern Sudan (see map on page 14). If the south secedes, what laws will apply and what contracts will be respected? The lack of clear answers to these questions is not only hampering investment in Southern Sudan, but is also a potential source of instability and conflict.

One would imagine that under these uncertain circumstances, oil companies would want to be building relations with the Government of Southern Sudan. Only Total has opened an office in Juba, however. The other consortia that have invested millions in Southern Sudan



Petronas has grand headquarters in Khartoum but, as the majority of other oil companies operating in Sudan, no offices in Juba

- GNPOC, WNPOC, Petrodar and Sudapak,† as well as their constituent companies, CNPC, ONGC, Petronas and Zafir Petroleum - have not. The only explanation Global Witness heard for this oft-quoted fact is that the national government will not allow the oil companies to do so.¹⁹⁶

The international community should prioritise facilitating the national and southern governments to reach agreement on contractual arrangements post-2011.

Oil revenue funds post-2011

What will happen to the joint north-south oil funds post-2011? The Oil Revenue Stabilisation Account set up by the Comprehensive Peace Agreement currently contains \$26 million (as of March 2009),¹⁹⁷ but in the recent past has contained substantially more than this. The Abyei Roadmap set up another shared north-south oil fund, the Support Unity Fund. The Khartoum government contributes half of the revenues it receives from Abyei to this fund and the southern government contributes a quarter of the revenues it receives from Abyei. During the first three months of 2009, this fund accumulated \$18 million.¹⁹⁸ In both cases it can be calculated how much money in each account belongs to which government, but the time to work out exactly what will happen post-2011 is now, before political tensions escalate.

* Some oil companies have, controversially, signed contracts with the Government of southern Sudan and/or the southern government's state-owned oil company, including White Nile, Ascom and Jarch. The White Nile block overlapped that of the already-allocated Total block; the National Petroleum Commission decided that the block belonged to Total. If Southern Sudan declared independence, this might open the way for the return of White Nile. Ascom is the only currently operational company that has signed a contract with the Government of Southern Sudan and/or the Southern government's state-owned oil company. The National Petroleum Commission, set up by the peace agreement to arbitrate on such disagreements, ruled in 2007 that Ascom should be put 'in consideration' to be used 'within the group of companies that provide petroleum services in Block (5B)'. No agreement between WNPOC-2 and Ascom has yet been reached; both companies are exploring the block.

† Sudapak II's block extends into Southern Sudan. They have invested in exploring the block, but it is not known whether the exploration has been north or south of the border, or both.

CONCLUSIONS

Children play on oil drums in Rumbek, Southern Sudan. If managed well, Sudan's oil wealth could give them a brighter future



© Sven Torfinn / Panos Pictures

Revenue transparency is in the best interests of almost everyone concerned. Citizens get the basic information they need to call their governments to account over the management of their natural resource revenues. Companies get some protection from allegations of complicity or corruption and get a more level playing field with competitors. Governments get to create a more favourable investment climate and potentially get to find out about corrupt individuals within their ranks and increase the revenues flowing into their coffers. For example, the Nigeria Extractive Industries Transparency Initiative has said that

it has generated approximately \$1 billion for the Nigerian government from the oil and gas industry in 2004 and 2005 as a result of the checks it initiated.¹⁹⁹

In Sudan, revenue transparency is also intricately tied up with the peace process that brought an end to the continent's longest-running civil war. The Comprehensive Peace Agreement is predicated on the sharing of oil wealth between former foes. The ability to do this fairly is critically dependent on accurately knowing how much oil the country produces and for how much it sells. The national government

does publish such figures but the problem is that it is not possible for the southern government or Sudanese citizens to verify these figures. The lack of ability to verify these figures matters, especially in a country which has experienced two generations of conflict and mistrust.

Lots of southerners do mistrust; there is a widely prevalent view that the Khartoum government cheats the southern government out of huge sums of oil money.

The analyses presented in this report raise serious questions about the accuracy of the oil figures published by the Khartoum government. Figures on the volume of oil produced in southern oil blocks published by the Khartoum government and the Chinese state-owned oil company, CNPC, do not match. There are also discrepancies in the oil sales data as published by the Khartoum government and in the oil industry press.

In addition to these discrepancies, there are also issues over the millions of dollars of oil revenue arrears owed by the Khartoum government to the southern government; over the Khartoum government's state-owned oil company holding equity stakes in all the oil blocks and making profit that is not shared with the south; over the fact that the

Oil Revenue Stabilisation Account has not served to stabilise oil revenues; and over the deductions that the Khartoum government has made from the south's share of the oil money for other services provided.

When taken together all these issues create a powerful case for independent verification of the oil figures. Such verification is not technically difficult, but requires political will. It requires the oil figures to be audited and the audits to be made publicly available, and for the oil companies to publish the payments that they make to the government.

Such transparency is needed to help create the trust required to make unity attractive. Equally, if southerners vote for independence, the new country of Southern Sudan will become the most oil-dependent country in the world, and thus one of the most in need of transparency.

The Comprehensive Peace Agreement's international guarantors, including the UK, US, Norway, the League of Arab States and the African Union, need to do more to promote this transparency. They also need to persuade the Khartoum and southern governments to reach an agreement on what happens to the oil revenue sharing, come unity or independence, when the current wealth-sharing arrangements end in 2011.



US President Barack Obama and his special envoy to Sudan, Scott Gration. In July 2009, Obama said in a speech in Ghana that "development depends upon good governance. That is the ingredient which has been missing in far too many places, for far too long. That is the change that can unlock Africa's potential"

TEN KEY RECOMMENDATIONS

1 The oil production, export and sales figures upon which the revenue sharing depend should be verified

■ The national and southern governments should pass legislation requiring natural resource companies operating in their territory to disclose the revenues they pay to the governments, and requiring the government to publish its receipts. It is within the powers of the southern legislature to pass such legislation. The legislation should cover payments in money or in kind: for oil companies this would mean disclosing the volume of oil given to the governments as part of the Production Sharing Agreements. Such disclosure would generate two sets of figures: what the companies say they pay and what the governments say they receive. A multi-stakeholder body should be set up to oversee the disclosure of these figures. The Extractive Industries Transparency Initiative should provide advice to either government enacting such legislation while noting that, at present, neither the national nor southern government can currently

sign up to the EITI: the national government because civil society does not have a free voice and the southern government because sub-national governments cannot currently join. If Southern Sudan were to become an independent country following the 2011 referendum, it should become an EITI candidate country.

■ An independent verification company should monitor the volumes of oil produced and exported in Sudan, paid for by donor countries. Their findings should be made public, and the company should help to train officials from the Government of Southern Sudan in how to monitor oil production. The monitoring company should be answerable to the Assessment and Evaluation Commission, the internationally chaired body created to monitor implementation of the peace agreement.

■ The oil figures upon which the revenue sharing depends should be audited by an independent auditor, paid for by donor countries. This includes the volumes of oil produced and exported, the price for which they are sold and the pipeline and management fees imposed by the Khartoum government. The audits should go back to 2005, when the wealth-sharing agreement started and their results should be made public. The audits are needed in order to verify that the declared prices are accurate and that the southern government is therefore receiving its fair share of oil revenues.

■ The national government should publish figures on the oil sector with a one month time lag, as recommended by the IMF.²⁰⁰ In the past, there has been a two year time lag in the data. The information should be published in newspapers, not just on the web: it is not just what is published that is important, but also what is seen to be published.



© Simon Townsley / Rex Features

2 An agreement should be reached on what happens to the wealth sharing and contractual arrangements when the current agreement ends in 2011

■ The international community should prioritise facilitating the national and southern governments to reach agreement on wealth sharing and contractual arrangements post-2011. This includes reaching an agreement on the use of the oil pipelines and on what happens to the money in the shared Oil Revenue Stabilisation Account and Support Unity Fund post-2011. Any proposed revenue sharing post-2011 should include independent third party monitoring, funded by the Sudan's donors.

■ Both China and Japan's energy interests are at stake in Southern Sudan. China's investments are also at stake. Both countries should use their influence to promote stability via promoting discussions between north and south on revenue sharing and contractual arrangements post-2011.

3 The costs and fees deducted from the oil revenues should be audited. This includes the reimbursement of the oil companies' investments, the pipeline fees and the management fee imposed by the Khartoum government

■ The costs claimed by oil companies, which have a large impact on the monies left over for revenue sharing, should be audited by an independent auditor and the findings made publicly available. The audits should go back to 2005, when the wealth-sharing agreement started and their results should be made public. It is in the interests of the national and southern governments that such audits take place.

■ The oil information published by the national government and presented to the north-south committee that oversees the sharing of oil revenue should include a breakdown of data on the costs claimed by the oil companies including the amount of spare cost oil money ('excess oil') left over for revenue sharing. Such excess oil should be subject to revenue sharing. At present, it is unclear whether it is.

■ The three percent management fee deducted from the southern government's share of the oil

income by the Khartoum government should be audited. The fee should not be more than the costs that are actually incurred; indeed it could be argued that there should not be any fee at all as the Khartoum government gets a 50% share of the revenues from southern oil wells.

■ The pipeline fees should be audited. At present, these fees amount to a considerable percentage of the governments' oil revenues (between three and eight percent in August and September 2008) yet Sudanese citizens and the southern government cannot verify that the correct fees are being deducted as the pipeline contracts are not public. These contracts should be published.

■ The national oil company, Sudapet, its parent company, SPC, and the Southern Sudanese state-owned oil company, Nilepet, should be audited on an annual basis by an independent qualified auditor, and the reports should be made publicly available. Financial audits of Sudapet were carried out in 2004 and 2005; the IMF has repeatedly requested that they be published but all that has happened so far is that summaries have been provided to IMF staff.²⁰¹ At present, Sudapet, despite being a substantial oil-producing company, does not publish annual reports or accounts.²⁰² The SPC apparently prepares an annual report that is seen by the National Petroleum Commission but is not made publicly available.²⁰³

4 Both parties to the peace agreement should be involved in overseeing the marketing the country's oil

■ The governments' share of crude oil should be sold by a sales organisation, such as the state-owned oil company, Sudapet, with a joint north-south supervisory board set up to oversee the oil sales. The supervisory board should be staffed by representatives of both the Khartoum and southern governments, should have access to all the sales paperwork and should have the powers to dictate how the sales are organised. At present, the national Ministry of Energy in Khartoum sells the oil – the revenues from which belong to both the national and southern governments – which leads to mistrust over the published oil sales prices.

■ All sales of the governments' share of crude oil should be sold by open tender and go to the highest bidder. Closed tenders have been held in the past in which only Chinese companies have been able to participate.



5 The international community should do more to promote transparency

■ The Comprehensive Peace Agreement's international guarantors, including, amongst others, the UK, Norway, the US, the European Union, the League of Arab States, the African Union and the UN, backed the oil revenue-sharing agreement by signing the peace agreement, but have not done enough to promote the transparency that the agreement promotes. They, and other countries involved with Sudan, should require the national and southern governments to be more transparent, and should provide technical assistance to the southern and state governments to this end. The Juba Compact, signed by the southern government and development partners in June 2009, provides one avenue by which this can be done.

■ Sudan is a 'core cooperation' country of the Norwegian Oil for Development programme. Norway should have clear conditions in place as to what measurable improvements in good governance and human rights it expects from Sudan and the other countries it works with. It should publish these requirements and regularly report on the targets that have and have not been met. Without such conditions, Norway risks squandering the opportunity its development assistance provides to create long term effective change.

■ China and Japan should use the leverage provided by the fact that they are major purchasers of Sudanese oil to promote transparency. China has additional leverage in that its state-owned companies hold the majority rights to all but one of the productive Sudanese oil fields. Importers of Sudan's oil should be transparent about the quantity of imports so as to serve as a check on export statistics; China and Japan do currently report on their imports of Sudanese oil but not all other importers do.

6 There should be more oversight of the oil revenues, in the national, southern and state governments

■ The national, southern and state governments should publish audited government accounts. In particular, the southern government should appoint an Auditor General (at present, this office is vacant, despite it being a constitutionally required post) and should make public reports of the UK accountancy company, PKF, which has been auditing southern government accounts. The Khartoum government needs to make reports of the national Auditor General more widely available.

■ The national, southern and state governments should publish figures on the amounts of oil money they have transferred (in the case of the national government) or received (in the case of the southern and state governments) and where they are from (oil revenue sharing, Oil Revenue Stabilisation Account, payment of arrears etc). The figures should be published in newspapers, not just on the internet.

At the moment, the national government publishes information on the amount of oil money transferred but not always in a timely manner. The southern and state governments do not regularly publish information on the amount of oil money they receive.

■ Oil revenues transferred to state governments should be transferred to that state's ministry of finance. Such revenues should appear in the state's annual budget. At present, it is widely believed that in some states the money is transferred directly to the governor.

■ The international donor community should provide technical support to oil-producing state governments and the Ngok Dinka and Misseriya ethnic groups to manage the millions of dollars of oil revenues that they are (or will be) receiving.

■ The national, southern and state governments should clarify who has signatory powers over the oil revenue accounts, including those of the Oil Revenue Stabilisation Account.

■ The national, southern and state governments should indicate how they intend to spend their oil revenues and, at the end of year, state how it was actually spent.

7 The oil revenue stabilisation accounts should be used to stabilise revenues

- Rules should be created governing when money should be taken out of the oil revenue stabilisation account, the most basic of which should be that if the oil price is higher than the benchmark price, the money should not be withdrawn. Unless this happens, the account will not be able to serve its purpose of stabilising revenues.
- A transparent governance structure should be created for the oil revenue stabilisation account, as recommended by the World Bank.
- Separate oil revenue stabilisation accounts should be established for the north and south. This would enable both parties to decide how much money they draw down from this account, and for the south to earn interest on their savings. At present, there is one account, shared by north and south, in which both parties have to withdraw money at the same time.
- Revenues from the sale of all Sudanese oil blends should be deposited in the stabilisation account, if above the benchmark price. In the past, only Nile blend revenues have been added, not Dar blend.

8 Conflicts of interest should be avoided in the state oil companies of Sudan and Southern Sudan

- At present, the same people are involved in running and regulating the oil industry in Sudan. This applies both to the state oil company of Sudan, Sudapet, and to the state oil company of Southern Sudan, Nilepet.

9 The National Petroleum Commission should function as envisaged in the peace agreement

- The National Petroleum Commission should set the energy policies of the country. The first steps towards this are for the Commission to meet regularly and for there to be a fully staffed secretariat.

10 More southerners should be employed in the oil sector

- Sudan's donors should examine ways to build southern capacity in the oil sector order in order to boost employment in oil companies and national Ministry of Energy. The peace agreement sets targets for the number of southerners to be employed in middle- and upper-level positions in the national civil service which are not being met.



APPENDIX 1

RESEARCH METHODOLOGY FOR THE ANALYSIS OF THE OIL EXPORTS FIGURES

It is important to note that both of the methods described below only provide rough indications of the volume of oil that Sudan exports.

This means that small discrepancies in the figures do not necessarily prove any error in the figures published by the national government (or importing countries).

Most of the information published by the government in Khartoum refers to exports by the government as it is only these exports which are relevant to wealth sharing, but there are some figures available on total exports.

A) Comparison of oil export volumes published by the national government with oil import volumes published by customs organisations of importing countries

The quantities of Sudanese crude oil that other countries declare they import are available on the United Nations Commodity Trade Statistics Database,²⁰⁴ a collection of statistics compiled by national customs organisations. For countries which are not represented on the UN database,

the equivalent figures, derived from the national customs organisations, were purchased from Data Trade Services, a commercial organisation.

Data for some importing countries were still unavailable. An estimate was made of how much data was missing by comparing available data to the only documents that could be found that listed all the countries to which Sudan exports oil. These documents were authored by the Bank of Sudan; one was for 2006 and the other for January-September 2007.²⁰⁵ For 2006, customs data from importing countries were not available for five percent of the exports, by value, reported by the Bank of Sudan. For January-September 2007, customs data from importing countries were not available for four percent of the exports, by value, reported by the Bank of Sudan. The analyses of import and export data described in this report use the more conservative of these two figures. In other words, they assume that four percent more crude oil was exported from Sudan than is reported by importing countries as data from all importing countries were not available.

Data presented on the UN database and by Data Trade Services was in kilograms or tonnes whereas data presented by the Sudanese government was in barrels of oil. The weight was converted to volume by using a density of 7.452 barrels per tonne. This density is specific to Sudanese oil.²⁰⁶

The volumes of crude oil exported from Sudan, according to the Sudanese government and according to importing countries

	SUDANESE GOVERNMENT FIGURES ON THE VOLUME OF OIL EXPORTED	IMPORTING COUNTRIES' FIGURES ON THE VOLUME OF SUDANESE OIL IMPORTED*	CONCLUSIONS
2006	90.1 million barrels ²⁰⁷	91.0 million barrels ²⁰⁸	Importing countries' figures consistent with government figures
2007	137.8 million barrels ²⁰⁹	133.6 million barrels ²¹⁰	Importing countries' figures consistent with government figures
2008	135.2 million barrels ²¹¹	132.5 million barrels ²¹²	Importing countries' figures consistent with government figures

The volumes of crude oil exported from Sudan, according to the Sudanese government and as deduced from the capacities of the tankers docking at the oil terminal

	SUDANESE GOVERNMENT FIGURES ON THE VOLUME OF OIL EXPORTED	IMPORTING COUNTRIES' FIGURES ON THE VOLUME OF SUDANESE OIL IMPORTED	% BY WHICH THE TANKERS' CAPACITIES ARE LARGER THAN THE GOVERNMENT FIGURES
2006	90.1 million barrels ²⁰⁷	101.1 million barrels	12%
2007	137.8 million barrels ²⁰⁹	161.0 million barrels	17%
2008	135.2 million barrels ²¹¹	160.6 million barrels	19%

B) Comparison of oil export volumes published by the national government with the total volume of oil tankers that have docked at Port Sudan

Records of all the tankers that arrived at the Bashayer terminal of Port Sudan (the oil export terminal) between 1 January and 31 December 2006 were obtained. The dead weight of the tankers in tonnes was converted into barrels by deducting 10,000

tonnes from the dead weight for crew, fuel and water etc and by assuming a density of the crude oil of 7.452 barrels per tonne.²¹³

Product tankers and general tankers that docked at Bashayer terminal were included in the analysis, along with the oil tankers as only crude oil is exported from Bashayer terminal. Such non-oil specific tankers represented 3%, 4% and 11% of the total tanker capacity arriving at Bashayer in 2006, 2007 and 2008 respectively.

* These figures include an extra 4% to allow for countries for which no data were available, as explained above.

APPENDIX 2

RESEARCH METHODOLOGY FOR THE ANALYSIS OF THE OIL EXPORTS FIGURES

Global Witness obtained estimates of the price of sales of Sudanese oil from the oil industry press and compared these estimates to the price of sales published by the Sudanese government. This of course only provides a rough method of comparison: the oil sales data published by journalists mainly comes from leaks from the oil industry, and both buyers and sellers may at times have reason to over or underestimate the price of a specific deal. All the press information came from RIM Crude Intelligence Daily.

Our analysis only included the price of crude oil tenders made by the state-owned Sudanese Petroleum Corporation, SPC, not of oil sold by the operating companies, as this is obviously not subject to revenue sharing. Term deals, in which SPC sells a set volume of oil for a number of months to one buyer, were not included as the price for these is linked to a formula of average sales prices in those months, which was not available. Data for the two Sudanese oil blends which are exported, Nile blend and Dar blend, were analysed separately. All the prices quoted, by both the press and the government were free on board prices, in other words, not including costs of transportation.

The oil industry press quotes the price of oil sales not as dollars per barrel but as dollars per barrel relative to the price of a benchmark crude oil. Sudanese Nile blend tenders are quoted relative to the benchmark Minas ICP blend. Sudanese Dar blend tenders are quoted relative to the benchmark Dated Brent blend. Monthly average prices for these benchmarks crudes were obtained from the Energy Information Administration of the US government²¹⁴ in order to calculate the price per barrel of the Nile and Dar blends.

The government data are quoted with a one-month time lag;²¹⁵ in other words what the government quotes as having been sold in, for example, February, was compared to the press prices for January.

Data on the price of individual shipments of each blend was analysed for each month between January to July 2007 and January to December 2008. Government figures on sales prices were not available for August to December 2007. Government figures for sales of very small quantities of oil, which are not covered by the press, were excluded from the analysis. Average monthly prices for press and government sales were not compared as not all sales were reported in the press and therefore the press average would not necessarily be representative of the whole month's sales.

For each month, the most conservative estimate of any discrepancies between the two sets of data was calculated. For example, if the government quoted the prices of various sales as being \$30, \$31 and \$32 and the press quoted one sale of \$33, a one-dollar discrepancy was recorded. This method would still underestimate the likely total discrepancy.

Small discrepancies in the data presented by the government and the press could be explained by a lag between when a sale is reported and/or when the transaction goes through and/or when oil is received, particularly near the end of the month.

The results of the analyses are shown on the following pages.

Comparison of prices of Dar blend prices as quoted by the oil industry press and the Ministry of Finance

MONTH* (only those for which press data are available)	PRICES QUOTED BY THE PRESS†	PRICES QUOTED BY THE MINISTRY OF FINANCE	MINIMUM DISCREPANCIES (POSITIVE: PRESS LARGER THAN GOVERNMENT; NEGATIVE: PRESS SMALLER THAN GOVERNMENT)
FEB 2008	\$75.75 \$75.75	\$79.69 \$81.32 \$84.33 \$84.33 \$82.51	-\$3.94 -\$5.57
MARCH 2008	\$83.75	\$84.52 \$84.17 \$84.33	-\$0.42
JUNE 2008	\$107.17 \$107.17 \$107.77	\$106.58 \$99.88 \$99.90 \$99.90 \$99.93 \$99.68	\$1.19 \$7.24 \$7.87
JULY 2008	\$101.18 \$101.18	\$80.78 \$81.03 \$80.78 \$81.13	\$20.05 \$20.15
NOV 2008	\$25.95 \$29.45	\$15.00 \$15.00 \$15.00 \$15.00	\$10.95 \$14.45
DEC 2008	\$5.75 \$5.95	\$20.58 \$16.87 \$20.71 \$16.87 \$20.58	-\$11.12 -\$10.92

* Of the lifting or loading of the crude. Government data is shifted on one month from this.

† Where a range of prices was quoted, the price quoted in the table here is the more conservative of the two; the one that minimises any discrepancy with the government data.

Comparison of prices of Nile blend prices as quoted by the oil industry press and the Ministry of Finance

MONTH*	PRICES QUOTED BY THE PRESS†	PRICES QUOTED BY THE MINISTRY OF FINANCE	MINIMUM DISCREPANCIES (POSITIVE: PRESS LARGER THAN GOVERNMENT; NEGATIVE: PRESS SMALLER THAN GOVERNMENT)	
JAN 2007	\$52.95	\$46.77	\$2.02	
	\$52.75	\$48.92	\$4.03	
	\$52.95	\$50.93	\$5.98	
FEB 2007		\$56.78	No data	
		\$56.47		
		\$55.38		
MARCH 2007	\$58.90	\$58.04	Inconclusive	
		\$59.62		
		\$59.62		
		\$57.93		
		\$57.67		
APRIL 2007	\$65.82	\$65.31	\$0.51	
		\$64.61		
		\$65.31		
		\$64.96		
MAY 2007‡	\$64.68	\$65.81	-\$0.89	
	\$65.03	\$65.57		
	\$65.38	\$66.03		
	\$65.93	\$65.78		
	\$65.93			
	\$65.93			
JUNE 2007	\$68.14	\$66.03	None	
		\$68.10		
		\$68.34		
		\$68.10		
		\$67.94		
JULY 2007	\$76.88	\$77.58	\$0.30	
		\$76.64		
		\$77.43		
		\$77.43		
JAN 2008	\$91.02	\$89.66	\$0.71	
		\$91.27		\$0.57
		\$90.45		
FEB 2008	\$94.09	\$89.66	\$0.23	
		\$94.39		\$0.21
		\$94.16		
		\$93.88		
MARCH 2008	\$102.39	\$102.26	\$0.13	
		\$101.84		
		\$100.64		
		\$101.62		
		\$101.70		
APRIL 2008	\$107.42	\$105.09	\$1.27	
		\$104.97		\$1.27
		\$107.42		
		\$104.97		
		\$104.84		

(continued)

* Of the lifting or loading of the crude. Government data is shifted on one month from this.

† Where a range of prices was quoted, the price quoted in the table here is the more conservative of the two; the one that minimises any discrepancy with the government data.

‡ It is not known why the press reports data on more sales of Nile blend in this month than the government does. There was one more sale reported by the government than listed here. This was of a small quantity (242,000 barrels) and was therefore excluded from the analysis, though even if included, there the number of sales carried out in this month are still out by one.

(continued)

MONTH*	PRICES QUOTED BY THE PRESS†	PRICES QUOTED BY THE MINISTRY OF FINANCE	MINIMUM DISCREPANCIES (POSITIVE: PRESS LARGER THAN GOVERNMENT; NEGATIVE: PRESS SMALLER THAN GOVERNMENT)
MAY 2008	\$122.47	\$107.29 \$106.14 \$121.88 \$122.49 \$122.01	Inconclusive
JUNE 2008	\$133.50 \$132.60 \$132.50 \$130.50	\$121.96 \$131.63 \$120.96 \$132.37 \$132.28	\$1.13 \$0.32 \$0.87
JULY 2008	\$133.28 \$132.98	\$132.53 \$131.93 \$132.37 \$132.28	\$0.75 \$0.61
AUG 2008	\$114.10 \$119.05 \$114.10	\$112.24 \$114.08 \$113.99	\$1.86 \$0.11 \$4.97
SEPT 2008	\$96.60 \$96.60	\$97.00 \$96.95 \$97.21	-\$0.35 -\$0.40
OCT 2008		\$71.68 \$72.94	No data
NOV 2008	\$51.29	\$53.61 \$50.94 \$51.29	Inconclusive
DEC 2008		\$37.09 \$35.09	No data

REFERENCES

- 1 Global Witness interview with a diplomat, August 2008
- 2 Global Witness interview with a diplomat, December 2008
- 3 Global Witness interview with a diplomat, December 2008
- 4 Quoted in the China National Petroleum Corporation annual report 2007, page 47, <http://www.cnpc.com.cn/Resource/eng/img/07AnnualReport/2007PDF.pdf>
- 5 United Nations Commodity Trade Statistics Database, <http://comtrade.un.org/db/>. China reports that it imported \$129.0 billion of crude oil in 2008, of which \$6.3 billion, or 4.9%, came from Sudan
- 6 Japan purchased 29% of all Sudanese crude oil exports in 2007, the latest year for which figures are available. Sudan exported 137.8 to 139.6 million barrels of oil in 2007 [Ministry of Finance and National Economy and Bank of Sudan data, see references elsewhere in report]. Japan imported 41.0 million barrels of oil from Sudan in 2007 [Data Trade Services, quoting figures from Japanese customs; figures converted from weight into volume assuming a density of 7.452 barrels/tonne]
- 7 Global Witness interview with a senior member of the Sudan People's Liberation Army, December 2008
- 8 Stewart Williams, Wood Mackenzie, Oil in Sudan and Potential Revenues to GOSS. Available from [http://www.ecosonline.org/back/pdf_reports/2007/MackenzieWilliams.ppt#256,1,Oil in Sudan and Potential Revenues to GOSS](http://www.ecosonline.org/back/pdf_reports/2007/MackenzieWilliams.ppt#256,1,Oil%20in%20Sudan%20and%20Potential%20Revenues%20to%20GOSS) Stewart Williams Wood Mackenzie
- 9 See the map produced by the European Coalition on Oil in Sudan for full details of which block belongs to which companies: http://www.ecosonline.org/back/pdf_reports/Maps/Soedan%20A5%20kleur.pdf
- 10 Monthly reports of the Joint Technical Committee for Oil Revenue Distribution
- 11 European Coalition on Oil in Sudan, Fact Sheet II: The Economy of Sudan's Oil Industry, October 2007, <http://www.ecosonline.org/index.cfm?event=showreports&page=reports>
- 12 Economist Intelligence Unit, Country Report Sudan, August 2008
- 13 Monthly reports of the Joint Technical Committee for Oil Revenue Distribution
- 14 European Coalition on Oil in Sudan, Sudan's Oil Industry: Facts and Analysis, April 2008, <http://www.ecosonline.org/index.cfm?event=showreports&page=reports>
- 15 Lundin Petroleum AB, Report for the three months ended 31 March 2009, http://www.lundinpetroleum.com/Documents/qr_1_2009_e.pdf
- 16 See the Sudan Millennium Development Goals website, http://www.sd.undp.org/mdg_fact.htm, for the Southern Sudan figure (for 2006) and the UNDP Human Development Report 2007/2008, http://hdr.undp.org/en/media/HDR_20072008_EN_Complete.pdf, for other countries' figures. 90% of people in Southern Sudan are estimated to live on less than a dollar a day. The next-worst recorded figure is for Nigeria, at 70.8% of people. Living on a dollar a day or less is even tougher than it first seems: it is not what a dollar would buy in Southern Sudan, but the purchasing power equivalent; in other words, equivalent to what it would buy in the United States.
- 17 Reuters, Maternal mortality highest in South Sudan, 6 June 2007, <http://www.reuters.com/article/healthNews/idUSL0666311520070606>. The article quotes the head of the UN Population Fund in Southern Sudan, Dragudi Buwa, as saying that maternal mortality "Rates are actually at 2,030 per 100,000 births, the worst in the world". Figures on maternal mortality in Southern Sudan in 2006 are reported in UN Population Fund Humanitarian Response Newsletter, May 2007, http://www.unfpa.org/emergencies/newsletter/frontlines_2007_05.pdf. Note that the Millennium Development Goals website places Southern Sudan equal worst with Sierra Leone, with a slightly different estimate of 2,054 deaths per 100,000 births. Both estimates amount to more than 2% of mothers dying as a result of child birth
- 18 See the Southern Sudan Millennium Development Goals website, http://www.sd.undp.org/mdg_fact.htm, for the Southern Sudan figure (12.6% in 2006) and the CIA World Fact Book for other countries' figures for 2008 (some countries lack data), <https://www.cia.gov/library/publications/the-world-factbook/rankorder/2091rank.html>. The Southern Sudan child mortality figures, comparing 2006 figures with 2008 world figures, are the fifth-worst in the world, after Angola, Sierra Leone, Afghanistan and Liberia
- 19 Government of Southern Sudan, Ministry of Education, Science and Technology quoting research conducted by the New Sudan Centre for Statistics in Association

with UNICEF which found that children in Southern Sudan have the least access to primary education in the world, <http://www.moest.gov.sd/start/index.php>. The Millennium Development Goals website reports that, in 2004 (before the signing of the CPA), 20% of children enrolled in a primary school in Southern Sudan and 2% of children completed primary school [http://www.sd.undp.org/mdg_fact.htm]. In sub-Saharan Africa as a whole, 71% of children enrolled in primary school in 2006 [<http://www.un.org/millenniumgoals/pdf/The%20Millennium%20Development%20Goals%20Report%202008.pdf>]

- 20** In 2006, the same year as the figure for Southern Sudan, 10.5% of children in north Sudan died before their fifth birthday. In Southern Sudan it was 12% [http://www.sd.undp.org/mdg_fact.htm]. Note that more recently, in 2008, the CIA World Factbook reports a child mortality rate of 8.7% across the whole of Sudan. This is still the 15th-worst reported in the world [<https://www.cia.gov/library/publications/the-world-factbook/rankorder/2091rank.html>]
- 21** Sudan Millennium Development Goals website, http://www.sd.undp.org/mdg_fact.htm which quotes an Interim Unified Report of the Sudan Millennium Development Goals 2004 as saying that 21% of children in north Sudan complete primary school
- 22** See the Sudan Millennium Development Goals website, http://www.sd.undp.org/mdg_fact.htm, for the north Sudan figure (for 2006) and the UNDP Human Development Report 2007/2008, <http://hdrstats.undp.org/indicators/23.html>, for other countries' figures. 50% of people in north Sudan are estimated to live on less than a dollar a day. The next-worst recorded figure is for Nigeria, at 70.8% of people
- 23** Ministry of Finance and National Economy. Oil transfers to the Government of Southern Sudan totalled \$814m in 2005, \$1,126m in 2006 (Bank of Sudan), \$1,457m in 2007, \$2,888m in 2008 and \$127m in the first three months of 2009 (Ministry of Finance and National Economy)
- 24** Government of Southern Sudan 2009 budget speech, presented to the Southern Sudan Legislative assembly by Kuol Athian Mawien, who was at the time Minister of Finance and Economic Planning, 10 December 2008
- 25** United Nations Mission in Sudan, In Sudan, March 2009, <http://www.unmis.org/English/2009Docs/inSUDAN-mar09-en-online.pdf>
- 26** UK Department for International Development, <http://www.dfid.gov.uk/Where-we-work/Middle-East--North-Africa/Sudan/>
- 27** United Nations Security Council, Report of the Secretary-General on the Sudan, 17 April 2009, <http://daccessdds.un.org/doc/UNDOC/GEN/N09/299/93/PDF/N0929993.pdf?OpenElement>. The report states that, according to a Government of Southern Sudan Ministry of Finance and Economic Planning, Sudan's total oil revenue in 2008 was \$6,566.04 million
- 28** US Committee for Refugees, <http://web.archive.org/web/20041210024759/http://www.refugees.org/news/crisis/sudan.htm>
- 29** New York Times, War in Sudan? Not Where the Oil Wealth Flows, 24 October 2006, quoting an interview with Abda Yahia el-Mahdi, a former finance minister
- 30** Christian Aid, The Scorched Earth: Oil and War in Sudan, March 2001, available from http://www.reliefweb.int/library/documents/2001/chr_aid-sud14mar1.pdf
- 31** Christian Aid, The Scorched Earth: Oil and War in Sudan, March 2001, available from http://www.reliefweb.int/library/documents/2001/chr_aid-sud14mar1.pdf; and Human Rights Watch, Sudan, Oil and Human Rights, 2003, <http://www.hrw.org/reports/2003/sudan1103/sudanprint.pdf>
- 32** Christian Aid, The Scorched Earth: Oil and War in Sudan, March 2001, available from http://www.reliefweb.int/library/documents/2001/chr_aid-sud14mar1.pdf
- 33** Human Rights Watch, Sudan, Oil and Human Rights, 2003, <http://www.hrw.org/reports/2003/sudan1103/sudanprint.pdf>
- 34** Harker report, Human Security in Sudan: The Report of a Canadian Assessment Mission, January 2000, available from <http://www.reliefweb.int/library/documents/cansudan2.pdf>. The report was prepared for the Minister of Foreign Affairs, Canada
- 35** Sudan Tribune, Sudan says YTD revenue 'barely' covers oil production costs, 1 February 2009, <http://www.sudantribune.com/spip.php?article30144>; and Government of Southern Sudan, Ministry of Finance and Economic Planning, budget speech 2009
- 36** Ministry of Finance and National Economy data, http://www.mof.gov.sd/topics_show_E.php?topic_id=1, file 'Crude oil exports'. In early 2009 the more expensive of Sudan's two exported crude oils, Nile blend, was selling for about \$36 a barrel and the cheaper oil, Dar blend, was selling for between \$15 and \$28 a barrel. There were three sales of Nile blend for which the proceeds were received between January and March 2009, for \$37.09 a barrel, \$35.09 a barrel and \$35.08 a barrel. There were 14 sales of Dar blend between January and March 2009, varying in price from \$15 a barrel to \$27.83 a barrel. Note that Dar blend is a poor quality crude oil and is therefore significantly cheaper than the international benchmark crude prices
- 37** Sudan Tribune, Sudan's oil revenue for February & March hits record low, 6 May 2009, <http://www.sudantribune.com/spip.php?article31078>. The article quotes the Undersecretary of the Ministry of Finance and National Economy, Al-Tayib Abu-Gnaya, as saying that the governments' oil revenues were \$608 million in October and \$348 million in November 2008
- 38** Sudan Tribune, Sudanese economy hurt by falling oil prices and ICC case against Bashir, 23 February 2009, <http://www.sudantribune.com/spip.php?article30260>
- 39** United Nations Mission in Sudan, In Sudan, March 2009, <http://www.unmis.org/English/2009Docs/inSUDAN-mar09-en-online.pdf>. In 2008, the Government of Southern Sudan's budget was 5.5 billion SDG; in 2009 it is 3.6 billion SDG
- 40** Joint Donor Team PowerPoint presentation, Responding to the Fiscal Crisis: Briefing the NGO Community in Southern Sudan
- 41** Assessment and Evaluation Commission, Mid Term Evaluation Report, July 2008
- 42** Ameerah Haq, Deputy Special Representative of the

- Secretary-General, Humanitarian Coordinator & Resident Coordinator, UN Mission in Sudan speaking at a UNDP Roundtable in Washington DC, 27 April 2009 at an event entitled 'Sudan: Realizing the Promise of the Comprehensive Peace Agreement'
-
- 43 Reuters, UN: south Sudan violence more deadly than Darfur, 1 June 2009, http://www.reuters.com/article/homepageCrisis/idUSL1405220._CH_.2400
-
- 44 The full peace agreement can be downloaded from <http://www.unmis.org/English/documents/cpa-en.pdf>
-
- 45 Official figures put the defence spending of the national government at 40% of total expenditure [2006 figures for defence, security and public order, World Bank Public Expenditure Review] and 30% of southern government expenditure [2008 figures for defence and security, Government of Southern Sudan budget]. Unofficial figures put the figures as high as 60% in both governments [Chatham House, Against the Gathering Storm: Securing Sudan's Comprehensive Peace Agreement, 9 January 2009 quoting interviews with UN officials and journalists]
-
- 46 Roseline F Tekeu and Alicia Ranck, Is the Comprehensive Peace Agreement Holding? Summary of comments made by H.E. Salva Kiir, First Vice President of Sudan and President of Southern Sudan on November 7, 2007 at the Woodrow Wilson Center. In: Woodrow Wilson, Implementing Sudan's Comprehensive Peace Agreement: Prospects and Challenges, May 2008
-
- 47 World Bank, Sudan Public Expenditure Review: Synthesis Report, December 2007
-
- 48 United Nations Mission in Sudan, The CPA Monitor, <http://www.unmis.org/english/cpaMonitor.htm>
-
- 49 Global Witness interviews with members of parliament of the Southern Sudan Legislative Assembly, December 2008
-
- 50 Memorandum of Understanding between the Norwegian Ministry of Foreign Affairs and the Sudanese Ministry of Energy and Mining regarding cooperation within the Petroleum Sector, 2008, <http://www.regjeringen.no/upload/UD/Vedlegg/Utvikling/mou081015.pdf>. The Memorandum states that the objectives include supporting 'good governance, transparency and respect for human rights'
-
- 51 Norwegian Agency for Development Cooperation (NORAD), Oil for Development annual report 2007-2008
-
- 52 Norwegian Ministry of Foreign Affairs press release, 2 September 2007, http://www.regjeringen.no/en/archive/Bondeviks-2nd-Government/Utenriksdepartementet/233243/234464/oil_for_development-new_initiative.html?id=258200
-
- 53 Norwegian Agency for Development Cooperation (NORAD), Oil for Development annual report 2007-2008, citing the figure as NOK 24 million
-
- 54 Norwegian Agency for Development Cooperation (NORAD), Oil for Development annual report 2007-2008, p12 and http://195.26.0.50/default.asp?V_ITEM_ID=10050
-
- 55 This figure is a conservative extension from that contained in the World Bank's 2002 report on the global mining industry to incorporate developing-country economies dependent on the oil and gas sector. World Bank analysts used a 6% cut-off point as an indicator that a sector is critically important to an economy
-
- 56 Global Witness interview with Total staff, December 2008
-
- 57 Letter sent by Georg Kell, Executive Director of the United Nations Global Compact, 12 January 2009, to an international coalition of civil society organisations. The letter states that "Among the constructive ways in which this new platform [a Global Compact Local Network which was launched in Sudan in December 2008] can be used is the sharing of experiences relating to how tools and initiatives such as the Extractive Industry Transparency Initiative and the Voluntary Principles on Security and Human Rights can help bring about more conflict-sensitive business practices." The letter is a response to an open letter to Georg Kell published by the coalition on 7 January 2009
-
- 58 For example, Freedom House, a US NGO which conducts a comparative assessment of global political rights and civil liberties, consistently ranks Sudan as among the least free countries in the world, alongside countries such as Burma, North Korea and Somalia [Freedom House, Freedom in the World. See, for example, Combined Average Ratings: Independent Countries, 2008 <http://www.freedomhouse.org/template.cfm?page=410&year=2008>]
-
- 59 International Monetary Fund, Guide on Resource Revenue Transparency, June 2005, <http://www.imf.org/external/pubs/ft/grrt/eng/060705.pdf>
-
- 60 Natural Resource Charter, www.naturalresourcecharter.org
-
- 61 Global Witness interview, December 2008
-
- 62 Ministry of Finance and National Economy, [http://www.mof.gov.sd/English/budget1%202006_copy\(1\).htm](http://www.mof.gov.sd/English/budget1%202006_copy(1).htm) and http://www.mof.gov.sd/topics_show_E.php?topic_id=1
-
- 63 Bank of Sudan, <http://www.cbos.gov.sd/english/oil.htm>
-
- 64 China National Petroleum Corporation, Annual report 2007, <http://www.cnpc.com.cn/Resource/eng/img/07AnnualReport/2007PDF.pdf>
-
- 65 Ministry of Finance and National Economy, http://www.mof.gov.sd/topics_show_E.php?topic_id=1, file 'Template for production of Sudan oil sector data 2007'. This file was prepared for the IMF and shows production of Nile blend crude per month, which comes from block 1, 2 and 4, the GNPOC blocks in 2007. Note that this data does not also include production from block 5A (which also contributes to Nile blend) as this is listed separately. In other words, the data are just for blocks 1, 2 and 4. The figures presented are for total oil production, not just for the governments' entitlement to oil production in these blocks
-
- 66 China National Petroleum Corporation, Annual report 2007, page 49, <http://www.cnpc.com.cn/Resource/eng/img/07AnnualReport/2007PDF.pdf>
-
- 67 Greater Nile Petroleum Operating Company Ltd, GNPOC Overview Presentation, June 2008. This slide show presentation was obtained from two sources, each of which had a couple of slides missing. The complete presentation was put together from the two sources. Global Witness thanks the European Coalition on Oil in Sudan for providing one of the presentations

- 68 Ministry of Finance and National Economy, http://www.mof.gov.sd/topics_show_E.php?topic_id=1, files 'Template for production of Sudan oil sector data 2007' and 'Government of Southern Sudan share from oil revenue October 2008'. Both files were prepared for the IMF and show total production per month of Nile blend crude, which comes from block 1, 2 and 4, the GNPOC blocks. Note that these data do not also include production from block 5A (which also contributes to Nile blend) as this is listed separately. In other words, the data are just for blocks 1, 2 and 4. The figures presented are for total oil production, not just for the governments' entitlement to oil production in these blocks
-
- 69 China National Petroleum Corporation, Annual report 2007, <http://www.cnpc.com.cn/Resource/eng/img/07AnnualReport/2007PDF.pdf>
-
- 70 Ministry of Finance and National Economy, http://www.mof.gov.sd/topics_show_E.php?topic_id=1, file 'Template for production of Sudan oil sector data 2007'. This file was prepared for the IMF and shows production of Dar blend crude per month, which comes from block 3 and 7, the Petrodar blocks in 2007. The figures presented are for total oil production, not just for the governments' entitlement to oil production in these blocks
-
- 71 China National Petroleum Corporation, Annual report 2007, page 45, <http://www.cnpc.com.cn/Resource/eng/img/07AnnualReport/2007PDF.pdf>
-
- 72 China National Petroleum Corporation website, <http://www.cnpc.com.cn/eng/cnpcworldwide/africa/Sudan/>
-
- 73 US Department of Energy, Energy Information Administration, <http://www.eia.doe.gov/emeu/ipsr/te2.xls>
-
- 74 China National Petroleum Corporation, Annual report 2007, page 49, <http://www.cnpc.com.cn/Resource/eng/img/07AnnualReport/2007PDF.pdf>
-
- 75 Ministry of Finance and National Economy, http://www.mof.gov.sd/topics_show_E.php?topic_id=1, file 'Template for production of Sudan oil sector data 2007'. This file was prepared for the IMF and shows production of Dar blend crude per month, which comes from block 3 and 7, the Petrodar blocks in 2007. The figures presented are for total oil production, not just for the governments' entitlement to oil production in these blocks
-
- 76 China National Petroleum Corporation, Annual report 2007, page 49, <http://www.cnpc.com.cn/Resource/eng/img/07AnnualReport/2007PDF.pdf>; and China National Petroleum Corporation website, <http://www.cnpc.com.cn/eng/cnpcworldwide/africa/Sudan/>. The figures in the annual report and on the website are the same, but it is not clear which year the website figure applies to
-
- 77 China National Petroleum Corporation website, <http://www.cnpc.com.cn/eng/cnpcworldwide/africa/Sudan/>
-
- 78 China National Petroleum Corporation, Annual report 2005, page 47, <http://www.cnpc.com.cn/Resource/eng/img/AnnualReport/2005%20Annual%20Report.pdf>
-
- 79 Petrodar website, <http://www.petrodar.com/>, which states that the first shipment of Dar blend through Bashayer terminal took place in August 2006. European Coalition on Oil in Sudan, Sudan's Oil Industry: Facts and Analysis, April 2008; and Reuters, Sudan doubles crude exports to China in 2007, 22 January 2008, back up this statement
-
- 80 US Department of Energy, Energy Information Administration, <http://www.eia.doe.gov/emeu/ipsr/te2.xls>
-
- 81 Ministry of Finance and National Economy, http://www.mof.gov.sd/topics_show_E.php?topic_id=1, file 'Template 2005'
-
- 82 Ministry of Finance and National Economy, http://www.mof.gov.sd/topics_show_E.php?topic_id=1, file 'IMF report Jan up to September [sic] 2008'. The report states that 8,257,884 barrels of oil were produced by block 6 between January and August 2008
-
- 83 China National Petroleum Corporation website, <http://www.cnpc.com.cn/eng/cnpcworldwide/africa/Sudan/>
-
- 84 US Geological Survey, 2005 Minerals Yearbook, Sudan, August 2007, <http://minerals.usgs.gov/minerals/pubs/country/2005/sumyb05.pdf> states that production in block 6 in 2005 was "at a rate of about 10,000 bbl/d".
-
- 85 See, for example, ONGC Videsh, Annual report 2007-2008, part I, pages 10 and 12, http://www.ongcvidesh.com/Reports/OVL_Annual_Report_2007-08-Part_I.pdf
-
- 86 See, for example, Petroliam Nasional Berhad, Summary of consolidated financial results for year ended March 31 2008, [http://www.petronas.com/internet/corp/centralrep2.nsf/f0d5fd0d9c25fbd48256ae90025ee04/2b3caac313db597148256be60015256c/\\$FILE/Financial_Results_USD_FY2008.pdf](http://www.petronas.com/internet/corp/centralrep2.nsf/f0d5fd0d9c25fbd48256ae90025ee04/2b3caac313db597148256be60015256c/$FILE/Financial_Results_USD_FY2008.pdf)
-
- 87 Greater Nile Petroleum Operating Company website, <http://www.gnpoc.com/oilField.asp?glink=GL002&tlink=PL012>
-
- 88 The Khartoum government transferred \$1,457 million to the Government of Southern Sudan in 2007 [Monthly reports of the Joint Technical Committee on Oil Revenue Distribution]. If this was only 90% of its dues, it would be owed an extra \$162 million
-
- 89 Global Witness correspondence with Lloyd's Register, May 2009
-
- 90 United Nations Mission in Sudan, The CPA Monitor, <http://www.unmis.org/english/cpaMonitor.htm>
-
- 91 International Crisis Group, Sudan's Comprehensive Peace Agreement: Beyond the Crisis, 13 March 2008, quoting an interview carried out in Khartoum 20 February 2008
-
- 92 International Crisis Group, Sudan's Comprehensive Peace Agreement: Beyond the Crisis, 13 March 2008
-
- 93 Global Witness interviews with member of the Government of Southern Sudan and a civil servant, December 2008
-
- 94 Global Witness interview with member of the Government of Southern Sudan, December 2008
-
- 95 Global Witness interview with member of the Government of Southern Sudan, December 2008
-
- 96 Whereas government revenue from oil in the south is split half and half between Khartoum and Juba (after taking into account the 2% to the oil-producing states and revenue to the ORSA), government revenue from oil from Abyei was agreed to be split 50% to the national

government, 42% to the southern government, 2% to each of the oil-producing areas (Western Kordofan in the north and Bahr el Ghazal region in the south) and 2% to each of the ethnic groups in the area, the Misseriya and the Ngok Dinka. Note that Western Kordofan no longer exists; it has been subsumed into Northern Kordofan and Southern Kordofan, which was created by the CPA. The oil-producing areas are now within Southern Kordofan. The oil-producing state within Bahr el Ghazal region is Unity State

- 97** The north-south border was supposed to be agreed upon by July 2005 and demarcated with concrete pillars by April 2009. The final report of the Ad Hoc North/South Border Technical Committee was due in November 2008 but remains outstanding [United Nations Security Council, Report of the Secretary-General on the Sudan, 17 April 2009]. (Note that the Chatham House report said that the report was submitted but that its recommendations are likely to be disputed, Chatham House, *Against the Gathering Storm: Securing Sudan's Comprehensive Peace Agreement*, 9 January 2009.) Either way, the point is that the Ad Hoc Committee is, in the words of the head of the Assessment and Evaluation Commission "stuck" [Sudan Tribune, 29 April 2009].
- 98** Sudan Tribune, South Sudan cabinet passes Security Strategy document, 20 February 2009, <http://www.sudantribune.com/spip.php?article30238>
- 99** United Nations Mission in Sudan, In Sudan, July 2008, <http://www.unmis.org/English/2008Docs/inSUDAN-08-july-en.pdf>
- 100** Chatham House, *Against the Gathering Storm: Securing Sudan's Comprehensive Peace Agreement*, 9 January 2009
- 101** United Nations Security Council, Report of the Secretary-General on the Sudan, 17 April 2009, <http://daccessdds.un.org/doc/UNDOC/GEN/N09/299/93/PDF/N0929993.pdf?OpenElement>
- 102** United Nations Integrated Regional Information Networks, Fallout scenarios, 20 March 2009, <http://www.irinnews.org/Report.aspx?ReportId=83556>
- 103** The ABC report concludes that:
- The northern boundary is a straight line at approximately latitude 10 22'30"N, on the basis that it divides the shared area between 10 10'N and 10 35'N in half. The Commission stated that the Ngok Dinka and Misseriya should retain their grazing rights in this shared area. This does not, however, affect the sharing of oil revenues and so is not marked on the map
 - The western boundary shall be the Kordofan-Darfur boundary as it was defined on 1 January 1956
 - The southern boundary shall be the Kordofan-Bahr el Ghazal-Upper Nile boundary as it was defined on 1 January 1956
 - The eastern boundary shall extend the line of the Kordofan-Upper Nile boundary at approximately longitude 29 32'15"E northwards until it meets latitude 10 22'30"N.
- The state boundaries on the map are taken from a 2006 map of the UN Office for the Coordination of Humanitarian Affairs, http://www.unsudanig.org/library/mapcatalogue/sudan/data/planning/Map772SudanPlanningMap_A0_21Nov06.pdf
- 104** Coordinates for the boundaries of Abyei within the Roadmap follow the state boundaries along the southern edge until 29 15' E and 9 45' N. The north-east corner is at 29 15' E and 10 09' N. The northern edge has points at a) 29 00' E and 10 11' N, b) 28 45' E and 10 09' N, c) 28 30' E and 10 11' N, and d) 28 15' E and 10 09' N. The north-west corner is at 28 00' E and 10 11' N.
- The state boundaries on the map are taken from a 2006 map of the UN Office for the Coordination of Humanitarian Affairs, http://www.unsudanig.org/library/mapcatalogue/sudan/data/planning/Map772SudanPlanningMap_A0_21Nov06.pdf
- 105** The Road Map for Return of IDPs and Implementation of Abvei Protocol, Khartoum, 8 June 2008
- 106** International Crisis Group, Sudan: Breaking the Abyei Deadlock, 12 October 2007
- 107** BBC Monitoring quoting Nairobi-based Sudan Radio Service interview with Stephen Kuina Garjik, 27 July 2009
- 108** World Bank, Sudan Public Expenditure Review: Synthesis Report, December 2007
- 109** Ministry of Finance and National Economy, Sudan Petroleum Unit, available from http://www.mof.gov.sd/topics_show_E.php?topic_id=1#, form "Petroleum2007 pound"
- 110** Ministry of Finance and National Economy, was available from http://www.mof.gov.sd/topics_show_E.php?topic_id=1#, form "Template 2007". This document was no longer available on this website at the time of going to print. The document states that four exports of Dar blend were made in February 2007:
- 137,402 barrels for 16 cents a barrel
 - 764,929 barrels for 15 cents a barrel
 - 151,982 barrels for 23 cents a barrel
 - 797,470 barrels for 23 cents a barrel
- 111** Ministry of Finance and National Economy, was available from http://www.mof.gov.sd/top-ics_show_E.php?topic_id=1#, form "Template 2007". This document was no longer available on this website at the time of going to print. The document states that one export of Dar blend was made in January 2007 of 1,093,520 barrels for \$37.31 a barrel
- 112** Global Witness interview with oil analyst, July 2008; World Bank, Sudan Public Expenditure Review: Synthesis Report, December 2007; European Coalition on Oil in Sudan, Fact Sheet II: The Economy of Sudan's Oil Industry, October 2007
- 113** Global Witness interview with journalist, June 2008
- 114** Global Witness interview with oil analyst, July 2008
- 115** Global Witness interview with oil analyst, July 2008. In addition, the European Coalition on Oil in Sudan report 'Fact Sheet II: The Economy of Sudan's Oil Industry', October 2007, notes that China was the sole purchaser of Dar blend for the first two months of production
- 116** Global Witness interview with oil analyst, July 2008
- 117** Talisman Energy, Corporate Social Responsibility, 2001. The report was available on <http://www.talisman-energy.com/responsibility/?disclaimer=1> but no longer appears to be

- 118** Talisman Energy, Corporate Social Responsibility, 2001. The report was available on <http://www.talisman-energy.com/responsibility/?disclaimer=1> but no longer appears to be. The oil consortium used the weighted average FOB price for their calculations, which covered the same time period as the government's figures
-
- 119** Coalition for International Justice, Soil and Oil: Dirty Business in Sudan, February 2006. Available from http://www.ecosonline.org/back/pdf_reports/2006/reports/Soil_and_Oil_Dirty_Business_in_Sudan.pdf
-
- 120** Talisman Energy, 2002 Corporate Responsibility Report. The report was available on <http://www.talisman-energy.com/responsibility/?disclaimer=1> but no longer appears to be
-
- 121** Woodrow Wilson International Center for Scholars, Implementing Sudan's Comprehensive Peace Agreement: Prospects and Challenges, May 2008; and International Crisis Group, Sudan's Comprehensive Peace Agreement: The Long Road Ahead, 31 March 2006
-
- 122** Global Witness interviews with NGO workers, 2008
-
- 123** Rim Crude Intelligence Daily, Market commentary: African / European / Russian / Americans crude, 23 July 2007
-
- 124** Sinochem website, <http://www.sinochem.com/tabid/615/Default.aspx>. Sinochem is 100% Chinese state-owned
-
- 125** Sinopec website, http://english.sinopec.com/about_sinopec/subsidiaries/subsidiaries_joint_ventures/20080326/3083.shtml. Unipecc is wholly owned by Sinopec which is 75% Chinese state-owned
-
- 126** Chinaoil website, http://www.chinaoil.com.cn/zly_en/zgs/about.asp
-
- 127** Rim Crude Intelligence Daily, Market commentary: African / European / Russian / Americans crude, 2 November 2007
-
- 128** International Crisis Group, Sudan's Comprehensive Peace Agreement: Beyond the Crisis, 13 March 2008, quoting an interview carried out in Khartoum 20 February 2008
-
- 129** Global Witness interviews with a member of the Government of Southern Sudan and a civil servant, December 2008
-
- 130** In addition, the Government of Southern Sudan also owes money to the national government from the sharing of non-oil revenue (customs duties, airport taxes etc) that are specified in the peace agreement. The arrears are likely to be considerably less than the oil-related arrears. In April 2008, it was announced by the Chair of the FFAMC that the national and southern governments had established a Joint Non-Oil Revenue Sharing Committee, equivalent to the committee that already exists for oil revenues. [Assessment and Evaluation Commission, Mid Term Evaluation Report, July 2008]
-
- 131** March 2009 report for the Technical Committee on Wealth Sharing which quotes an exact figure of \$179,870,000.
-
- 132** Government of Southern Sudan, Ministry of Finance and Economic Planning, Draft budget 2009. \$180 million is equivalent to 421 million Sudanese pounds. The 2009 budget for education is 270 million Sudanese pounds; health is 175 million Sudanese pounds.
-
- 133** Sudan Tribune, South Sudan takes measures in a bid to avert financial crisis, 8 April 2009, quoting government spokesperson Gabriel Changson Chang who attended an extraordinary cabinet meeting on 7 April 2009 where a report of the Ministerial Committee formed to manage the financial crisis in Southern Sudan was discussed and it was resolved to engage the national government at the highest levels to recover the arrears. <http://www.sudantribune.com/spip.php?article30802>
-
- 134** Sudan Tribune, South Sudan in "serious" financial crisis, govt takes measures, 28 March 2009 quoting Aggrey Sabuni Tisa, Undersecretary for Planning in the Government of Southern Sudan at a joint cabinet meeting. Tisa quoted the figure in Sudanese pounds – as 15 million Sudanese pounds per month. <http://www.sudantribune.com/spip.php?article30665>; and Sudan Tribune, South Sudan takes measures in a bid to avert financial crisis, 8 April 2009, quoting GOSS spokesperson, Gabriel Chagson Chang, <http://www.sudantribune.com/spip.php?article30802>
-
- 135** Sudan Vision, Sudanese Finance Ministry says oil revenues "transferred" to southern region, 2 June 2009. See <http://news.tradingcharts.com/futures/2/0/125249702.html>
-
- 136** BBC News (Middle East Monitor), Al-Bashir pledges to give south Sudan all its oil share, 31 August 2008
-
- 137** Reuters, Sudan flashpoint oil town starved of funding – officials, 31 January 2009. The article quotes Luka Biong, Minister for Presidential Affairs in the southern government. <http://uk.reuters.com/article/oilRpt/idUKLV32036520090131>
-
- 138** United Nations Security Council, Report of the Secretary-General on the Sudan, 17 April 2009, <http://daccessdds.un.org/doc/UNDOC/GEN/N09/299/93/PDF/N0929993.pdf?OpenElement>
-
- 139** United Nations Security Council, Report of the Secretary-General on the Sudan, 17 April 2009, <http://daccessdds.un.org/doc/UNDOC/GEN/N09/299/93/PDF/N0929993.pdf?OpenElement>
-
- 140** Global Witness interview with civil servant, December 2008
-
- 141** Global Witness interviews with members of the Government of Southern Sudan, December 2008
-
- 142** Global Witness interviews with journalists and members of civil society and the international community, August and December 2008. The issue is also mentioned, without mentioning company names, in the International Herald Tribune, To halt Sudan's atrocities, follow the money, 22 August 2006
-
- 143** International Monetary Fund, Guide on Resource Revenue Transparency, June 2005, pages 19, 22 and 23, <http://www.imf.org/external/pubs/ft/grrt/eng/O60705.pdf>
-
- 144** International Monetary Fund, Guide on Resource Revenue Transparency, June 2005, page 19, <http://www.imf.org/external/pubs/ft/grrt/eng/O60705.pdf>
-
- 145** Global Witness interview with member of the Government of Southern Sudan, December 2008. The CPA gives representatives of the SPLM the right to access the contracts, and says that the representatives shall have the right to engage technical experts and that all those who have access to the contracts will sign confidentiality agreements

- 146 Global Witness interviews with member of the Government of Southern Sudan and a civil servant, December 2008
- 147 Monthly reports of the Joint Technical Committee for Oil Revenue Distribution
- 148 Global Witness interview with member of the Government of Southern Sudan, December 2008.
- 149 Global Witness interview with a diplomat, August 2008. The issue was raised at the August 2008 meeting.
- 150 Global Witness interview with member of the Government of Southern Sudan, December 2008
- 151 Global Witness, personal communication with a Sudanese oil expert, June 2009
- 152 European Coalition on Oil in Sudan, Greater Nile Petroleum Operating Company (GNPOC), http://www.ecosonline.org/index.cfm?event=showcompaniesdetail&page=companiesdetail&company_id=18
- 153 Monthly reports of the Joint Technical Committee for Oil Revenue Distribution
- 154 Monthly reports of the Joint Technical Committee for Oil Revenue Distribution
- 155 PFC Strategic Studies, Sudan: Projected Oil Production and Revenues, Summary, August 2002, page 23, by Michael Rodgers. Available from http://www.csis.org/media/csis/pubs/0208_SudanPFCSum.pdf
- 156 PFC Strategic Studies, Sudan: Projected Oil Production and Revenues, Summary, August 2002, page 27, by Michael Rodgers. Available from http://www.csis.org/media/csis/pubs/0208_SudanPFCSum.pdf
- 157 International Crisis Group, Sudan: Breaking the Abyei Deadlock, 12 October 2007
- 158 Republic of Sudan, Ministry of Finance and National Economy Petroleum Unit. GOSS Share From Crude Oil Revenues, September 2008, published October 2008
- 159 Republic of Sudan, Ministry of Finance and National Economy Petroleum Unit. GOSS Share From Crude Oil Revenues, March 2009
- 160 Global Witness interviews with NGO workers and Sudan analysts, 2008
- 161 Global Witness interviews with diplomats, August and December 2008
- 162 Global Witness interview with member of the National Petroleum Commission, December 2008
- 163 Resolutions 9 and 11 of the National Petroleum Commission, 17 June 2007, reproduced in the report. It appears that Sudapet's stake has been reduced from 20% to 10% in order to make way for the Government of Southern Sudan in block B. Lundin's 2007 annual report states that all of the equity partners in block 5B agreed to reduced their holding, on a pro rata basis, to make way for Nilepet's 10% stake [page 17, http://www.lundinpetroleum.com/Documents/ar_2007_e.pdf]. However the 2008 annual report still reports that Lundin's equity stake in the block is 24.5%, as it was before, making it unclear whether or not the 10% stake has been passed to Nilepet
- 164 Sudan Tribune, South Sudan establishes Nile Petroleum Corporation Board, 14 November 2008, <http://www.sudantribune.com/spip.php?article29256>. People appointed to the board were: the Minister of Energy and Mining, John Luk Jok (chair); the Minister of Finance and Economic Planning, Kuol Athian Mawien; the Minister of Commerce and Industry, Anthony Lino Makana; the Minister of Labour, Public Service and Human Resource Development, Awut Deng Acuil; the Governor of the Bank of Southern Sudan, Elijah Malok Aluong; the Chair of the Southern Sudan Reconstruction and Development Fund, Dr David Nailo Mayo; the Secretary General of the Southern Sudan Investment Authority, Emmanuel Bol; Kuong Daniel Gatluak, of the Office of GoSS President; and Bol Wek Agoth, of the Office of GoSS President. The decree also states that each of the Oil Producing States in Southern Sudan shall have one representative in the board.
- 165 Norwegian Agency for Development Cooperation (NORAD), Oil for Development annual report 2007-2008
- 166 World Bank, Sudan Public Expenditure Review: Synthesis Report, December 2007
- 167 International Monetary Fund, Sudan: 2007 Article IV Consultation and Staff-Monitored Program, October 2007, <http://www.imf.org/external/pubs/cat/longres.cfm?sk=21397.0>; and Sudan: First Review of Performance Under the 2007-08 Staff-Monitored Program, June 2008, <http://www.imf.org/external/pubs/cat/longres.cfm?sk=22011.0>
- 168 National Audit Office, Report of the Auditor General, The accounts of the States for the Financial Year 2003
- 169 Sudan Tribune, South Sudan passes no confidence vote against Auditor General, 12 December 2007. <http://www.sudantribune.com/spip.php?article25180>
- 170 United Nations Mission in Sudan, The CPA Monitor, <http://www.unmis.org/english/cpaMonitor.htm>. The Auditor General was removed from post in February 2008 by the President of the southern government following a vote of no confidence by the Legislative Assembly in December 2007. The Secretary General of the southern government is acting in a caretaker role, but does not audit government accounts nor report on his findings
- 171 Global Witness telephone conversation with PKF, 9 December 2008; Economist Intelligence Unit, County report: Sudan, August 2008; and Government of Southern Sudan Ministry of Finance and Economic Planning, Draft Budget 2009, page 34
- 172 Government of Southern Sudan, Ministry of Finance and Economic Planning, Draft budget 2009, page 34
- 173 Monthly reports of the Technical Committee on Wealth Sharing. Note that the amounts transferred to the oil-producing states have been less in 2009 due to the lower oil prices. For example, in March 2009, Upper Nile State was due \$512,000, Southern Kordofan State \$1,977,000 and Unity State \$2,600,000
- 174 Global Witness interviews with member of international community and an NGO worker, December 2008
- 175 Global Witness interview with member of the international community, December 2008
- 176 Global Witness interview with NGO workers, December 2008
- 177 Government of Southern Sudan 2009 budget speech, presented to the Southern Sudan Legislative Assembly

by Kuol Athian Mawien, who was at the time Minister of Finance and Economic Planning, 10 December 2008

- 178** Government of Southern Sudan, Ministry of Finance and Economic Planning, Draft budget 2009, page 55
- 179** Monthly reports of the Technical Committee on Wealth Sharing
- 180** Ministry of Finance and National Economy, 'Government of Southern Sudan oil revenue share, December 2007' http://www.mof.gov.sd/topics_show_E.php?topic_id=1. The quoted figure is the sum of the transfers to the southern government for their share in exported oil of \$1,061,450,000 and transfers to the southern government for their share in revenues from oil sold to local refineries of \$396,380,000. The AEC also reported that, according to information provided by the Fiscal and Financial Allocation and Monitoring Commission (FFAMC), the allocation of revenue to the southern government for 2007 was 2.798 billion Sudanese pounds, or about \$1.4 billion
- 181** Auditor General's summary of the annual report on the final accounts of the national government for the financial year ending 31 December 2007, presented to National Assembly. The report states that the transfers to the southern government in 2007 were 3,357,000,000 SDG. This equates to \$1.724 bn using the average 2007 exchange rate of \$1:0.51366 SDG from www.oanda.com. This figure includes all transfers, not just oil transfers. This cannot explain the difference in the figures though as non-oil transfers to the southern government were budgeted to be 8 million SDG in 2007, only 0.28% of total budgeted transfers. [Government of National Unity 2008 Budget Preparation. From table 8, Actual Performance for the General Expenditure, 2007]
- 182** Global Witness interview with oil analyst, July 2008
- 183** World Bank, Sudan Public Expenditure Review: Synthesis Report, December 2007. And: From December 2006 to February 2008 the balance of the account was around \$50-\$100 million, despite the fact that the total deposits during this time were approximately \$600 million. Between March and August 2008, a larger account balance was built up, of between \$250 million and \$500 million. This is still considerably smaller than it could have been though: the account balance represents one or two months' savings; the rest was withdrawn, even during this period of record high oil prices. [Sources: IMF First Review of Performance Under the 07-08 Staff Monitoring Program, June 08 and Ministry of Finance and National Economy, GOSS Share From Crude Oil Revenues, Sept 08.] It should also be noted, though, that in addition to the savings in the ORSA, the Government of Southern Sudan saved approximately \$200-300m when oil prices were high in 2008 in a futures account.
- 184** The Economist, Fear of Fragmentation, 11 April 2009; Sudan Tribune, Sudan's SPLM soldiers stage pay protest, 26 March 2009
- 185** The report produced by the Ministry of Finance and National Economy for the monthly meetings of the technical wealth sharing committee states that 'all proceeds from exported oil of blocks 1,2,4' are deposited into the ORSA; blocks 1, 2 and 4 account for the majority (but not all) of Nile blend. In addition to this, there is also Nile blend oil from block 5A and Dar blend from blocks 3 and 7. In addition, the IMF also states that the Sudanese government says that the ORSA specifically comes from Nile blend revenues [IMF, First Review of Performance Under the 2007-08 Staff-Monitored Program, June 2008]. Figures published on the national Ministry of Finance and National Economy's website back up these assertions. They show the amount of money added to the ORSA from individual exports of oil, with only exports of Nile blend being listed, not Dar blend, even though the price of Dar blend in 2008 was higher than the benchmark price of \$63 per barrel
- 186** When the national government withdraws from the account, it transfers a proportion of the withdrawal to the southern government, regardless of whether GOSS needs the funds at that time [Global Witness interviews with members of the international community; and World Bank, Sudan Public Expenditure Review: Synthesis Report, December 2007
- 187** Assessment and Evaluation Commission, Mid Term Evaluation Report, July 2008
- 188** Assessment and Evaluation Commission, Mid Term Evaluation Report, July 2008
- 189** Sudan Tribune, South Sudan VP says agreement nears on referendum law, 16 April 2009. The article quotes Vice President Riek Machar as saying that the current law governing the Central Bank of Sudan deprives the Bank of Southern Sudan from owning national reserves <http://www.sudantribune.com/spip.php?article30895>
- 190** Sudan Tribune, South Sudan VP says agreement nears on referendum law, 16 April 2009 <http://www.sudantribune.com/spip.php?article30895>
- 191** Speech by the Special Representative of the UN Secretary General and head of the United Nations Mission in Sudan, Ashraf Jehangir Qazi, London, 2009, reported to Global Witness by a person present at the speech.
- 192** International Crisis Group, Sudan: Breaking the Abyei Deadlock, 12 October 2007
- 193** Chatham House, Against the Gathering Storm: Securing Sudan's Comprehensive Peace Agreement, 9 January 2009, quoting an interview with an UNMIS official
- 194** Chatham House, Against the Gathering Storm: Securing Sudan's Comprehensive Peace Agreement, 9 January 2009
- 195** Norwegian Agency for Development Cooperation (NORAD), Oil for Development annual report 2007-2008
- 196** Global Witness interview with member of international community, December 2008
- 197** March 2009 report to the Joint Technical Committee on Oil Revenue Distribution
- 198** March 2009 report to the Joint Technical Committee on Oil Revenue Distribution
- 199** Vanguard (Nigeria), NIETI [sic] (Nigeria Extractive Industries Transparency Initiative) Saves Nigeria \$1 Billion - Okogwu, 2 January 2007
- 200** International Monetary Fund, Sudan: First Review of Performance Under the 2007-08 Staff-Monitored Program, June 2008, <http://www.imf.org/external/pubs/cat/longres.cfm?sk=22011.0>
- 201** International Monetary Fund. Sudan: 2007 Article IV Consultation and Staff-Monitored Program, October

- 2007, <http://www.imf.org/external/pubs/cat/longres.cfm?sk=21397.0>; and Sudan: First Review of Performance Under the 2007-08. The government said that it could not provide the full audits to the IMF because of legal constraints [Global Witness communication with Sudan oil expert, June 2009]. Staff-Monitored Program, June 2008, <http://www.imf.org/external/pubs/cat/longres.cfm?sk=22011.0>
-
- 202** World Bank, Sudan Public Expenditure Review: Synthesis Report, December 200, http://siteresources.worldbank.org/INTSUDAN/Resources/SD_PER_synthesis_report.pdf
-
- 203** World Bank, Sudan Public Expenditure Review: Synthesis Report, December 2007, http://siteresources.worldbank.org/INTSUDAN/Resources/SD_PER_synthesis_report.pdf
-
- 204** United Nations Commodity Trade Statistics Database, <http://comtrade.un.org/db/>
-
- 205** The Bank of Sudan listed the values of petroleum products exported during 2006 as being: Japan \$515,704,000; Switzerland \$15,971,000; Ethiopia \$50,101,000; China \$1,670,711,000; Lebanon \$793,000; United Arab Emirates \$45,141,000; Other Asian countries \$15,530,000. Of these, customs data could not be obtained for Ethiopia, Lebanon or UAE, which represent 5.4% of total exports, by value. These data are no longer on the Bank of Sudan's website, but are reproduced in European Coalition on Oil in Sudan, Fact Sheet II: The Economy of Sudan's Oil Industry, October 2007. The Bank of Sudan also listed the values of petroleum products exported between Jan–Sept 2007 as being: Italy \$1,053,000; Japan \$388,335,000; Netherlands \$52,097,000; Eritrea \$53,000; Ethiopia \$27,729,000; China \$5,024,828,000; Lebanon \$609,000; UAE \$182,839,000. Of these, customs data could not be obtained for Eritrea, Ethiopia, Lebanon or UAE, which represent 3.7% of total exports, by value
-
- 206** US Department of Energy, Energy Information Administration, <http://www.eia.doe.gov/emeu/ipsr/te2.xls>
-
- 207** Bank of Sudan, annual report 2006, page 24, <http://www.cbos.gov.sd/english/Periodicals/annual/annual06e/appendix.pdf>. The report quotes a full figure of 90,085,298 barrels of oil exported in 2006
-
- 208** United Nations Commodity Trade Statistics Database, <http://comtrade.un.org/db/>. Japan 45,800,555 barrels; China 36,112,313 barrels; South Korea 3,245,930 barrels; India 1,162,847 barrels; Indonesia 1,151,982 barrels
-
- 209** Bank of Sudan annual report 2007, quoting the Sudan customs authority <http://www.cbos.gov.sd/english/Periodicals/annual/annual07.pdf>
-
- 210** All data from United Nations Commodity Trade Statistics Database, <http://comtrade.un.org/db/>, apart from Indonesia which had not reported to this database for 2007 at time of publication. Indonesia data purchased from Data Trade Services; the data originates from the same source as the United Nations Commodity Trade Statistics Database: the customs organisations of the importing countries. China 76,780,372 barrels; Japan 37,487,972 barrels; South Korea 5,759,114 barrels; India 3,874,213 barrels; Indonesia 3,566,635 barrels; Malaysia 757,826 barrels; EU-27 318,992 barrels
-
- 211** Ministry of Finance and National Economy data. Exports have been calculated as the total production (from all blocks) minus sales to refineries. Production and domestic consumption data from http://www.mof.gov.sd/topics_show_E.php?topic_id=1, file "GOSS share from oil revenue Dec 08". This is the data presented to the Joint Technical Committee for Oil Revenue Distribution. It states that total production in 2008 from all blocks except block 6 was 155,658,086 barrels and sales to refineries from all blocks except block 6 was 20,458,000 barrels
-
- 212** Data from the United Nations Commodity Trade Statistics Database, <http://comtrade.un.org/db/> (Malaysia and EU-27), Data Trade Services (China, Japan, Indonesia), Infodriveindia.com (India), South Korean customs online (South Korea, http://english.customs.go.kr/kcsweb/user.tdf?a=user.itemimportexport.ItemImportExportApp&tc=1001&mc=ENGLISH_INFORMATION_TRADE_040). China 78,239,964 barrels; Japan 38,160,310 barrels; Indonesia 5,619,359 barrels; India 3,238,319 barrels; South Korea 1,548,024 barrels; Malaysia 621,329 barrels; EU-27 7 barrels
-
- 213** US Department of Energy, Energy Information Administration, <http://www.eia.doe.gov/emeu/ipsr/te2.xls>
-
- 214** US Department of Energy, Energy Information Administration, http://tonto.eia.doe.gov/dnav/pet/pet_pri_wco_k_w.htm
-
- 215** See, for example, any of the reports published by the Ministry of Finance and National Economy for the IMF on http://www.mof.gov.sd/topics_show_E.php?topic_id=1# such as 'IM report Jan up to September 2008' or 'Template for publication of Sudan oil sector data'

Global Witness is a UK-based non-governmental organisation which investigates the role of natural resources in funding conflict and corruption around the world.

References to 'Global Witness' in this report are to Global Witness Limited, a company limited by guarantee and incorporated in England (Company No. 2871809).

Global Witness Limited
6th Floor
Buchanan House
30 Holborn
London
EC1N 2HS

Email: mail@globalwitness.org

ISBN 978-0-9562028-5-7
Printed on 100% recycled paper

© Global Witness Limited, 2009



global witness

