

2022 Ibrahim Index of African Governance Index Report

30.2	64.9	32	18.5	59.5	31	1.2	76.1	52.4	35.1	5.2	18.5	100.0
45.1	66.7	45.3	36.5	74.1	52.8	66.5	66.7	76.1	47.2	25.6	44.0	59.2
18.1	100.0	18.1	28.6	69.4	46.1	87.5	11.2	58.3	63.9	11.1	52.6	100.0
22.0	80.3	22.3	30.6	33.3	22.6	45.4	22.4	31.2	22.9	10.5	27.3	50.0
18.9	99.2	27.7	58.9	23.6	87.5	48.7	44.9	49.0	57.4	14.6	28.7	32.6
38.4	59.2	26	42.3	56.7	60.2	63.8	84.9	57.6	59.6	24.1	44.7	58.6
27.4	71.4	26.2	35.7	60.7	63.1	66.7	100.0	56.0	59.5	21.4	42.5	50.0
46.3	31.9	50.1	36.9	60.9	63.4	80.1	73.5	54.8	43.9	13.1	38.0	84.5
49.0	100.0	33.3	71.2	59.7	59.8	78.7	86.2	59.4	45.2	17.9	49.2	77.8
25.0	70.8	0.0	50.5	62.5	65.0	12.5	64.5	75.0	62.0	37.5	47.4	12.5
44.6	21.9	20.3	17.1	39.7	50.0	80.9	100.0	42.6	87.2	30.8	46.7	68.0
50.4	73.6	44.1	42.3	66.1	55.0	72.8	68.5	57.4	50.7	30.2	47.2	76.2
87.4	77.4	81.2	57.6	90.8	53.5	85.3	76.2	59.6	56.3	56.2	55.6	89.4
98.7	51.9	99.1	41.8	98.7	45.8	100.0	83.0	5.6	47.6	85.1	58.8	100.0
88.8	2.2	84.1	21.0	92.6	26.1	63.8	83.1	21.0	20.1	6.3	38.9	100.0
99.8	35.1	99.1	49.9	99.9	82.5	9.8	91.2	91.9	85.0	68.6	79.2	100.0
49.8	66.9	40.7	67.1	73.8	76.8	8.5	70.6	43.5	73.2	32.2	67.1	71.9
99.7	93.3	81.8	70.7	89.2	59.5	64.6	87.8	81.8	67.9	89.0	65.3	75.2
48.8	75.0	39.9	75.0	64.7	29.6	76.4	41.5	59.0	44.2	24.8	24.1	88.5
36.3	75.7	50.9	34.7	70.9	58.2	87.5	68.7	69.8	41.5	32.4	52.7	93.5
1.6	69.3	39.4	25.5	47.6	68.4	67.4	64.6	65.8	45.7	1.8	52.1	98.2
65.8	73.7	29.6	35.6	47.4	39.3	75.8	36.2	50.3	21.1	21.1	31.9	81.5
69.1	90.2	56.3	42.7	89.4	66.5	68.5	78.7	64.6	41.1	33.3	50.3	100.0
62.8	91.8	31.1	47.8	58.3	64.1	67.9	91.4	44.2	73.8	28.7	79.1	67.6
57.4	53.2	32.0	22.1	74.7	52.8	91.3	72.4	59.1	26.0	31.5	50.2	90.2
26.9	82.2	29.2	34.6	52.0	48.0	65.9	44.3	53.4	45.3	15.6	35.6	68.4
30.2	64.9	32.7	18.5	59.5	31.0	81.2	76.2	52.4	35.1	16.2	18.5	100.0
45.1	66.7	45.3	36.5	74.1	52.8	66.5	66.7	76.1	47.2	25.6	44.0	59.2
18.1	100.0	18.1	28.6	69.4	46.1	87.5	11.2	58.3	63.9	11.1	52.6	100.0
22.0	80.3	22.3	30.6	33.3	22.6	45.4	22.4	31.2	22.9	10.5	27.3	50.0
18.9	99.2	27.7	58.9	23.6	87.5	48.7	44.9	49.0	57.4	14.6	28.7	32.6
38.4	59.2	26.0	42.3	56.7	60.2	63.8	84.9	57.6	59.6	24.1	44.7	58.6
27.4	71.4	26.2	35.7	60.7	63.1	66.7	100.0	56.0	59.5	21.4	42.5	50.0
31.9	50.1	36.9	60.9	63.4	80.1	73.5	54.8	43.9	13.1	38.0	84.5	
33.3	71.2	59.7	59.8	78.7	86.2	59.4	45.2	17.9	49.2	77.8		
0.0	50.5	62.5	65.0	12.5	64.5	75.0	62.0	37.5	47.4	12.5		
17.1	39.7	50.0	80.9	100.0	42.6	87.2	30.8	46.7	68.0			
47.4	39.3	75.8	36.2	50.3	21.1	21.1	31.9	81.5				
89.4	66.5	68.5	78.7	64.6	41.1	33.3	50.3	100.0				
64.1	67.9	91.4	44.2	73.8	28.7	79.1	67.6					
2.8	91.3	72.4	59.1	26.0	31.5	50.2	90.2					
48.0	65.9	44.3	53.4	45.3	15.6	35.6	68.4					
31.0	81.2	76.2	52.4	35.1	16.2	18.5	100.0					
66.5	68.5	78.7	64.6	41.1	33.3	50.3	100.0					
64.1	67.9	91.4	44.2	73.8	28.7	79.1	67.6					
52.8	91.3	72.4	59.1	26.0	31.5	50.2	90.2					
48.0	65.9	44.3	53.4	45.3	15.6	35.6	68.4					

JANUARY 2023

MO IBRAHIM FOUNDATION

Global Market Performance Report - Q3 2023														
North America			Europe				Asia			Oceania				
Region	Country	Market Size	GDP Growth	Unemployment	Inflation	Trade Balance	FDI Inflow	FDI Outflow	Exports	Imports	Current Account	Reserve Growth		
NA	USA	64.9	32.7	18.5	59.5	31.0	81.2	76.2	52.4	35.1	16.2	18.5	100.0	64.9
NA	Canada	66.7	45.3	36.5	74.1	52.8	66.5	66.7	76.1	47.2	25.6	44.0	59.2	66.7
NA	Mexico	100.0	18.1	28.6	69.4	46.1	87.5	11.2	58.3	63.9	11.1	52.6	100.0	100.0
EU	Germany	80.3	22.3	30.6	33.3	22.6	45.4	22.4	31.2	22.9	10.5	27.3	50.0	80.3
EU	France	99.2	27.7	58.9	23.6	87.5	48.7	44.9	49.0	57.4	14.6	28.7	32.6	99.2
EU	UK	59.2	26.0	42.3	56.7	60.2	63.8	84.9	57.6	59.6	24.1	44.7	58.6	59.2
EU	Italy	71.4	26.2	35.7	60.7	63.1	66.7	100.0	56.0	59.5	21.4	42.5	50.0	71.4
EU	Spain	31.9	50.1	36.9	60.9	63.4	80.1	73.5	54.8	43.9	13.1	38.0	84.5	31.9
EU	Netherlands	100.0	33.3	71.2	59.7	59.8	78.7	86.2	59.4	45.2	17.9	49.2	77.8	100.0
EU	Sweden	70.8	0.0	50.5	62.5	65.0	12.5	64.5	75.0	62.0	37.5	47.4	12.5	70.8
EU	Denmark	21.9	20.3	17.1	39.7	50.0	80.9	100.0	42.6	87.2	30.8	46.7	68.0	21.9
EU	Poland	73.6	44.1	42.3	66.1	55.0	72.8	68.5	57.4	50.7	30.2	47.2	76.2	73.6
EU	Czechia	77.4	81.2	57.6	90.8	53.5	85.3	76.2	59.6	56.3	56.2	55.6	89.4	77.4
EU	Hungary	51.9	99.8	41.8	98.7	45.8	100.0	83.0	53.6	47.6	85.1	58.8	100.0	51.9
EU	Greece	92.2	84.3	41.0	92.6	26.9	93.8	83.1	26.0	20.1	6.3	38.9	100.0	92.2
EU	Ireland	85.1	99.5	49.9	99.9	82.5	99.8	91.2	92.9	85.0	68.6	79.2	100.0	85.1
EU	Portugal	66.9	40.7	67.1	73.8	76.8	68.5	70.6	43.5	73.2	32.2	67.1	71.9	66.9
EU	Finland	93.3	81.8	70.7	89.2	59.5	64.6	87.8	81.8	67.9	89.0	65.3	75.2	93.3
EU	Austria	75.0	39.9	75.0	64.7	29.6	76.4	41.5	59.0	44.2	24.8	24.1	88.5	75.0
EU	Belgium	75.7	50.9	34.7	70.9	58.2	87.5	68.7	69.8	41.5	32.4	52.7	93.5	75.7
EU	Luxembourg	69.3	39.4	25.5	47.6	68.4	67.4	64.6	65.8	45.7	1.8	52.1	98.2	69.3
EU	Slovenia	73.7	29.6	35.6	47.4	39.3	75.8	36.2	50.3	21.1	21.1	31.9	81.5	73.7
EU	Cyprus	90.2	56.3	42.7	89.4	66.5	68.5	78.7	64.6	41.1	33.3	50.3	100.0	90.2
EU	Malta	91.8	31.1	47.8	58.3	64.1	67.9	91.4	44.2	73.8	28.7	79.1	67.6	91.8
EU	Estonia	53.2	32.0	22.1	74.7	52.8	91.3	72.4	59.1	26.0	31.5	50.2	90.2	53.2
EU	Lithuania	82.2	29.2	34.6	52.0	48.0	65.9	44.3	53.4	45.3	15.6	35.6	68.4	82.2
EU	Slovakia	64.9	32.7	18.5	59.5	31.0	81.2	76.2	52.4	35.1	16.2	18.5	100.0	64.9
EU	Slovenia	66.7	45.3	36.5	74.1	52.8	66.5	66.7	76.1	47.2	25.6	44.0	59.2	66.7
EU	Cyprus	100.0	18.1	28.6	69.4	46.1	87.5	11.2	58.3	63.9	11.1	52.6	100.0	100.0
EU	Malta	80.3	22.3	30.6	33.3	22.6	45.4	22.4	31.2	22.9	10.5	27.3	50.0	80.3
EU	Estonia	99.2	27.7	58.9	23.6	87.5	48.7	44.9	49.0	57.4	14.6	28.7	32.6	99.2
EU	Lithuania	59.2	26.0	42.3	56.7	60.2	63.8	84.9	57.6	59.6	24.1	44.7	58.6	59.2
EU	Slovakia	71.4	26.2	35.7	60.7	63.1	66.7	100.0	56.0	59.5	21.4	42.5	50.0	71.4
EU	Slovenia	31.9	50.1	36.9	60.9	63.4	80.1	73.5	54.8	43.9	13.1	38.0	84.5	31.9
EU	Cyprus	100.0	33.3	71.2	59.7	59.8	78.7	86.2	59.4	45.2	17.9	49.2	77.8	100.0
EU	Malta	70.8	0.0	50.5	62.5	65.0	12.5	64.5	75.0	62.0	37.5	47.4	12.5	70.8
EU	Estonia	21.9	20.3	17.1	39.7	50.0	80.9	100.0	42.6	87.2	30.8	46.7	68.0	21.9
EU	Lithuania	73.7	29.6	35.6	47.4	39.3	75.8	36.2	50.3	21.1	21.1	31.9	81.5	73.7
EU	Slovakia	90.2	56.3	42.7	89.4	66.5	68.5	78.7	64.6	41.1	33.3	50.3	100.0	90.2
EU	Slovenia	91.8	31.1	47.8	58.3	64.1	67.9	91.4	44.2	73.8	28.7	79.1	67.6	91.8
EU	Estonia	53.2	32.0	22.1	74.7	52.8	91.3	72.4	59.1	26.0	31.5	50.2	90.2	53.2
EU	Lithuania	82.2	29.2	34.6	52.0	48.0	65.9	44.3	53.4	45.3	15.6	35.6	68.4	82.2
EU	Slovakia	64.9	32.7	18.5	59.5	31.0	81.2	76.2	52.4	35.1	16.2	18.5	100.0	64.9
EU	Slovenia	90.2	56.3	42.7	89.4	66.5	68.5	78.7	64.6	41.1	33.3	50.3	100.0	90.2
EU	Malta	91.8	31.1	47.8	58.3	64.1	67.9	91.4	44.2	73.8	28.7	79.1	67.6	91.8
EU	Estonia	53.2	32.0	22.1	74.7	52.8	91.3	72.4	59.1	26.0	31.5	50.2	90.2	53.2
EU	Lithuania	82.2	29.2	34.6	52.0	48.0	65.9	44.3	53.4	45.3	15.6	35.6	68.4	82.2

2022 Ibrahim Index of African Governance

—

Index Report

JANUARY 2023

MO IBRAHIM FOUNDATION

Contents

Introduction to the IIAG	7		
Overall Governance	12		
A decade of governance progress threatened by worsening security, democratic backsliding, and COVID-19	14		
Only improvement in human development and stronger economic foundations drive progress	15		
Further governance progress held hostage by deteriorating security situation and shrinking participatory environment	16		
Concerning trends among the best performing countries in <i>Overall Governance</i>	17		
Progress at <i>Overall Governance</i> level masks diverging trends at category level	17		
Spotlight: <i>Overall Governance</i> stalling since COVID-19	19		
Takeaway: Dr. Abdoulie Janneh, MIF Board Member, IIAG Advisory Council Chair	20		
Spotlight: <i>Overall Governance</i> and <i>Security & Rule of Law</i> : a key correlation	22		
Spotlight: Data gaps in key governance dimensions hinder assessment and policy progress	23		
Spotlight: Higher GDP does not necessarily indicate better governance	26		
Insight: Dr. Claire Melamed, CEO of the Global Partnership for Sustainable Development, IIAG Advisory Council Member	28		
Security & Rule of Law	30		
Africa is less safe and secure than 10 years ago, and the rule of law has weakened in the last five years	32		
Deteriorating security situation driven by rising violence against civilians and armed conflicts	33		
Governments are less accountable and transparent in 2021 than any time over the last ten years	34		
Alarm bells for rule of law and anti-corruption measures	34		
		Worsened performance in <i>Security & Safety</i> across the ranking table	35
		Spotlight: A concerning decade of recurring coups in the Sahel	36
		Spotlight: Key protests in Africa: youth challenge the status quo	38
		Spotlight: African countries with the longest serving presidents have poor levels of accountability and transparency	41
		Insight: Dr. Comfort Ero, President and CEO, International Crisis Group (ICG), IIAG Advisory Council Member	43
		Takeaway: H.E. Hifikepunye Pohamba, former President of Namibia, 2014 Ibrahim Laureate	45
		Takeaway: Aïcha Bah Diallo, former Minister of Education of Guinea, MIF Prize Committee Member	45
		Participation, Rights & Inclusion	46
		Democratic backsliding in Africa has accelerated since 2018	48
		Shrinking participatory environment drives decline	49
		Major restrictions on freedom of association and assembly since 2012	49
		Rights squeezed by constraints on freedom of expression	49
		Progress in women's equality brings hope	50
		Gambia and Seychelles buck the continental trend	51
		Insight: Elhadj As Sy, Chair of the Board, Kofi Annan Foundation	53
		Spotlight: Key democratic freedoms decline during election periods	55
		Spotlight: Despite better legal protection for women, violence persists	57
		Insight: H.E. Ellen Johnson Sirleaf, former President of Liberia, 2017 Ibrahim Laureate	59

Foundations for Economic Opportunity	60	Spotlight: COVID-19 laid bare Africa's weak health capacities	83
<i>Foundations for Economic Opportunity</i> gives cause for optimism, but huge challenges remain	62	Spotlight: The 'youthquake'	86
Improvement is driven by digital infrastructure, but transport network remains an area of concern	63	Spotlight: Urbanisation in Africa: a catalyst for prosperity or poverty?	88
Improving business environment masks concerning decline in labour relations	63	Spotlight: The challenge of food insecurity: almost 60% of Africa's citizens already food insecure	90
Positive strides in statistical capacity and civil registration systems	64	Spotlight: Africa's most climate vulnerable countries stuck in a poor governance trap	92
Mauritius & Tunisia: joint top scorers but on opposing trajectories	65	Insight: Achim Steiner, Administrator of the United Nations Development Programme (UNDP)	93
Spotlight: Less working poverty in Africa, but not enough jobs to go around	66	Insight: Tedros Adhanom Ghebreyesus, Director General of the World Health Organization (WHO)	95
Spotlight: African Continental Free Trade Area (AfCFTA): intra-continental trade still the lowest globally	69	Citizens' Voices	96
Spotlight: SDG7 - Access to Energy: current rates of progress still leave most of Africa off track	71	Africa's citizens increasingly dissatisfied with governance	96
Spotlight: Revenue mobilisation declines from an already low base, widening the development funding gap	73	Insecurity and corruption drive dissatisfaction	97
Takeaway: Prof. Horst Köhler, former Federal President of Germany, MIF Prize Committee Member	74	Synthesis of the methodology	100
Insight: Dr. Jing-Yong Cai, former CEO of the International Finance Corporation (IFC), MIF Board Member	75	Notes	101
		IIAG & Citizens' Voices indicator definitions & sources	102
		References	108
		Acronyms	111
		Project team	112
Human Development	76		
<i>Human Development</i> has improved every year since 2012, sustaining progress in all areas	78		
Health-related development targets and sustainable environment main drivers of improvement	79		
Progress in social protection and welfare on the back of a rise in decent housing	80		
<i>Education:</i> progress losing momentum since 2017	81		
Good news: six of the ten lowest scoring countries accelerated progress in the last five years	82		

Introduction to the IIAG

The Ibrahim Index of African Governance (IIAG), published every two years, is the most comprehensive dataset measuring African governance performance. It constitutes a framework for citizens, governments, institutions, academics and business to assess the delivery of public goods and services, and policy outcomes, across Africa.

The 2022 IIAG -in its 14th iteration- contains:

- The latest available decade of data: 2012-2021
- 54 countries
- A collection of 265 variables from 47 sources
- 81 indicators, 95% of which are clustered to provide a governance assessment supported by multiple proxy measurements
- 223,020 data points

The full 2022 IIAG dataset can be downloaded from the IIAG – downloads page on our website, or can be accessed online via the interactive IIAG data portal. Indicator scores, ranks and trends are made available for users to explore, measuring how African countries perform on a whole spectrum of thematic governance dimensions, from security to justice to rights and economic opportunity to health.

Measuring governance

The Mo Ibrahim Foundation (MIF) defines governance as the provision of the **political, social, economic and environmental goods** and services that every citizen has the right to expect from their state, and that a state has the responsibility to deliver to its citizens. The IIAG is concerned with operationalising these public goods mostly through outputs and outcomes of policy, as opposed to inputs or de jure indicators. Although the latter are selected in occasions when suitable output or outcome variables are not available. The framework of the IIAG has been constructed to reflect this definition and consists of four main categories or pillars of governance that make up the *Overall Governance* score: *Security & Rule of Law, Participation, Rights & Inclusion, Foundations for Economic Opportunity and Human Development*. These categories are comprised of 16 sub-categories.

Citizens' Voices

The IIAG is accompanied by a complementary Citizens' Voices dataset. This puts together 36 public perception variables sourced from Afrobarometer and serves to complement the IIAG results with citizens' perceptions and satisfaction with public services. As an external section meant to accompany the IIAG assessment, Citizens' Voices is calculated as a separate index with the same methodology as the IIAG, and its scores are not counted in the calculation of the IIAG scores.

Ibrahim Index of African Governance (IIAG)



OVERALL GOVERNANCE



SECURITY & RULE OF LAW

Category

Security & Safety

Sub-category



- Absence of Armed Conflict
- Absence of Violence against Civilians
- Absence of Forced Migration
- Absence of Human Trafficking & Forced Labour
- Absence of Crime

Indicators

Rule of Law & Justice



- Executive Compliance with the Rule of Law
- Impartiality of the Judicial System
- Judicial Processes
- Equality before the Law
- Law Enforcement
- Property Rights

Accountability & Transparency



- Institutional Checks & Balances
- Absence of Undue Influence on Government
- Civic Checks & Balances
- Disclosure of Public Records
- Accessibility of Public Records

Anti-Corruption



- Anti-Corruption Mechanisms
- Absence of Corruption in State Institutions
- Absence of Corruption in the Public Sector
- Public Procurement Procedures
- Absence of Corruption in the Private Sector



PARTICIPATION, RIGHTS & INCLUSION

Participation



- Freedom of Association & Assembly
- Political Pluralism
- Civil Society Space
- Democratic Elections

Rights



- Personal Liberties
- Freedom of Expression & Belief
- Media Freedom
- Digital Rights
- Protection against Discrimination

Inclusion & Equality



- Equal Political Power
- Equal Political Representation
- Equal Civil Liberties
- Equal Socioeconomic Opportunity
- Equal Access to Public Services

Women's Equality



- Political Power & Representation of Women
- Equal Rights & Civil Liberties for Women
- Socioeconomic Opportunity for Women
- Equal Access to Public Services for Women
- Laws on Violence against Women

Citizens' Voices (CV)



PUBLIC PERCEPTION OF OVERALL GOVERNANCE

Public Perception of Security & Rule of Law

Sub-section

- Public Perception of Security & Safety
- Public Perception of the Rule of Law
- Public Perception of Accountability
- Public Perception of Anti-Corruption

Indicators

Public Perception of Participation, Rights & Inclusion

- Public Perception of Elections & Freedom
- Public Perception of Inclusion & Equality
- Public Perception of Female Leadership



FOUNDATIONS FOR ECONOMIC OPPORTUNITY

Public Administration

- Civil Registration
- Capacity of the Statistical System
- Tax & Revenue Mobilisation
- Budgetary & Financial Management
- Effective Administration

Business & Labour Environment

- Regional Integration
- Economic Diversification
- Business & Competition Regulations
- Access to Banking Services
- Labour Relations
- Secure Employment Opportunities

Infrastructure

- Transport Network
- Access to Energy
- Mobile Communications
- Internet & Computers
- Shipping & Postal Network

Rural Economy

- Rural Land & Water Access
- Rural Market Access
- Rural Economy Support
- Rural Representation & Participation



HUMAN DEVELOPMENT

Health

- Access to Healthcare
- Access to Water & Sanitation
- Control of Communicable Diseases
- Control of Non-Communicable Diseases
- Child & Maternal Health
- Compliance with International Health Regulations

Education

- Equality in Education
- Education Enrolment
- Education Completion
- Human Resources in Education
- Education Quality

Social Protection & Welfare

- Social Safety Nets
- Poverty Reduction Policies
- Socioeconomic Inequality Mitigation
- Decent Housing
- Food Security

Sustainable Environment

- Promotion of Environmental Sustainability
- Enforcement of Environmental Policies
- Air Quality
- Sustainable Use of Land & Forests
- Land & Water Biodiversity Protection

Public Perception of Economic Opportunity Foundations

- Public Perception of Public Administration
- Satisfaction with Economic Opportunities
- Satisfaction with Infrastructure

Public Perception of Human Development

- Satisfaction with Health Provision
- Satisfaction with Education Provision
- Lived Poverty & Public Perception of Social Protection

Reading the IIAG results

Each of the following layers of analysis can be applied to all measures in the IIAG and are used for countries, as well as for groups such as the continent, African geographical regions and Regional Economic Communities (RECs).

1 → Scores and ranks

The IIAG scores quantify a country's performance for each governance measure each data year, expressed out of 100.0 (with 100.0 being always the best score). Rounded to one decimal point, scores are relative to each country's performance in relation to the other 54 African countries.

Ranks are calculated based on the respective scores and are expressed out of 54. When two or more countries have the same score, they share the same place in the ranking table (tied ranks).

2 → 10-year trends

The IIAG 10-year trends offer an additional layer of analysis to scores and ranks, as they quantify change in absolute score between the last and the first data years of the time series. The 2022 IIAG 10-year trends compare a country's performance for each governance measure in 2021 compared to 2012, offering an assessment of the change.

3 → Trend classifications

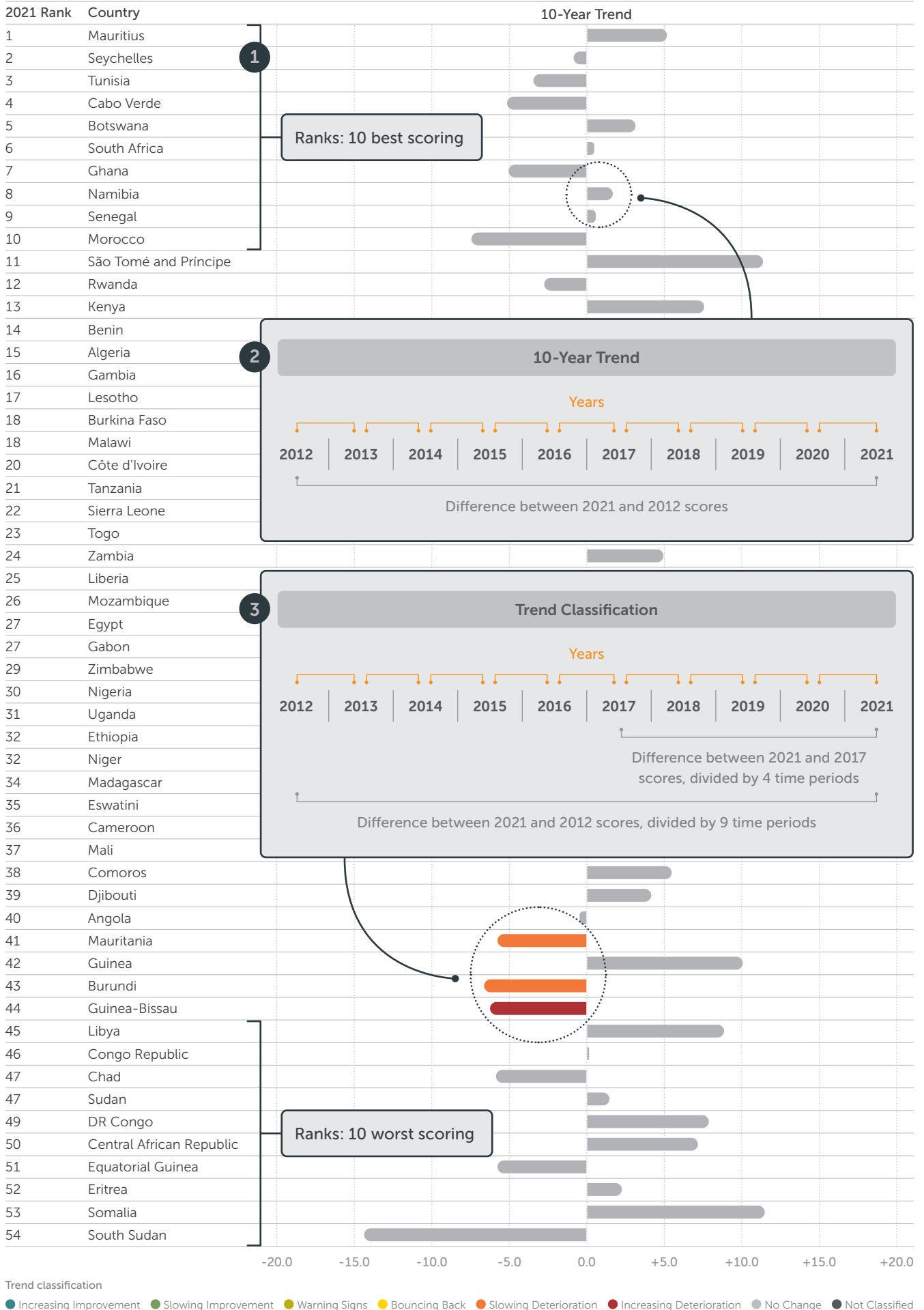
Trend classifications are a third layer of analysis, complementing scores, ranks and 10-year trends. The IIAG trend classifications serve to assess the mid-period trend (2017-2021 in the 2022 IIAG) in relation to the 10-year trend (2012-2021). The comparison of mid-period and full period trends help identify early signs of the direction and pace of country trajectories - 'trends within trends'.

Trend Classification	Characteristic
Increasing Improvement	Score is better in 2021 compared to 2012, with the rate of improvement increasing since 2017
Slowing Improvement	Score is better in 2021 compared to 2012, but the rate of improvement is slowing since 2017
Warning Signs	Score is better/no change in 2021 compared to 2012, but showing decline since 2017
Bouncing Back	Score is worse/no change in 2021 compared to 2012, but showing progress since 2017
Slowing Deterioration	Score is worse in 2021 compared to 2012, but the rate of deterioration is slowing since 2017
Increasing Deterioration	Score is worse in 2021 compared to 2012, with the rate of deterioration increasing since 2017

Note: There are instances where countries cannot be classified or show no change. An explanation of the calculation of the Annual Average Trends (AATs), used to assign trend classifications, is contained in the Notes section in the Annex.

Measure x: 2021 rank, 10-year trend & trend classification (2012-2021)

Source: MIF





Overall Governance

African average

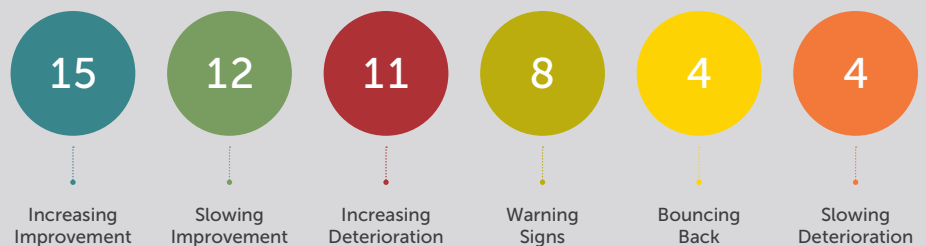
2021 score (out of 100.0)	48.9
10-year trend (2012-2021)	+1.1
Trend classification: 5-year trend (2017-2021) compared to 10-year trend	Slowing Improvement ●

African countries

10-year trend (2012-2021) by number of countries



Trend classification: 5-year trend (2017-2021) compared to 10-year trend by number of countries

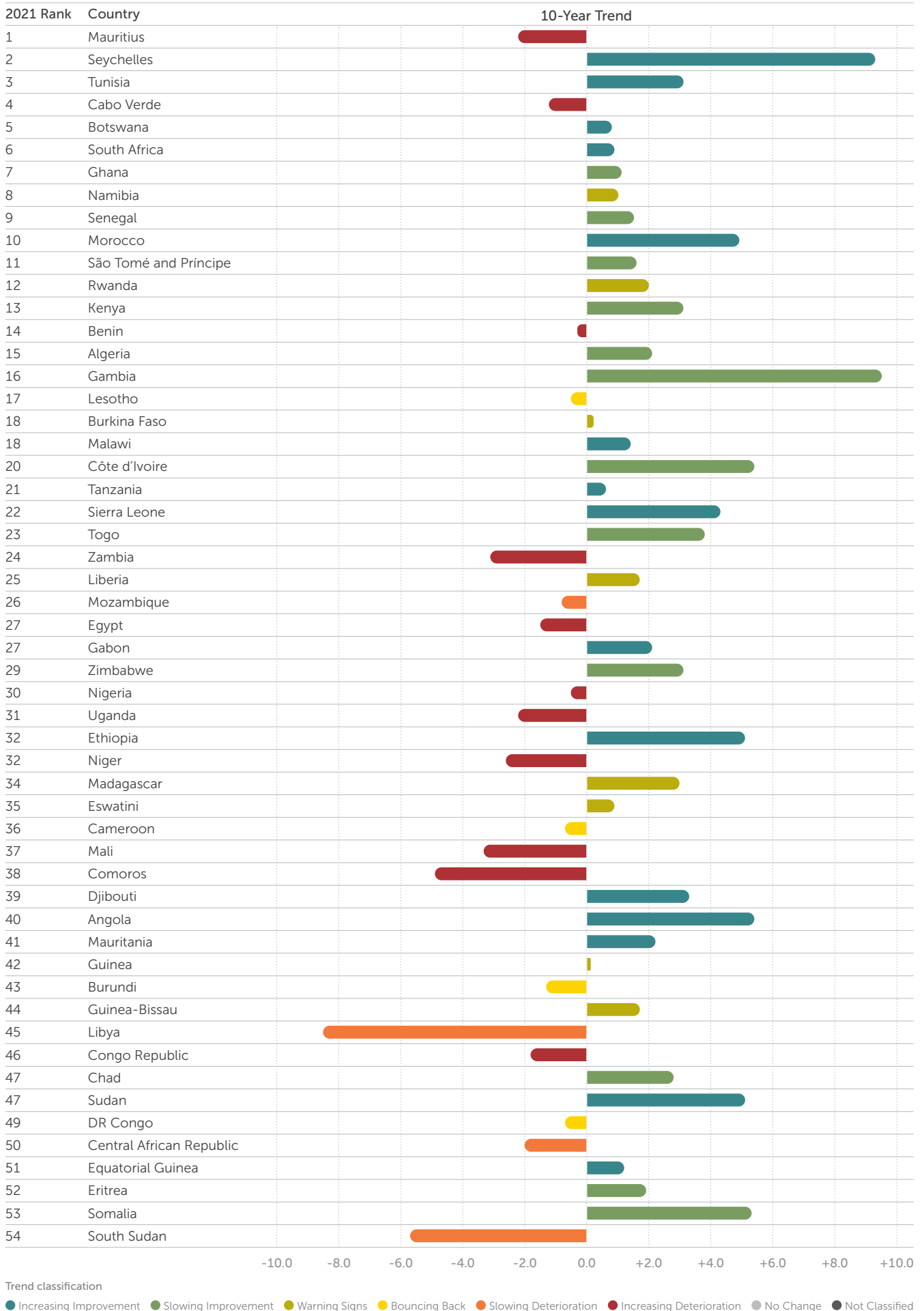


Largest Improvement	Gambia
Change 2012-2021	+9.5
Score/Rank (2021)	55.3/16 th
Largest Deterioration	Libya
Change 2012-2021	-8.5
Score/Rank (2021)	35.7/45 th

Underlying measures	Score (2021)	10-year trend (2012-2021)	
<i>Security & Rule of Law</i>	49.0	-1.3	●
<i>Participation, Rights & Inclusion</i>	46.7	-0.8	●
<i>Foundations for Economic Opportunity</i>	48.3	+3.0	●
<i>Human Development</i>	51.5	+3.5	●

Overall Governance: 2021 rank, 10-year trend & trend classification (2012-2021)

Source: MIF



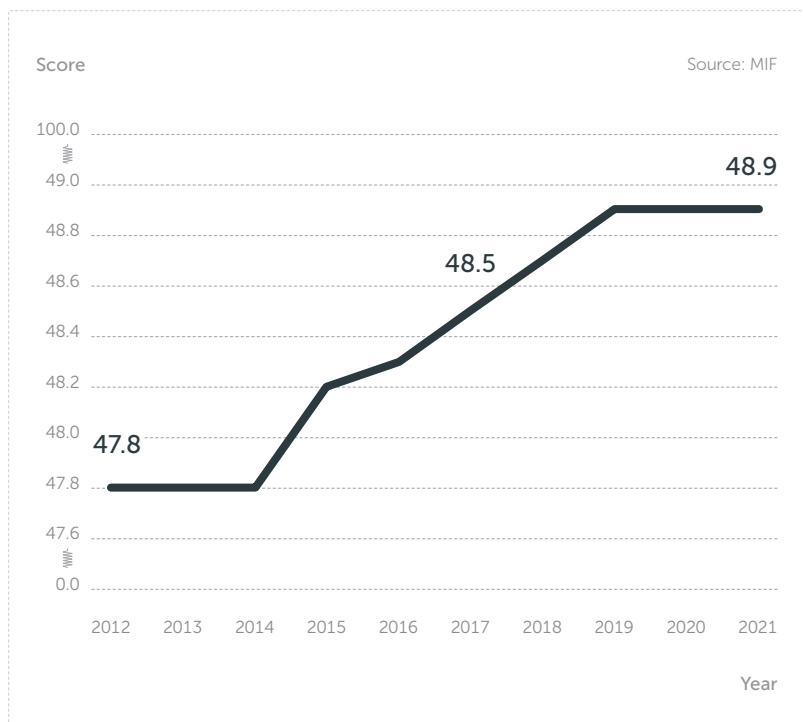
More than half of Africa's population lives in a country where *Overall Governance* has improved between 2012 and 2021. However, governance progress over the decade is still hindered by diverging trajectories – while more than 40 countries have made progress in the IIAG categories *Foundations for Economic Opportunity* and *Human Development*, more than 30 countries have deteriorated in the categories *Security & Rule of Law* and *Participation, Rights & Inclusion*. Concerningly, governance progress on the continent is held back the most by worsening security and democratic participation environments – the two most declined IIAG sub-categories. In addition to this, the *Overall Governance* score has even stalled between 2019 and 2021, coinciding with the COVID-19 crisis on the continent.

Key highlights

A decade of governance progress threatened by worsening security, democratic backsliding, and COVID-19

Despite showing improvement over the decade, the *Overall Governance* score has stalled since 2019

Africa: *Overall Governance* scores (2012-2021)



Governance progress has stalled since COVID-19

For more than 1/2 of the continent's population (53.3%), *Overall Governance* performance is better in 2021 than in 2012

The 2021 African average score for *Overall Governance* amounts to 48.9 (out of 100.0). *Overall Governance* has improved both over the decade (2012-2021) and in the latest five years (2017-2021). However, it has done so at a slower pace in the latter period. There has been no progress in the *Overall Governance* score since 2019, coinciding with the COVID-19 crisis on the continent.

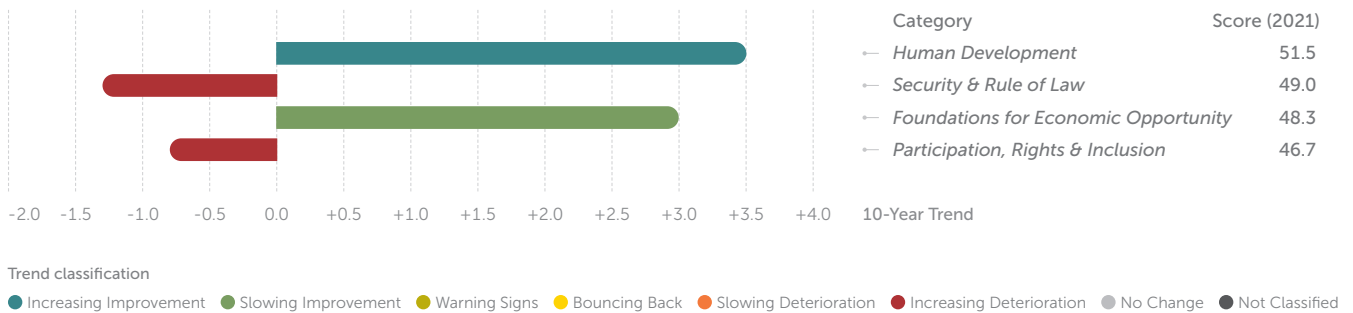
Nearly two-thirds (35) of African countries – hosting 53.3% of the continent's population - have improved in *Overall Governance* over the decade. However, less than half (15) of those – hosting 29.7% of the continent's population - have been able to progress in the latest five years at a faster pace. Worryingly, eight countries – Burkina Faso, Eswatini, Guinea, Guinea-Bissau, Liberia, Madagascar, Namibia and Rwanda – have reverted to a negative trajectory or halted progress completely, registering warning signs. Among them is one country featuring in the top ten: Namibia.

Only improvement in human development and stronger economic foundations drive progress

Highly diverging trends between categories since 2012

Africa: IIAG category scores and trends (2012-2021)

Source: MIF



Improvement in *Overall Governance* over the decade has been driven by *Human Development* (+3.5), the most improved of the four IIAG categories, and *Foundations for Economic Opportunity* (+3.0). While *Human Development* has followed a trajectory of increasing improvement since 2017, progress in *Foundations for Economic Opportunity* has taken place at a slower pace. For both categories, all four underlying sub-categories have improved both over the last ten and five years.

For *Human Development*, the main drivers of progress over the decade have been the sub-categories *Health* (+4.7) and *Sustainable Environment* (+3.5). The improved performance for *Foundations for Economic Opportunity* since 2012 has been driven most notably by the *Infrastructure* (+8.1) sub-category. *Infrastructure* has been the continent's most improved sub-category (out of the IIAG's 16) since 2012, though it remains the lowest scoring.

For both *Human Development* and *Foundations for Economic Opportunity*, over 3/4 of African countries have improved over the decade and about 1/2 at a faster pace since 2017

The two most improved IIAG indicators over the decade sit in the *Infrastructure* sub-category: *Mobile Communications* (+21.8) and *Internet & Computers* (+16.9)

7 out of 10 most improved indicators over the past 10 years sit in the *Human Development* category

Further governance progress held hostage by deteriorating security situation and shrinking participatory environment

Further progress at the *Overall Governance* level since 2012 has been hindered by deterioration in *Security & Rule of Law* (-1.3) and *Participation, Rights & Inclusion* (-0.8) – with the pace of decline concerningly accelerating since 2017 in both cases. For the two categories, more than half of African countries have declined both over the decade and the five-year period, with more than 20 countries having declined at a faster pace since 2017 than over the decade.

For *Security & Rule of Law*, the decline over the decade has been driven mostly by the sub-category *Security & Safety* (-5.8), the most deteriorated IIAG sub-category since 2012 and on a path of increasing deterioration since 2017. Deterioration in *Security & Safety* over the decade has been driven by all five underlying indicators, but the primary driver is increased violence against civilians and a rise in armed conflicts.

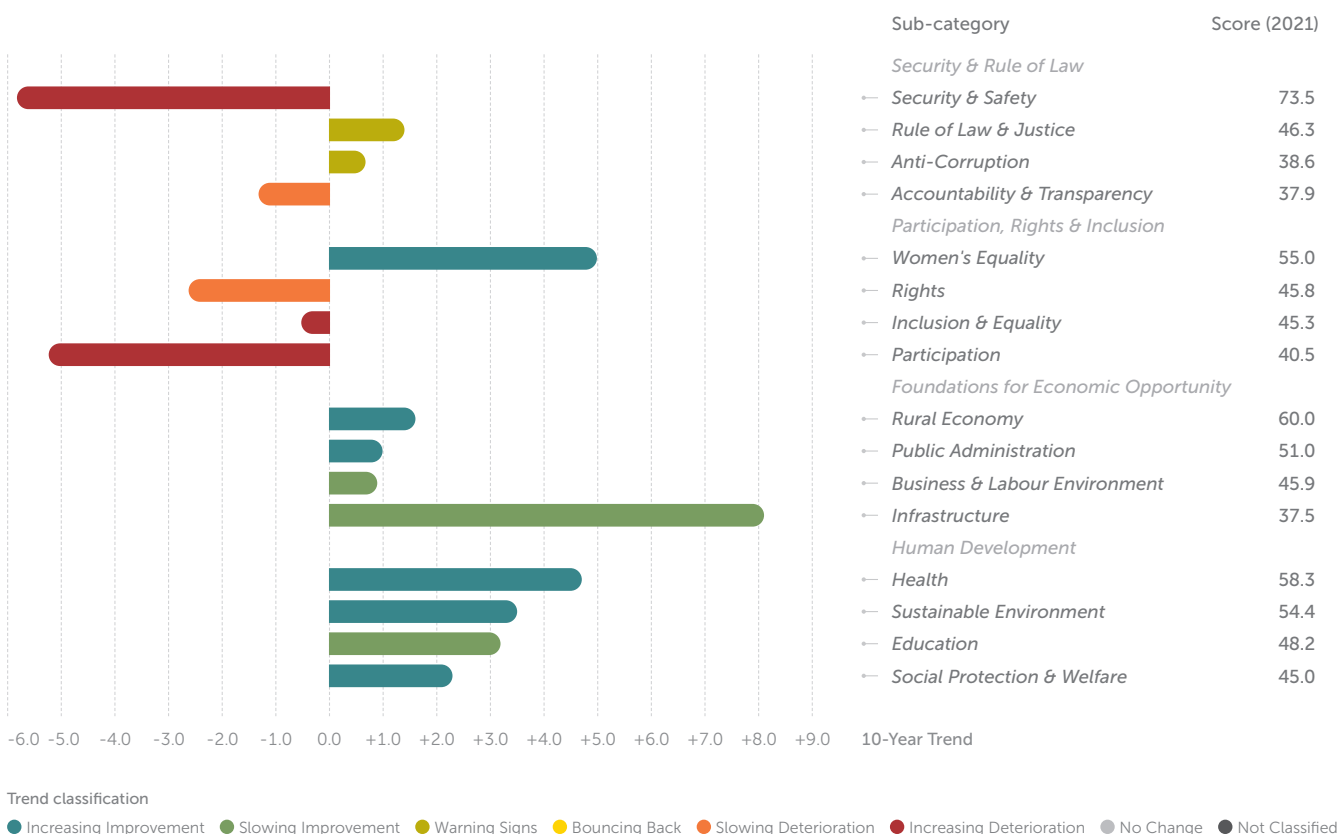
For *Participation, Rights & Inclusion*, three out of the four underlying sub-categories have deteriorated both over the decade and since 2017 – only *Women’s Equality* (+5.0) is making progress. The largest decline has been registered in *Participation*, both over the ten-year (-5.2) and five-year (-4.4) periods. *Participation*, which is on a path of increasing deterioration, has been the second most declined IIAG sub-category over the decade and the most declined between 2017 and 2021. The latter decline has been driven by all four underlying indicators, with the largest five-year declines recorded in *Freedom of Association & Assembly* (-5.7) and *Democratic Elections* (-5.4).

In both *Security & Rule of Law* and *Participation, Rights & Inclusion*, more than 1/2 of African countries have deteriorated over the last 10 years – with decline accelerating in at least 20 countries since 2017

The deterioration in the security environment has been driven by a rise in violence against civilians and in armed conflicts

Unbalanced trajectories at sub-category level

Africa: IIAG sub-category scores and trends (2012-2021)



Infrastructure has been the continent's most improved IIAG sub-category since 2012 (+8.1) but remains the lowest scoring

Security & Safety is the continent's most deteriorated IIAG sub-category since 2012 (-5.8) and the second most deteriorated since 2017 (-2.8)

Participation is the continent's 2nd most deteriorated IIAG sub-category since 2012 and the most deteriorated since 2017 (-5.2 and -4.4, respectively)

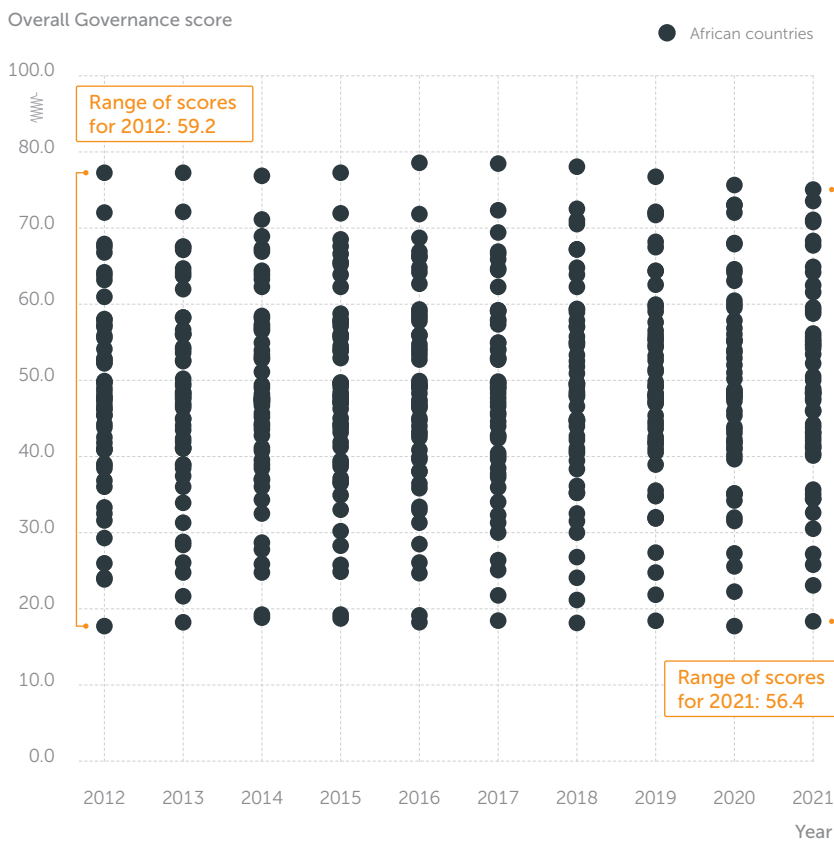
Concerning trends among the best performing countries in Overall Governance

The range of *Overall Governance* scores has shrunk from a gap of 59.2 between the highest and lowest scoring in 2012 to 56.4 in 2021. This is mostly due to Mauritius: while still ranking 1st over the whole decade, Mauritius obtains its lowest ever score in 2021 (74.9).

Though still ranking first, Mauritius, obtains its lowest ever score in 2021

African countries: *Overall Governance* scores (2012-2021)

Source: MIF



Five highest scoring countries in Overall Governance:

Seychelles (+9.3, ranking 2nd), Tunisia (+3.1, ranking 3rd) and Botswana (+0.8, ranking 5th) have improved since 2012.

Mauritius (-2.2, ranking 1st) and Cabo Verde (-1.2, ranking 4th) have deteriorated over the decade.

Five lowest scoring countries in Overall Governance:

South Sudan (-5.7, ranking 54th) and Central African Republic (-2.0, ranking 50th) have been the only ones to show a decline since 2012.

Somalia (+5.3, ranking 53rd), Eritrea (+1.9, ranking 52nd) and Equatorial Guinea (+1.2, ranking 51st) have improved over the decade.

Progress at Overall Governance level masks diverging trends at category level

Over the decade, more than 40 countries have improved in the categories *Foundations for Economic Opportunity* and *Human Development*, but at the same time more than 30 countries have deteriorated in the categories *Security & Rule of Law* and *Participation, Rights & Inclusion*.

Trend classifications: IIAG categories

Source: MIF

<i>Foundations for Economic Opportunity</i>	<i>Human Development</i>	<i>Participation, Rights & Inclusion</i>	<i>Security & Rule of Law</i>
Angola	Algeria	Angola	Angola
Benin	Algeria	Botswana	Equatorial Guinea
Botswana	Benin	Djibouti	Ethiopia
Burundi	Burundi	Eritrea	Malawi
Cameroon	Cameroon	Eswatini	Morocco
Central African Republic	Chad	Ethiopia	Rwanda
Chad	Comoros	Gabon	Seychelles
Côte d'Ivoire	Djibouti	Guinea-Bissau	Sierra Leone
Equatorial Guinea	DR Congo	Kenya	Sudan
Eritrea	Egypt	Mauritania	Togo
Gabon	Eswatini	Morocco	Zimbabwe
Gambia	Gambia	São Tomé and Príncipe	Gambia
Ghana	Ghana	Seychelles	Guinea-Bissau
Guinea	Guinea-Bissau	Sierra Leone	Mauritania
Lesotho	Kenya	South Africa	Senegal
Liberia	Liberia	Sudan	Somalia
Malawi	Madagascar	Tunisia	Chad
Morocco	Mauritania	Gambia	Côte d'Ivoire
Namibia	Mozambique	Burkina Faso	Eritrea
Nigeria	Nigeria	Chad	Eswatini
Seychelles	Seychelles	Côte d'Ivoire	Madagascar
Sierra Leone	Sierra Leone	Madagascar	São Tomé and Príncipe
South Africa	Somalia	Somalia	Botswana
Sudan	Tanzania	DR Congo	Burundi
Tanzania	Togo	South Sudan	Gabon
Tunisia	Uganda	Burundi	Lesotho
Uganda	Botswana	Cameroon	Libya
Zimbabwe	Burkina Faso	Egypt	South Sudan
Algeria	Côte d'Ivoire	Equatorial Guinea	Cabo Verde
Djibouti	Ethiopia	Libya	Congo Republic
Ethiopia	Guinea	Mozambique	South Africa
Kenya	Lesotho	Niger	Algeria
Madagascar	Malawi	Tanzania	Benin
Niger	Mali	Algeria	Burkina Faso
Rwanda	Morocco	Benin	Cameroon
Senegal	Namibia	Cabo Verde	Central African Republic
Togo	São Tomé and Príncipe	Central African Republic	Comoros
Burkina Faso	Senegal	Comoros	Djibouti
Congo Republic	Tunisia	Congo Republic	DR Congo
DR Congo	Zambia	Ghana	Egypt
Egypt	Zimbabwe	Guinea	Ghana
Mozambique	Cabo Verde	Lesotho	Guinea
São Tomé and Príncipe	Eritrea	Liberia	Kenya
Somalia	Gabon	Malawi	Liberia
Cabo Verde	Mauritius	Mali	Mali
Comoros	Niger	Mauritius	Mauritius
Eswatini	Rwanda	Namibia	Mozambique
Guinea-Bissau	Sudan	Nigeria	Namibia
Libya	Central African Republic	Rwanda	Niger
Mali	South Africa	Senegal	Nigeria
Mauritania	Congo Republic	Togo	Tanzania
Mauritius	Libya	Uganda	Tunisia
South Sudan	Equatorial Guinea	Zambia	Uganda
Zambia	South Sudan	Zimbabwe	Zambia

Trend classification

● Increasing Improvement ● Slowing Improvement ● Warning Signs ● Bouncing Back ● Slowing Deterioration ● Increasing Deterioration ● No Change ● Not Classified

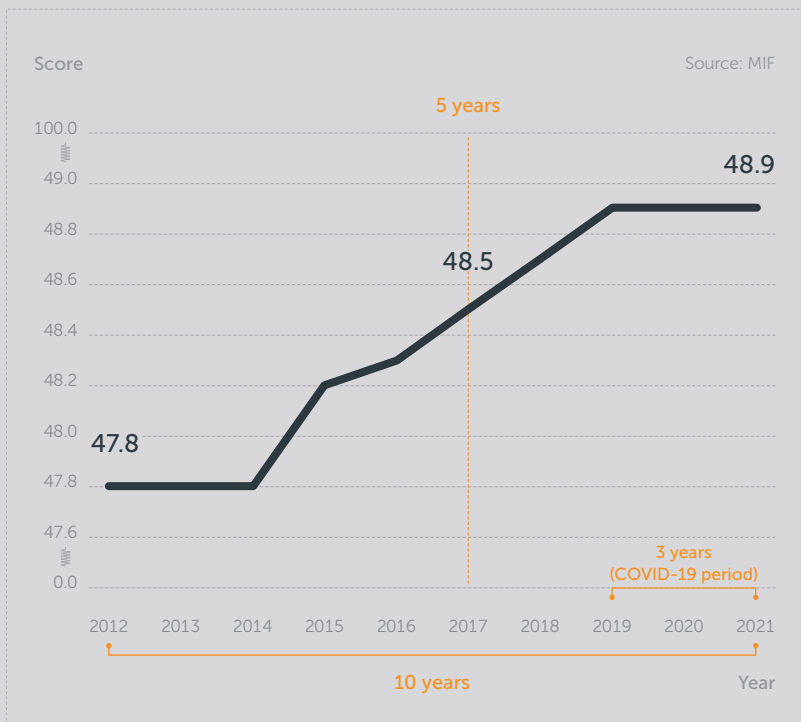
SPOTLIGHT

Overall Governance stalling since COVID-19

After improving at an annual average rate of +0.16 between 2012 and 2019, the African average score for *Overall Governance* has stalled since 2019, coinciding with the COVID-19 crisis on the continent.

Despite showing improvement over the decade, *Overall Governance* has flatlined since 2019 – in line with the COVID-19 outbreak

Africa: *Overall Governance* scores (2012-2021)



For 3 out of 4 IIAG categories (*Security & Rule of Law, Participation, Rights & Inclusion* and *Human Development*), annual average performance is worse since COVID-19 (2019-2021)

Governance progress is at risk due to the deterioration in the IIAG categories *Security & Rule of Law* and *Participation, Rights & Inclusion*.

A worsening security situation and democratic backsliding undermine the continent's capacity to respond to domestic challenges, as well as to global, non-African born challenges such as COVID-19 and the climate crisis.

These comes on top of a decade of unprecedented volatility, from the fallout of the Arab Spring and the global financial crisis, to Ebola. The ongoing Russia-Ukraine war since 2022 has been compounding these challenges.

Performance in *Overall Governance* and underlying categories since the start of COVID-19

African average	2012-2019 trend	2019-2021 trend	AAT* 2012-2019	AAT 2019-2021
<i>Overall Governance</i>	+1.1	0.0	+0.16	0.00
<i>Security & Rule of Law</i>	-0.6	-0.7	-0.09	-0.35
<i>Participation, Rights & Inclusion</i>	-0.3	-0.5	-0.04	-0.25
<i>Foundations for Economic Opportunity</i>	+2.3	+0.7	+0.33	+0.35
<i>Human Development</i>	+2.9	+0.6	+0.41	+0.30

* AAT: Annual Average Trend. An explanation of the calculation of the Annual Average Trends (AATs), used to assign trend classifications, is contained in the Notes section in the Annex.

Source: MIF

Deterioration in both *Security & Rule of Law* and *Participation, Rights & Inclusion* has accelerated rapidly since the start of COVID-19

For *Security & Rule of Law*, the pace of deterioration between 2019 and 2021 has increased almost four-fold (at an annual average rate of -0.35 compared to -0.09 between 2012 and 2019). Despite still being the second highest scoring IIAG category in 2021, *Security & Rule of Law* has been the fastest declining IIAG category in both time periods. Of the underlying sub-categories, *Security & Safety* and *Accountability & Transparency* have declined at a faster pace since 2019. Progress in *Anti-Corruption* has begun to reverse in this period, while the pace of progress in *Rule of Law & Justice* has slowed.

For the *Participation, Rights & Inclusion* category, the pace of decline between 2019 and 2021 has increased almost six-fold (at an annual average rate of -0.25 compared to -0.04 between 2012 and 2019). Three out of four *Participation, Rights & Inclusion* sub-categories (*Participation, Inclusion & Equality* and *Women's Equality*) have a worse annual average trend since 2019.

For the sub-category *Inclusion & Equality*, the speed of decline between 2019-2021 has increased twenty-fold compared to 2012-2019

The most deteriorated indicators over the last three years are *Freedom of Association & Assembly* and *Democratic Elections*. While the pace of decline has accelerated for *Freedom of Association & Assembly*, the deterioration in *Democratic Elections* reverts the progress made between 2012 and 2019.

“

I believe that the COVID-19 pandemic has been the biggest challenge that Africa has faced in the past several decades which has impacted severely on the socio-economic performance of our various countries with severe psychological impact on our people. In this respect, I believe that the IIAG Report has adequately captured these challenges and will provide the adequate capacity for African Governments, leaders and their partners to formulate their relevant responses and policy reforms enabling them to continue to take the necessary actions to deal with the continued COVID-19 challenge.

Dr. Abdoulie Janneh, MIF Board Member, IIAG Advisory Council Chair

After progressing between 2012 and 2019, the sub-category *Anti-Corruption* has reverted to decline since 2019

The last 3 years since the start of COVID-19 (2019-2021) have seen a worrying trend of state-backed violence, with rates of violence against civilians and armed conflict accelerating

Slower progress in *Human Development* since the start of COVID-19

Despite still being the best scoring IIAG category in 2021, slower progress in *Human Development* between 2019 and 2021 has also contributed to the stalling at the *Overall Governance* level. While *Human Development* improved at an annual average of +0.41 between 2012 and 2019, the most of any category, the pace of progress has slowed down since 2019 (at an annual average rate of +0.30), driven by concerning trends in the sub-categories *Education* and *Sustainable Environment*.

Since 2019 the *Sustainable Environment* sub-category has started to decline, while speed of improvement in the *Education* sub-category was nine times greater prior to COVID-19

For the sub-categories *Health* and *Social Protection & Welfare*, the pace of improvement has accelerated since 2019

Foundations for Economic Opportunity performance has continued to improve during the pandemic

Foundations for Economic Opportunity has been the only IIAG category to perform better since 2019. Its pace of improvement has accelerated slightly between 2019 and 2021, going up to an annual average trend of +0.35 compared to +0.33 between 2012 and 2019. This improvement has been driven by the sub-categories *Public Administration* and *Rural Economy*.

For the sub-category *Public Administration*, the pace of improvement has increased five-fold since 2019, driven mainly by progress in civil registration and statistical capacity

However, the rate of progress has nearly halved since 2019 for the sub-category *Infrastructure*, and completely stopped for the sub-category *Business & Labour Environment*

SPOTLIGHT **Overall Governance and Security & Rule of Law: a key correlation**

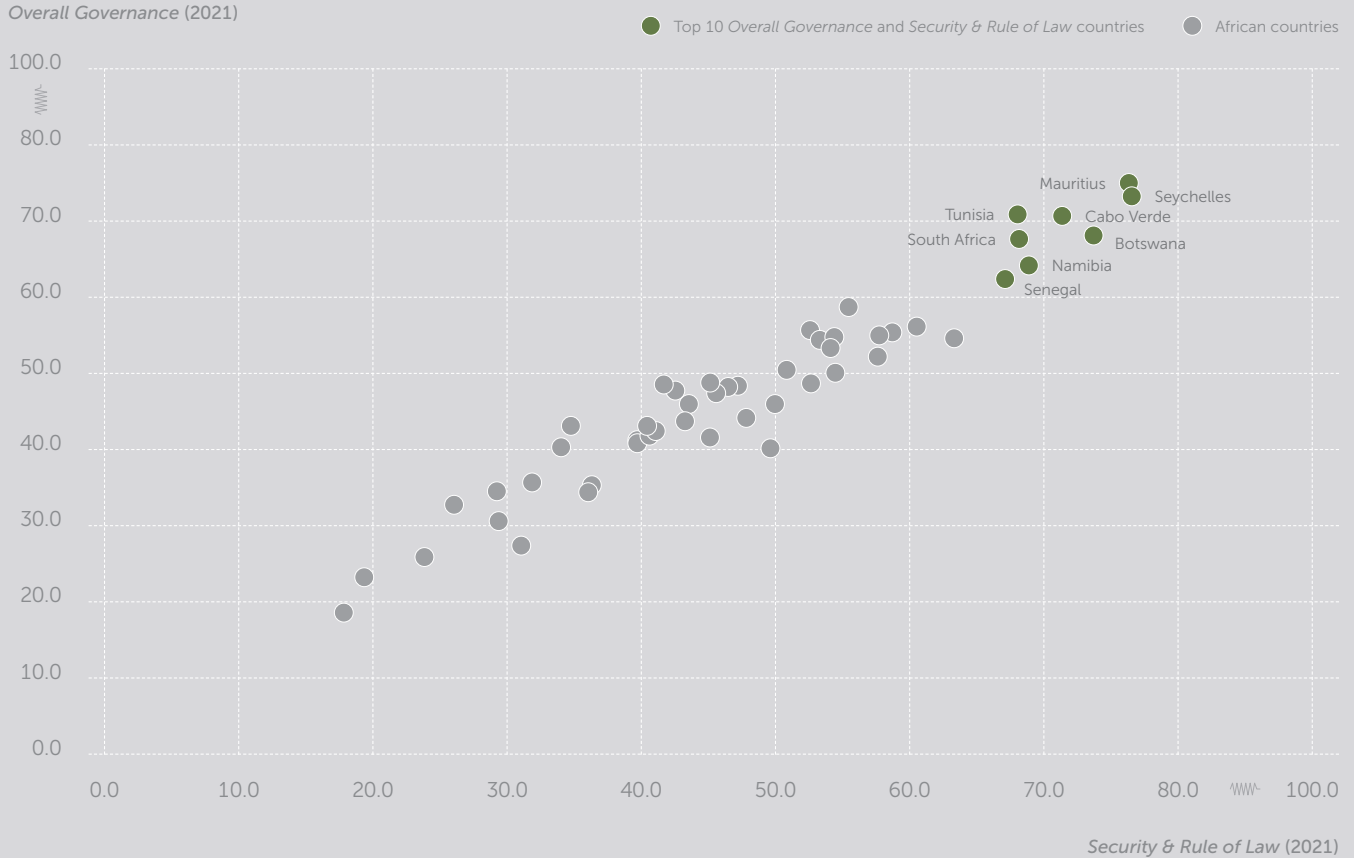
Of the four IIAG categories, *Overall Governance* shows the strongest correlation with *Security & Rule of Law* both over the decade ($r=+0.96$) and in 2021 final score ($r=+0.97$).

In both time periods, three out of the five most correlated IIAG sub-categories with *Overall Governance* sit in the *Security & Rule of Law* category: *Rule of Law & Justice*, *Accountability & Transparency* and *Anti-Corruption*.

Eight of the ten highest scoring countries in *Security & Rule of Law* in 2021 also feature among the ten highest scoring at *Overall Governance* level. The same is true for the sub-categories *Rule of Law & Justice*, *Accountability & Transparency* and *Anti-Corruption*.

Eight of the ten 2021 highest scoring countries in the Security & Rule of Law category are also among the top ten performers in Overall Governance**African countries: Overall Governance and Security & Rule of Law scores (2021)**

Source: MIF



SPOTLIGHT

Data gaps in key governance dimensions hinder assessment and policy progress

Data gaps, that is, the lack of data measuring certain governance topics, remain a key challenge within Africa. Even if proxy variables for specific topics exist, they often only cover a limited number of African countries, or are outdated.

Statistical requirements for an indicator to be included in the IIAG

To be included in the IIAG, a variable must:

1. Constitute a suitable governance proxy.
2. Have at least two years' worth of data since the beginning of the time series (2012 in the case of the 2022 IIAG dataset).
3. Cover at least 33 African countries.
4. The latest data point must exist within the last three years (2019–2021 in the case of the 2022 IIAG dataset).

Furthermore, in order to differentiate between scores, numerical granularity is taken into consideration, with all the variables selected being on a four-point scale or more.

To prepare for each new IIAG iteration, MIF's Research Team conducts an in-depth review of the governance data landscape in Africa. Using the current IIAG framework as a starting point, an analysis of the existing data gaps is conducted. This work allows continuing advocacy on the improvement of data availability and coverage in those key governance areas that still lack quantitative measurements.

Among the most salient data gaps in the 2022 IIAG framework are:

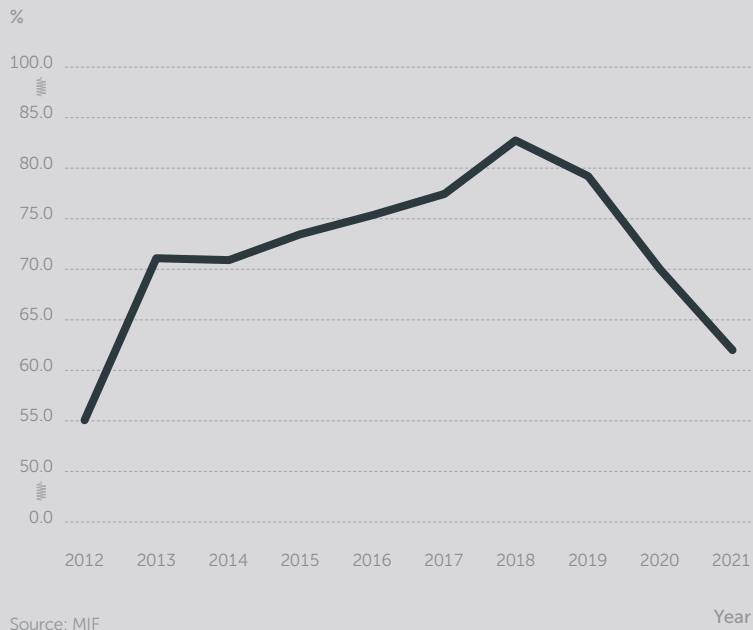
- In the *Human Development* category: health structures/capacity, mental health, human resources in secondary and tertiary education, rural-urban access divide in education, children's nutrition, climate change resilience, climate change mitigation and adaptation policies, sustainable management of marine and freshwater ecosystems, natural resource governance, recycling and waste management.
- In the *Foundations for Economic Opportunity* category: trade environment, informal economy, energy affordability, accessibility of transport, gender equality in agriculture, research and development (R&D) in agriculture, agricultural resilience.
- In the *Participation, Rights & Inclusion* category: prevalence of discrimination/hate crimes, equality regardless of sexual orientation, equality regardless of age, equality for and inclusion of people with disabilities, prevalence of violence against women, women in leadership positions in business and civil society, women's share in informal employment, women's access to and use of ICTs.
- In the *Security & Rule of Law* category: criminal events besides homicides (e.g. robberies), child labour, tenure security under property rights, state capture and illicit financial flows.

COVID-19 has exacerbated data missingnes

While data availability for the variables collected from source to be included in the IIAG is higher in 2021 than in 2012, it has deteriorated since 2019, due to the impact of COVID-19.

- While only about half (55.2%) of data points at variable level are available at source for the year 2012, data availability peaked at 82.6% for the year 2018.
- However, between 2019 and 2021, the COVID-19 pandemic led data availability for IIAG variables to go down by nearly 20 percentage points.

2022 IIAG: data points available from source (2012-2021)



Rural Economy: a concerning lack of data sources

Despite its vital importance for agriculture, food security and climate change adaptation, there is currently poor data availability on rural sector topics in Africa.

There is only one dataset, the Rural Sector Performance Assessment (RSPA), produced by the International Fund for Agricultural Development (IFAD), that provides data for the IIAG's *Rural Economy* sub-category.

However, as of now, there are only two data years available from source for this dataset (2018 and 2021), which impacts accuracy.

Also, in terms of country coverage, nine African countries are not part of this dataset: Algeria, Botswana, Equatorial Guinea, Gabon, Libya, Mauritius, Namibia, Seychelles and South Africa.

Education: a lack of data for tertiary education

When it comes to education-related data, there is still a lack of proxies measuring how countries are performing in providing their citizens with tertiary education. This is very clearly highlighted in the way the targets for SDG4 (Quality Education) are formulated: while the main proxies to measure primary and secondary education provision relate to education completion for both primary and secondary school levels (SDG Indicator 4.1.2), the main proxy to measure tertiary education provision relates to enrolment (SDG Indicator 4.3.2), which is a much less comprehensive measurement.

For Africa, the main source for education data for inclusion in the IIAG is UNESCO. Even where there is data for tertiary education, there is less country coverage than for other school levels: only 21 African countries meet the IIAG variable selection inclusion criteria for tertiary education enrolment, compared to 32 African countries for primary education enrolment.

Africa's natural assets: no proper assessment

Without proper assessment, the true value of the continent's biodiversity contribution to human wellbeing will continue to be overlooked in global decision-making processes.

At COP27 (November 2022, Egypt), the lack of data and research mapping Africa's natural assets, including critical minerals and its carbon-sinking potential, meant that the opportunity was missed for substantive discussions on the continent's potential central place in a global low carbon future.

SPOTLIGHT

Higher GDP does not necessarily indicate better governance

What is Gross Domestic Product (GDP)?

GDP: GDP measures the monetary value of final goods and services—that is, those that are bought by the final user—produced in a country in a given period of time (say a quarter or a year).

- **Nominal:** Nominal GDP reflects the raw numbers in current dollars unadjusted for inflation.
- **Real:** Real GDP adjusts the numbers by fixing the currency value, thus eliminating any distortion caused by inflation or deflation.

GDP per capita: GDP per capita measures the monetary value of final goods and services produced in a country in a given period of time, divided by mid-year population.

Despite often being used as a proxy for development or prosperity, the IIAG does not include GDP figures. This is because GDP is not always the best proxy for good governance due to global headwinds such as the COVID-19 pandemic and the ongoing Russia-Ukraine war. Additionally, GDP can only tell us the volume of economic activity, or in the case of GDP per capita, population-adjusted economic activity. Clearly, this does not encompass elements of governance such as human rights and civil liberties, key goods citizens demand from governments. Beyond this, it does not always even capture the standards of living as is often assumed because it does not measure patterns of distribution.

The IIAG does not show a clear relationship between governance and GDP per capita

34 African countries saw real GDP per capita improve between 2012 and 2021. Most of these countries also saw their *Overall Governance* score improve over this period, but one third did not.

Out of the 20 African countries whose real GDP per capita declined between 2012 and 2021, seven declined in *Overall Governance* while 13 saw improvement.

Countries with both high and low *Overall Governance* scores record comparatively high GDP per capita.

Country	GDP per capita, current prices \$ (2021)	Overall Governance score (2021)	Overall Governance rank (2021)
Seychelles	14,861.5	73.4	2
Gabon	9,482.5	48.4	27
Mauritius	8,827.2	74.9	1
Equatorial Guinea	8,448.0	27.3	51
Botswana	7,337.5	68.1	5
South Africa	6,965.2	67.7	6
Libya	5,813.3	35.7	45
Namibia	4,826.0	64.1	8
Eswatini	4,164.8	43.9	35
Egypt	4,144.4	48.4	27

Five of the ten countries with the highest nominal GDP per capita in Africa are among those with the highest *Overall Governance* score in 2021: Mauritius (1st), Seychelles (2nd), Botswana (5th), South Africa (6th), Namibia (8th).

However, two of the countries with the highest GDP per capita rank in the bottom ten in *Overall Governance* - Libya (45th) and Equatorial Guinea (51st).

- In 2019, 43.9% of Libya's GDP came from oil rents, more than in any other country globally. More than one quarter of Equatorial Guinea's GDP came from oil and gas rents in the same year. Oil and gas extraction is often capital intensive, creating few jobs, and is often associated with the so-called 'resource curse'.
- Both Equatorial Guinea and Libya are among the most corrupt countries in Africa, with the most opaque governments and serious human rights issues. Both countries also have some of the continent's weakest public administrations, and poorest business environments.

Egypt (27th), Gabon (27th) and Eswatini (35th) are mid-ranking when it comes to *Overall Governance* but rank very highly when it comes to GDP per capita.

- Egypt's and Eswatini's participatory environments are among the most restrictive in Africa and both infringe heavily on human rights.
- Gabon, another oil and gas producer, is held back by having one of the continent's least effective public administrations and performs poorly when it comes to corruption.

Equatorial Guinea has the 4th highest GDP per capita on the continent but it is the 4th lowest scoring in *Overall Governance*.

Insight: Data gaps and the IIAG

Dr. Claire Melamed, CEO of the Global Partnership for Sustainable Development, IIAG Advisory Council Member

The 2022 Ibrahim Index of Good Governance has good and bad news on data. There's reason for optimism – steps forwards on digital infrastructure, which is a key part of modernising data systems, and in many countries, progress on statistical capacity and civil registration. National statistics offices across the continent are leading processes of innovation and modernisation to deliver the data that is needed. But big gaps remain in the data itself, gaps which limit our ability to track and understand progress across many key areas in the Index. These gaps are global: at the halfway point of the 2030 Agenda, fewer than half of all countries are able to produce data on even 80 of the 231 SDG indicators.

Good data is vital to everything governments want to do, and the returns to investing in the systems that deliver it are phenomenal. Recent research found that, on average, investing one dollar in data systems delivers a return of \$32 in the form of economic benefits for the country.

Despite the huge returns to investing in data, the trends are going in the wrong direction. During the pandemic, two-thirds of national statistics offices in Africa saw costs rise, but at the same time nearly three-quarters found their government funding reduced and two-thirds saw a drop in donor funding. Globally, donor financing for data and statistics fell by 16% in 2020.

At a time of growing crises and shrinking budgets, when governments and donors need to make the most of every dollar, it is particularly critical to invest in the data that can increase the efficiency and impact of all other spending. Investments in data deliver these huge returns through three main pathways:

- Data is a critical element of good government decision making, guiding politicians and bureaucrats as they choose between options, allocate scarce resources and develop new policies. Without good data, governments are making policy in the dark. With good data, governments can effectively target resources – as when the National Police force in Kenya identified that most accidents took place on just 150 km of the 6,200km road network. Better data meant they could target accident hotspots and make the money go further.
- Data is a critical element of private sector decision making, as companies weigh up decisions about whether and how to invest, to expand or to diversify. A solid understanding of the economic and social context can support choices by individual companies that increase employment and create growth.
- Data is essential for accountability. Without evidence of the impact of programmes on different groups and the trajectory of public spending, civil society and media groups lack the evidence they need to highlight problems and raise critical issues.

Poor data is not only a problem for individual governments. Global challenges require good data systems at national level for tracking disease, for monitoring deforestation or for understanding the implications of changes happening in our oceans – good data is a global issue.

Effective support to national data systems is about the quality as well as the quantity of funding. More money is needed, but it has to be spent in the right way – on data systems, not just on individual data points or platforms.

Donors fund data in partner countries through direct investments in statistics and digital transformation, through the data component of sectoral programs. Too often these are not coordinated and in some cases, actively undermine each other, with money and time wasted on unconnected or competing priorities that don't align with what countries actually need.

- In Nigeria, for example, seven different funders sponsored ten separate efforts to update the country's Master Health Facility List, with each state surveyed a minimum of four times – a huge amount of time was wasted.
- In Zimbabwe, 33 different surveys were conducted in the nine years between 2009 and 2018, supported by 12 different donors. With the average cost of a household survey somewhere between \$1-1.7 million, that represents more than \$33 million that could have been put into strengthening the overall data system, providing more and better information than disconnected surveys.

Investments in data systems will pay off again and again in the form of more efficient use of resources across all sectors and greater accountability between people and governments. Governments, donors and the private sector all have a role to play:

- Governments need to allocate sustained funding to their data systems, including national statistics offices.
- Donors need to increase their support to data systems and ensure that their sectoral investments are strengthening and not undermining the overall system.
- Companies can be core partners in data systems, contributing technology, knowledge and skills to drive innovation and modernization.

Now is the time for governments, companies and donors to deliver on the opportunity of new technologies and create the modern data systems that can power Africa's growth.



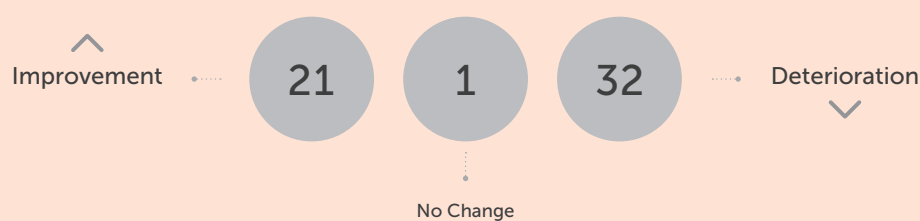
Security & Rule of Law

African average

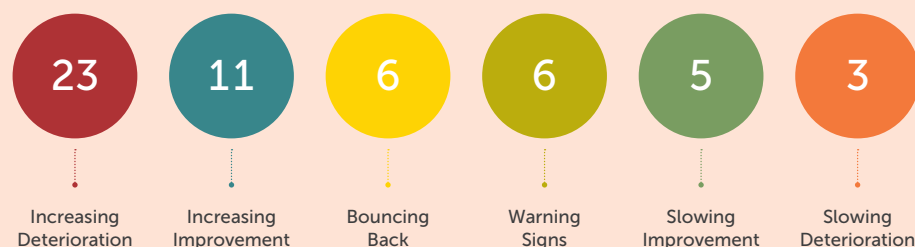
2021 score (out of 100.0)	49.0
10-year trend (2012-2021)	-1.3
Trend classification: 5-year trend (2017-2021) compared to 10-year trend	Increasing Deterioration ●

African countries

10-year trend (2012-2021) by number of countries



Trend classification: 5-year trend (2017-2021) compared to 10-year trend by number of countries

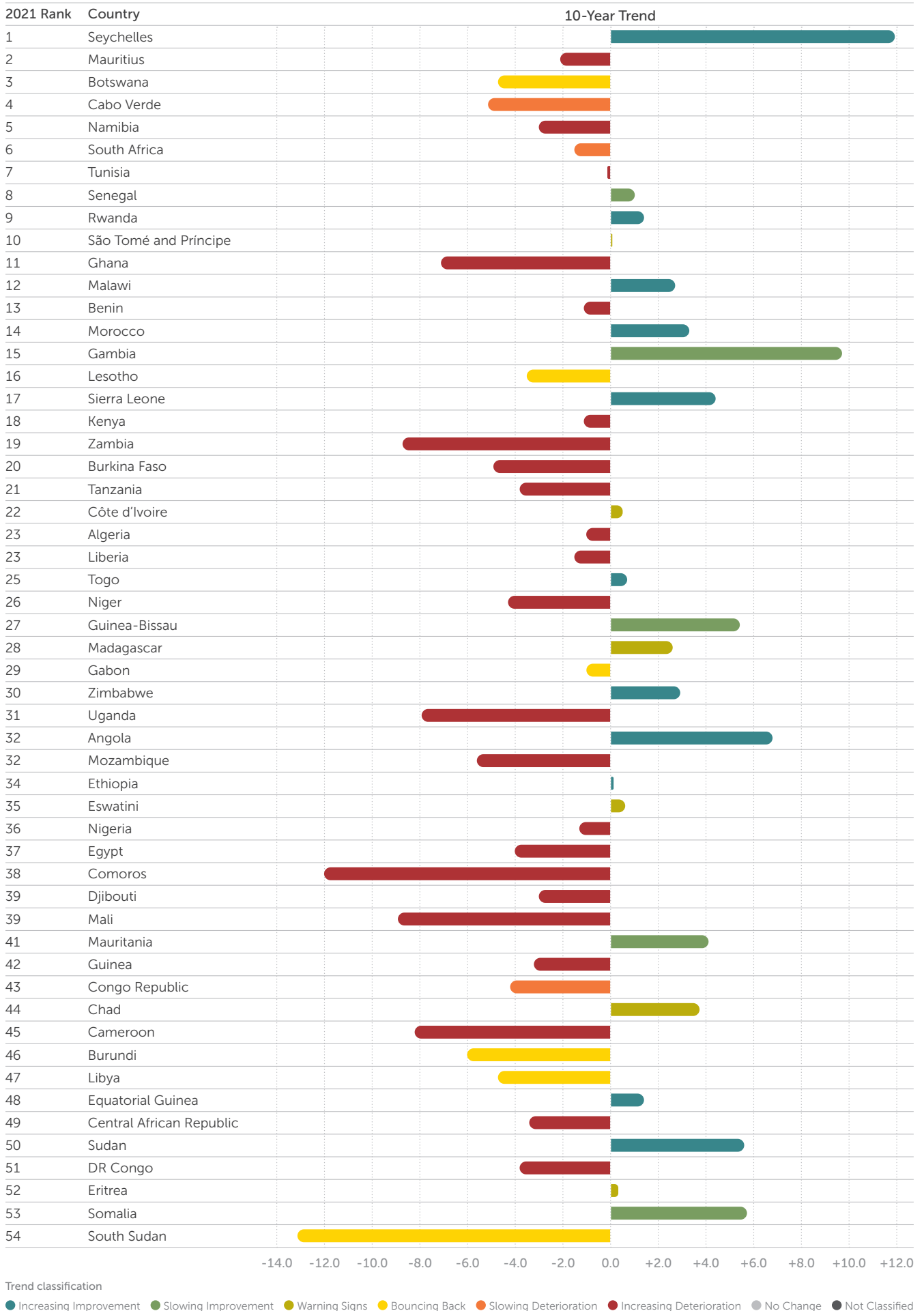


Largest Improvement	Seychelles
Change 2012-2021	+11.9
Score/Rank (2021)	76.5/1 st
Largest Deterioration	South Sudan
Change 2012-2021	-13.1
Score/Rank (2021)	17.8/54 th

Underlying measures	Score (2021)	10-year trend (2012-2021)	
<i>Security & Safety</i>	73.5	-5.8	●
<i>Rule of Law & Justice</i>	46.3	+1.4	●
<i>Accountability & Transparency</i>	37.9	-1.3	●
<i>Anti-Corruption</i>	38.6	+0.7	●

Security & Rule of Law category: 2021 rank, 10-year trend & trend classification (2012-2021)

Source: MIF



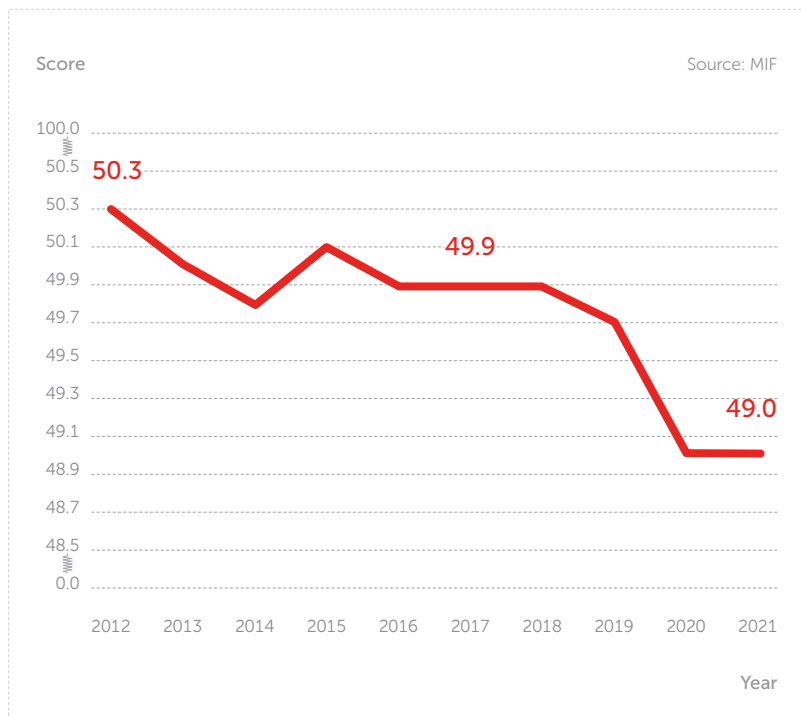
As the fastest declining IAG category, the trajectory of *Security & Rule of Law* has hindered governance progress over the decade. Almost 70% of Africa's population lives in a country where the security and rule of law environment is worse in 2021 than in 2012, mostly driven by a worsening security situation. Compared to ten years ago, levels of violence against civilians and armed conflicts are much higher. There have been 23 successful and attempted coups on the African continent since 2012. This concerning situation has worsened with the advent of COVID-19 – with the pace of decline in key security-related indicators accelerating between 2019 and 2021.

Key highlights

Africa is less safe and secure than 10 years ago, and the rule of law has weakened in the last five years

Security & Rule of Law has been the only IAG category to follow a trajectory of increasing deterioration in the latest five years

Africa: *Security & Rule of Law* scores (2012-2021)



Although *Security & Rule of Law* remains the second highest scoring category in 2021, with an African average score of 48.9 (out of 100.0), it has declined faster than any other IAG category both over the decade (2012-2021) and in the latest five years (2017-2021). In the latest period, the pace of decline has even worsened (at an annual average rate of -0.23 compared to -0.14 over the decade). In more than half (32) of the African countries *Security & Rule of*

For almost 70% of the continent's population (69.3%) *Security & Rule of Law* has declined since 2012, more than for any other category

Only 5 countries – Guinea-Bissau, Malawi, Seychelles, Somalia and Zimbabwe- have improved in the 4 underlying sub-categories of *Security & Rule of Law* since 2012, with none managing to sustain progress in all over the latest 5 years

Law has declined over the decade, with 23 countries deteriorating at a faster pace between 2017 and 2021, more than for any other category. This category is home to the most declined sub-category over the ten-year period (*Security & Safety*) as well as two of the three lowest scoring sub-categories in 2021 (*Accountability & Transparency* and *Anti-Corruption*).

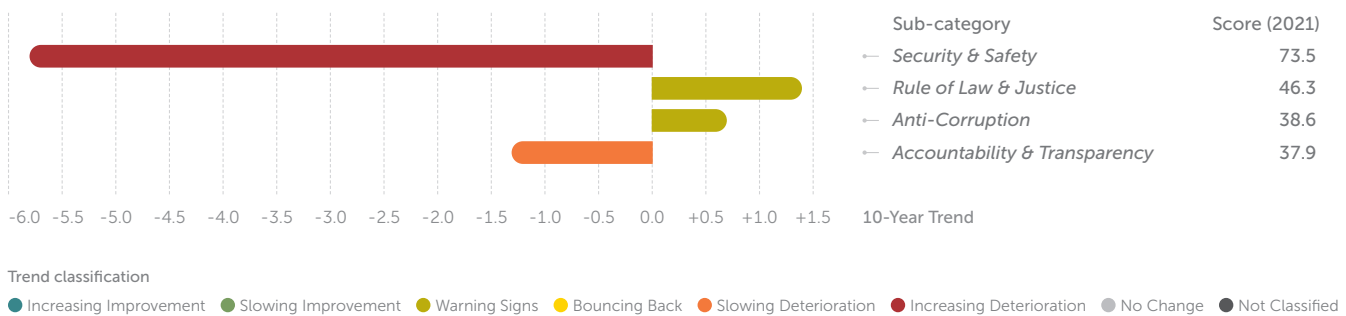
12 countries have declined in all 4 underlying sub-categories of *Security & Rule of Law* since 2012, including 3 of the 5 highest scoring countries: Botswana (3rd), Cabo Verde (4th) and Namibia (5th)

Deteriorating security situation driven by rising violence against civilians and armed conflicts

***Security & Safety* and *Accountability & Transparency* are the 1st and 4th most declined sub-categories since 2012 (out of 16 IIAG sub-categories)**

Africa: *Security & Rule of Law*, sub-category scores and trends (2012-2021)

Source: MIF



The decline at category level has been driven mostly by the negative trajectory of the *Security & Safety* sub-category both over the ten-year and five-year periods (-5.8 and -2.8, respectively), with a faster pace of decline in the latest period (at an annual average rate of -0.70 compared to -0.64 over the decade). Even though *Security & Safety* (73.5) remains the highest scoring IIAG sub-category in 2021, it has been the most declined out of the 16 sub-categories over the decade and the second most declined since 2017. More than two-thirds (40) of the countries have recorded a decline in *Security & Safety* since 2012, with 28 deteriorating at a faster pace over the past five years, more than for any other sub-category.

Every indicator sitting in the *Security & Safety* sub-category has deteriorated at the African average level both over the decade and in the latest five years. Since 2012, the main drivers of the deteriorating security situation on the continent have been a rise in violence against civilians as well as in armed conflicts. Out of the 81 IIAG indicators, *Absence of Violence Against Civilians* (-10.9) and *Absence of Armed Conflict* (-8.6) have been the second and third most deteriorated indicators over the ten-year period.

For almost 90% of the continent's population (87.8%), *Security & Safety* has declined since 2012, more than for any other sub-category

Governments are less accountable and transparent in 2021 than any time over the last ten years

The *Accountability & Transparency* sub-category has also declined over the decade and in the last five years (-1.3 and -0.4, respectively). Although the pace of decline has slowed down between 2017-2021 (at an annual average rate of -0.10 compared to -0.14 over the decade), it records its lowest score over the decade in 2021 (37.9).

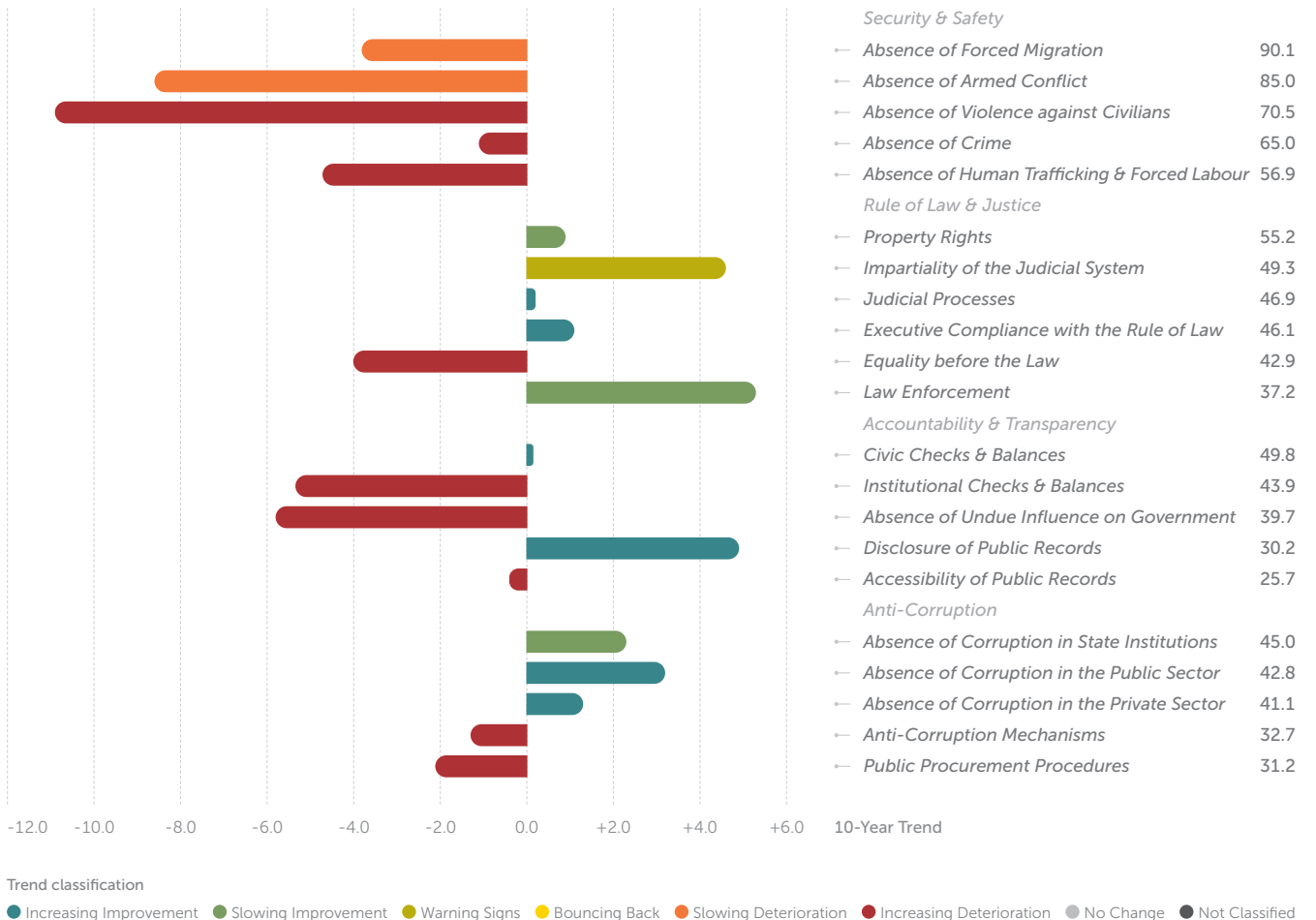
Alarm bells for rule of law and anti-corruption measures

Further deterioration at the category level has been slowed by the still positive ten-year trajectories of the sub-categories *Rule of Law & Justice* and *Anti-Corruption* (+1.4 and +0.7, respectively). However, both sub-categories have registered warning signs in the latest five years, with *Rule of Law & Justice* recording a deterioration and progress in *Anti-Corruption* stalling. For *Rule of Law & Justice*, this has been driven mostly by an environment where Africa’s citizens have become less equal before the law and judicial systems less impartial. Lack of progress since 2017 in *Anti-Corruption* has been mostly due to an accelerated pace of deterioration in the indicators *Anti-Corruption Mechanisms* and *Public Procurement Procedures*.

Over the decade, the indicators *Absence of Undue Influence on Government* (-5.8) and *Institutional Checks & Balances* (-5.3) have been the main drivers of sub-category decline

Almost half (9) of the IIAG’s 20 most declined indicators between 2012 and 2021 sit in *Security & Rule of Law*, more than from any other category

Africa: *Security & Rule of Law*, indicator scores and trends (2012-2021)



1/3 (5) out of the 15 lowest scoring IIAG indicators in 2021 sit in *Security & Rule of Law*, more than for any other category

1/2 of the 10 most declined indicators between 2017 and 2021 are from *Security & Rule of Law*, more than from any other category

4 out of the 5 indicators in *Security & Safety* are among the 15 most deteriorated over the decade out of all 81 indicators

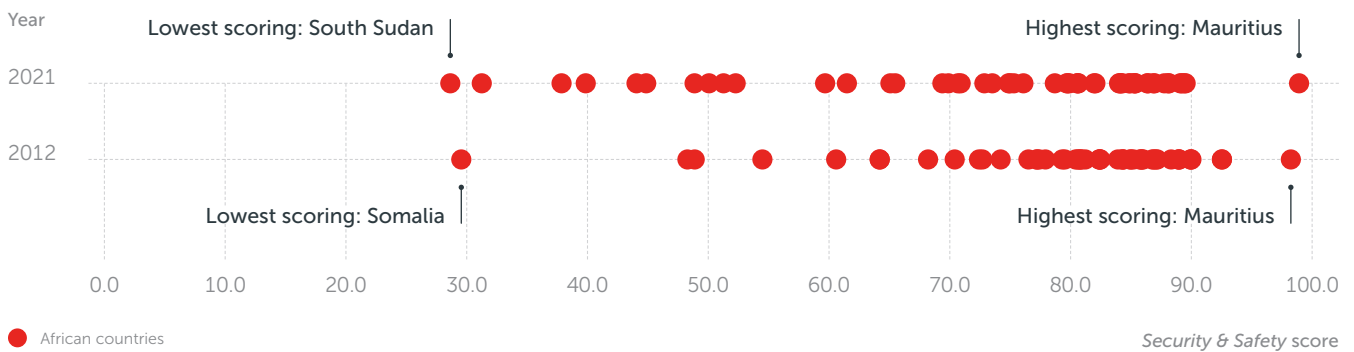
Worsened performance in *Security & Safety* across the ranking table

Over the decade, the distribution of scores in *Security & Safety* has become more scattered, more than for any other sub-category. The median score for the sub-category has decreased by -2.5 points over the ten-year period (from 82.5 in 2012 to 80.0 in 2021), as the countries in the lower half of the ranking table perform worse in 2021 than they did in 2012. Five countries – Central African Republic, DR Congo, Nigeria, South Sudan and Sudan – score lower in 2021 than the 2nd worst performing country, in 2012. Meanwhile, for the top half of the ranking table, scores are also generally lower in 2021 than in 2012.

Regardless of whether they are in the top or in the lower half of the ranking table, most countries obtain a lower score in 2021 than in 2012

African countries: *Security & Safety* sub-category scores (2012 & 2021)

Source: MIF



SPOTLIGHT

A concerning decade of recurring coups in the Sahel

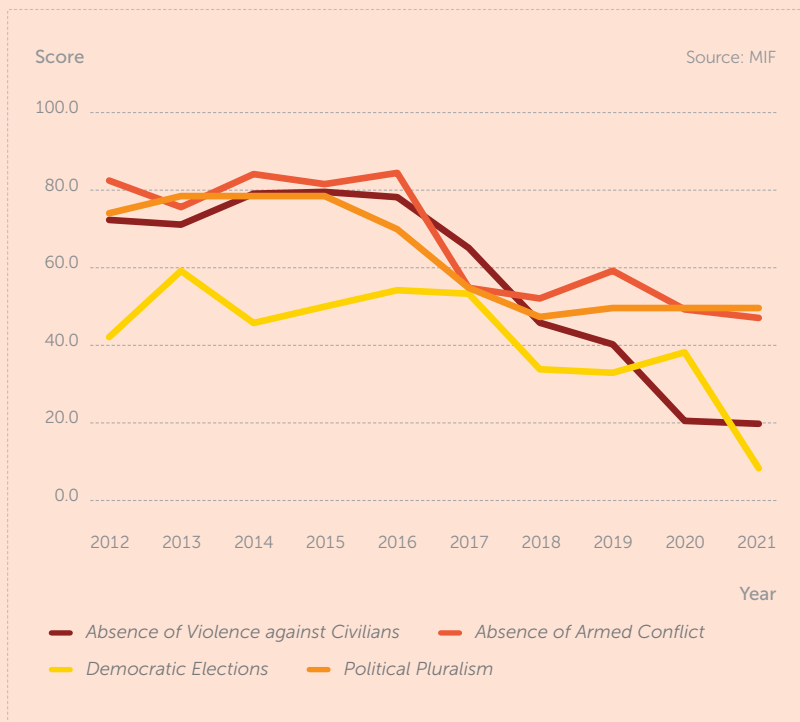
Between 2012 and 2022, there have been 29 coups worldwide, both successful and attempted, and 23 of them have been in Africa. These coups mainly occurred in the Sahel region, with Mali, Burkina Faso and Sudan experiencing the largest number of successful coups.

Mali: violence against civilians rises

The *Absence of Violence against Civilians* indicator is the most declined indicator for Mali out of the IAG's 81 indicators. The integrity of elections and political pluralism has also declined in Mali in the ten years amidst three coups and two elections since 2012.

Mali is in the bottom ten ranked countries for *Absence of Violence against Civilians* and *Absence of Armed Conflict*

Mali: selected IAG indicators scores (2012-2021)



2012: Coup 1 and Coup 2 (Attempt)

- March 2012: President Amadou Toumani Touré ousted in military coup
- April 2012: Dioncounda Traoré, President of the National Assembly, installed as Interim President
- May 2012: Failed counter-coup by soldiers supportive of ousted President Amadou Toumani Touré

2013: Election

- August 2013: Ibrahim Boubacar Keita elected as President

2018: Election

- President Ibrahim Boubacar Keita re-elected

2020: Coup 3


- August 2020: President Ibrahim Boubacar Keita ousted by military coup
- Colonel Assimi Goïta installed as new Interim Leader
- September 2020: Colonel Bah NDaw appointed by Assimi Goïta as civilian Interim President

2021: Coup 4

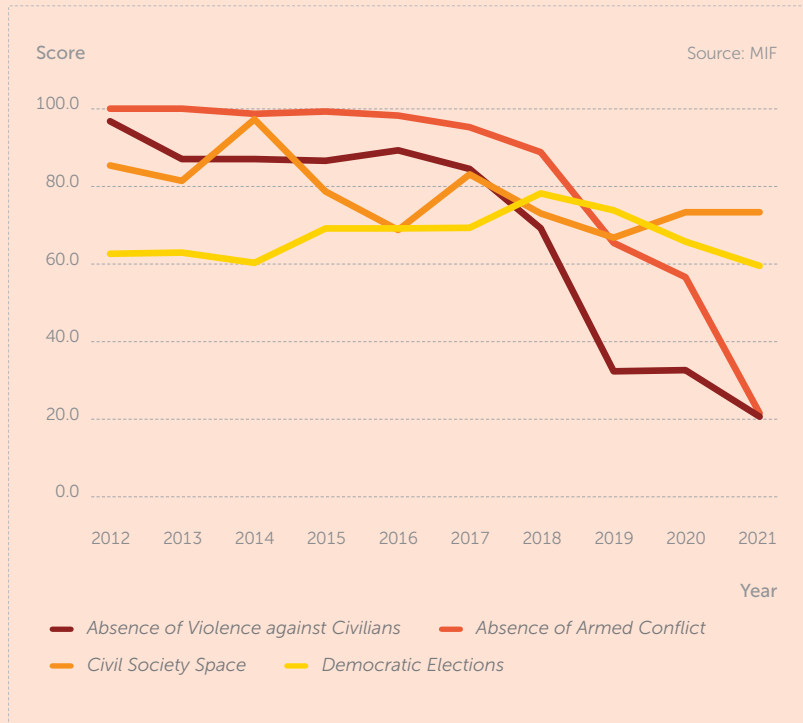
- May 2021: President Bah NDaw ousted by military coup
- Assimi Goïta installed as Interim President

Burkina Faso: Security & Safety plummets

The state of security and safety in Burkina Faso has deteriorated massively in the past decade. IAG indicators in the *Security & Safety* sub-category have registered the largest declines: *Absence of Armed Conflict* is the most declined indicator for Burkina Faso followed by *Absence of Violence against Civilians* (-76.6 and -75.1, respectively).

 Burkina Faso is ranked in the bottom 3 countries for *Absence of Armed Conflict*

Burkina Faso: selected IIAG indicators scores (2012-2021)



Over the past decade, two coups, two elections and an attempted coup took place in a short period of time. This has led to further declines in key indicators in the *Participation* sub-category such as *Civil Society Space* and *Democratic Elections*.

Sudan: two coups in two years

Two coups in two years have ignited political instability in Sudan, with growing tensions between civilian and the military. Despite a power sharing pact between the military and the civilians that would last until elections, the 2021 coup effectively upended the democratic transition to the civilian government led by Prime Minister Abdalla Hamdok.

From 2019, the year of the coup overthrowing President Bashir, *Absence of Armed Conflict* was the most deteriorated indicator for Sudan (-23.5) followed by *Absence of Undue Influence on Government* (-16.7). Notably, *Absence of Violence against Civilians* was the 4th most deteriorated indicator followed by *Anti-Corruption Mechanisms* (5th most deteriorated) in the same period between 2019 to 2021.

Though elections were set to take place in 2022, an agreement has been reached between Sudanese political parties and the military paving the way for a two-year civilian led transition to elections. However, key protests groups have voiced their concerns and resistance to the negotiation.

2014: Coup 1

- Mass protests and military take-over oust long-term President Blaise Compaoré
- Michel Kafando installed as Interim President

2015: Coup 2 (Attempt) and Election

- September 2015: Members of the presidential guard engage in a failed counter-coup attempt against the interim government
- December 2015: Roch Marc Christian Kaboré elected as President

2020: Election

- November 2020: President Roch Marc Christian Kaboré re-elected

2022: Coup 3

- President Roch Marc Christian Kaboré ousted by military coup
- Colonel Paul-Henri Sandaogo Damiba installed as Interim President

2022: Coup 4

- Colonel Paul-Henri Sandaogo Damiba ousted and replaced by Captain Ibrahim Traore

Since COVID-19 (2019-2022), the African continent has seen 13 coups – 8 successful

SPOTLIGHT

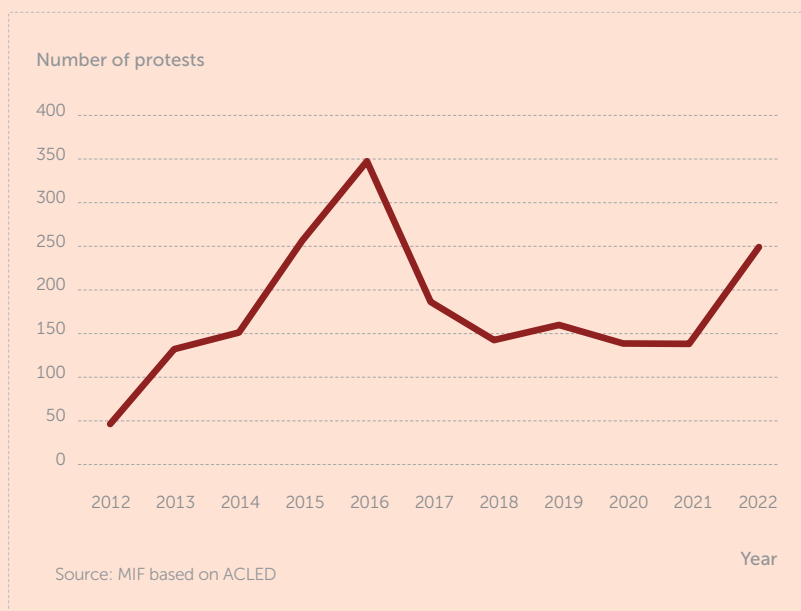
Key protests in Africa: youth challenge the status quo

In the last three years there has been a surge in protests across the continent related to elections, governance and constitutional changes. These protests have heavily involved young people challenging the status quo, especially in Sudan, Nigeria and Guinea.

In Somalia, protests and demonstrations have called for elections, while in Sudan protests have focused on regime change since the military coup of 2021. In Guinea, a constitutional crisis surrounding a third presidential term has sparked outrage and in Nigeria, youth-led protestors have called for an end to police brutality.

A number of these protests have seen violence against protestors. According to ACLED, excessive force has been used by security forces and the police against protestors in 248 protests across Africa in 2022. In comparison, excessive force was used in 139 protests in 2021. This number has risen from the start of the decade which saw only 46 protests with excessive force, to reach a peak of 348 in 2016.

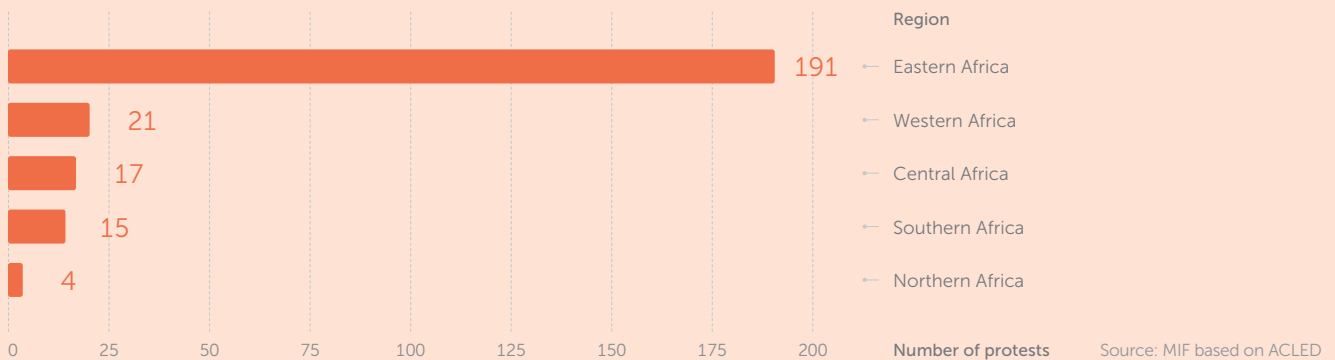
Africa: protests met with excessive force (2012-2022)



Eastern Africa has seen the most protests with excessive force

Eastern Africa has seen the greatest number of protests where excessive force has been used, accounting for more than all the other regions combined. Out of the 191 protests with excessive force, 165 of them took place in Sudan.

African regions: protests met with excessive force (2022)



Resistance committees lead push for civilian rule in Sudan

Out of the 165 protests in Sudan that saw the use of excessive force, 146 were led by 'Resistance Committees'. These committees have been organising since the military coup on 25 October 2021, with the aim of pushing the military to hand over power to civilian rule. The groups formed at neighbourhood level first in Khartoum and then in other cities in Sudan.

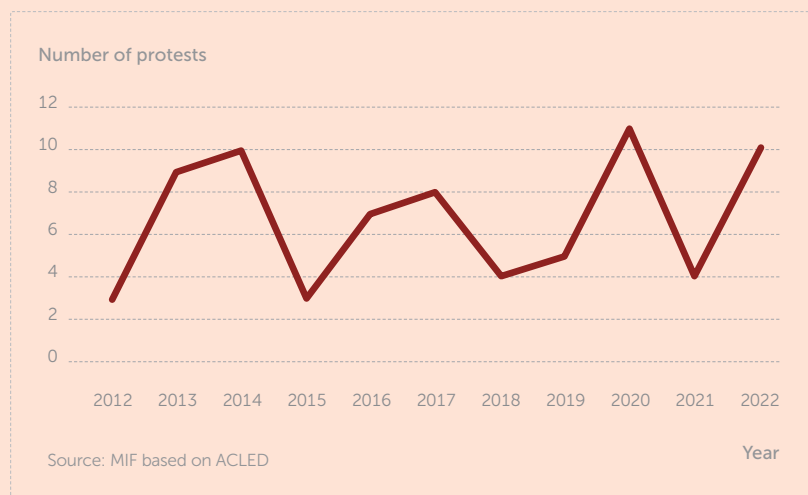
The IIAG sub-indicator *Freedom of Assembly*, in the sub-category *Rights*, scores 0.0 every year between 2012 and 2021, with the exception of 2020, where this score rose to 25.0 coinciding with the ousting of long-term leader Omar al-Bashir. It subsequently declined again following the military takeover in 2021.

Live bullets frequently used against protestors in Somalia

Somalia records the second most protests met with excessive force in Eastern Africa after Sudan, with the use of live bullets in all protests across the country. In 2022, seven out of ten protests in Somalia were related to elections. In the unrecognised state of Somaliland, which had presidential elections scheduled for 13 November 2022, protests led by the majority opposition parties calling for elections to be held without delay ended with live bullets being used against protestors. In three of the six protests in Somaliland, protesters were killed.

The use of excessive force at protests reached a peak in Somalia in 2020. Of the 11 that took place, nine saw the use of live bullets or protestors being shot at.

Somalia: protests met with excessive force (2012-2022)



Somalia is ranked bottom in the IIAG sub-indicator *Freedom of Assembly*. Despite improving over the decade, it only scores 25.0 in 2021. Further improvement is needed here as citizens should enjoy the liberty to exercise their rights, especially during election time.

End SARS movement ongoing in Nigeria

The End SARS movement in Nigeria is a youth-led movement calling for the end to police brutality against civilians. Nationwide protests started in 2020 following the killing of civilians by the Special Anti-Robbery Squad (SARS) and are still ongoing.

The IIAG *Absence of Government Violence against Civilians* sub-sub-indicator has dramatically declined from a peak score of 78.0 at the start of the decade to 20.6 in 2021. Following the start of the protests in 2020, which saw more violence against civilians, the score dropped to a decade low of 4.8.

Protests are still ongoing in 2022, despite the government agreeing to disband SARS. On 20 October 2022, intervention by police forces in a protest led to the use of tear gas. With violence against civilians persisting, young people are turning their attention to the 2023 elections.

Guinea declines in *Freedom of Association & Assembly*

Guinea's score for the *Freedom of Association & Assembly* IIAG indicator has sat below the African average for the entire ten-year period (2012-2021). In line with the African average, Guinea (-12.5) has also been on a declining trajectory since 2019, when the protests began against the president's bid for a third term.

SPOTLIGHT

African countries with the longest serving presidents have poor levels of accountability and transparency

According to the IIAG, African governments are less accountable and less transparent now than they have been at any time in the last ten years. The continent has experienced a decline (-1.3) in the sub-category *Accountability & Transparency*.

The lowest scoring countries have the longest serving leaders

The lowest scoring countries tend to be those with longest serving leaders. Three of the five worst scoring countries in *Accountability & Transparency* in 2021 have incumbents who have been in power for over 20 years, including Equatorial Guinea, Eritrea and Djibouti.

Bottom 5 Countries	President and time in office	<i>Accountability & Transparency</i> score
Eritrea	President Isaias Afwerki (Since 1993 = 30 years)	4.1
Equatorial Guinea	President Obiang (Since 1979 = 44 years)	6.9
South Sudan	President Salva Kiir (Since 2005 but officially since 2011 = 18 years)	11.6
Sudan	President Omar al-Bashir (1993-2019* = 27 years)	13.6
Djibouti	President Ismail Omar Guelleh (Since 1999 = 24 years)	14.9

Source: MIF, BBC

* Current President Abdel Fattah al-Burhan

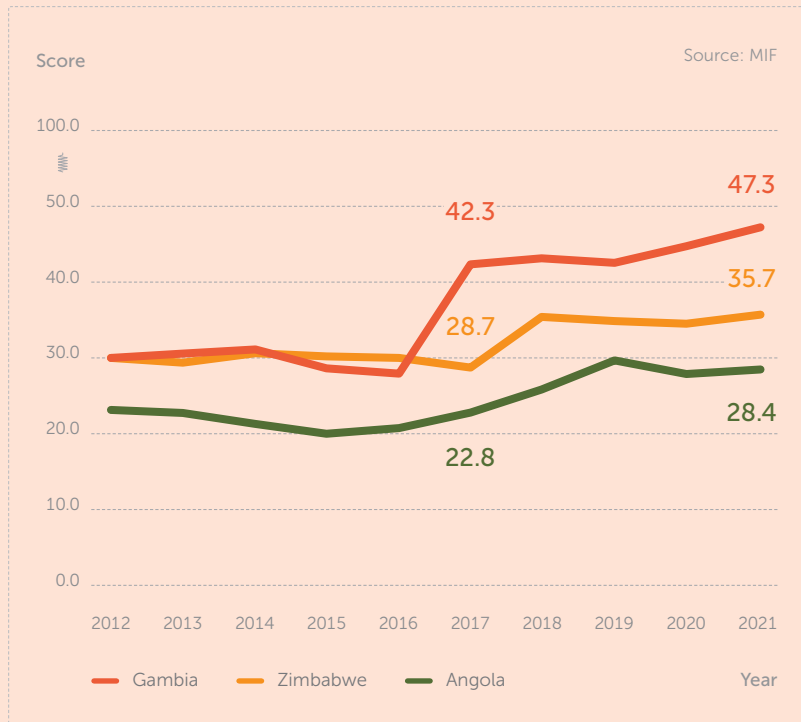
Both Eritrea and Equatorial Guinea rank among the bottom 5 countries for the indicators *Institutional Checks & Balances* and *Absence of Undue Influence on Government*

Transparency & Accountability has improved with displacement of long-term leaders

Countries that have removed their long-term leaders have shown improvements in transparency and accountability, including Angola, Gambia and Zimbabwe. Three of the five most improved countries in *Transparency & Accountability* since 2017 had recently replaced long-term leader of 20 years or more:

- Zimbabwe (+5.7): Replaced President Robert Mugabe after 40 years in office in 2017
- Angola (+5.3): Replaced President Eduardo dos Santos after 39 years in office in 2017
- Gambia (+5.0): Replaced President Yahya Jammeh after 21 years in office in 2017

Angola, Gambia & Zimbabwe: *Accountability & Transparency* score (2012-2021)



Central African governments are the least transparent and accountable in Africa

Central Africa has the lowest score for *Accountability & Transparency* and it has experienced the largest decline in the ten-year period (-2.6) of any other region in Africa. Central Africa harbours some of the longest serving presidents in all of Africa including President Teodoro Obiang of Equatorial Guinea who has been in office since 1979, President Paul Biya in Cameroon in office since 1982, and President Denis Sassou Nguesso of Republic of Congo in office since 1997 (after a first mandate 1979-1992).

Equatorial Guinea has the longest serving President (44 years) and the 2nd lowest score in *Accountability & Transparency*

Insight: *Security & Rule of Law* in Africa and the IIAG results

Dr. Comfort Ero, President and CEO, International Crisis Group (ICG), IIAG Advisory Council Member

Surveying the security landscape in much of Africa at the start of 2023, it is difficult to escape a gloomy assessment, but these should not prevent us from also recognising reasons for hope.

Armed violence continues to destabilise too much of the continent. In the Sahel, fighting has driven millions from their homes, killed thousands and left swathes of territory under the control of a variety of armed groups. A renewed insurgency in the eastern Democratic Republic of Congo has created new perils and miseries for residents while drawing the DRC's neighbours into protracted disputes, even as some deploy peacekeepers to the ground. Over the course of the past three years, political transitions in the Horn of Africa's biggest countries, Ethiopia and Sudan, veered violently off course, although there have been some positive developments of late. Meanwhile, Somalia's fight with al-Shabaab continues without an end in sight, and Mozambique struggles to contain a jihadist campaign.

The global environment has added to African states' challenges. Russia's all-out invasion of Ukraine in February 2022 came just as many African countries were charting a path toward recovery following the economic slowdowns triggered by the COVID-19 pandemic. The invasion – as well as the sanctions and other counter-measures the West has imposed to punish Russian aggression – have sent commodity prices soaring (notably those of food, fuel and farm inputs). The resulting economic pain has left millions struggling to cope and could stir unrest. Climatic shocks, meanwhile, are now one of the leading causes of displacement and economic dislocation on the continent and may create new conflict risks.

Against this backdrop, it is hardly surprising that the latest Ibrahim Index of African Governance Report makes for sobering reading, particularly when it comes to metrics that look at safety and security. With conflict on the rise across the continent, the Index reflects that 70 per cent of Africa's population lives in a country where the security and rule of law environment has worsened in the decade since 2012. This figure partly reflects a lamentable decline in accountability and transparency, but the biggest drop off over the past ten years came in the Index's *Security & Safety* sub-category.

Yet even in this difficult context, there are some positive developments that bear attention. In November, the main protagonists in Ethiopia's bloody two-year conflict signed a peace deal that has halted the worst fighting in the northern Tigray region and brought relief to millions in Tigray and other war-affected parts of northern Ethiopia. Sudan's political parties are attempting to build consensus on the shape of a new government, following an initial deal that would formally reverse the military's October 25 2021 coup. Somalia navigated a delicate transition in mid-2022 and formed a new administration that seeks to smooth relations between the central government and subnational federal states – and with its neighbours. Kenya's high-stakes 2022 election concluded smoothly.

More widely, the continent's youth continue to push, with some success, for more accountable governance. Despite the Sudanese military's brutal crackdowns, Sudan's protest movement – with young women often at the fore –

has confounded the generals by sustaining street action. Facing continued unrest at home and with scant support abroad, the military on 5 December offered, at least on paper, substantial concessions in a framework agreement signed with civilian parties. In Nigeria, the voters roll reflects surging interest in democratic participation among the youth ahead of elections due in February 2023. Of the 9.5 million newly registered voters, 76 per cent are between 18 and 34. This enthusiasm is partly driven by the 2020 #EndSARS protest movement, which galvanised a nationwide campaign that forced authorities to acknowledge public anger over police brutality against civilians.

Acknowledging these bright spots does not mean that reversing the alarming decline in security conditions on the continent will be easy, but some of the findings in the latest Index report offer hints as to how the worst affected countries and their external partners might work to mitigate negative trends.

African leaders should be especially attentive to the strong correlation between countries that score well on *Overall Governance* with countries that score well on security. In other words, countries that have performed well on rule of law, governance, and anti-corruption metrics also tend to be among the most peaceful. Indeed, eight of the ten highest scorers in *Security & Rule of Law* in 2021 also feature among the ten highest scoring in *Overall Governance*.

This correlation may be intuitive but it is also highly pertinent as Africa struggles to build a more peaceful future. Far too often over the past decade, African policymakers and their partners have favoured a military-centric approach to resolving deadly conflict that ignores the role that good governance and strong institutions play in securing a stable peace. Challenging though it will be, states must devise ways to offer more responsive governance well beyond the capitals in which elites operate. Although brutal and violent, many armed groups have exploited the vacuum left by state institutions in rural areas by stepping in to offer a degree of rough justice and stability in the areas they rule. Governments, with the support of their external partners, should engage in the hard work of rolling out strategies to build a greater presence of the state in war-affected areas, possibly following local agreements with the armed groups that currently hold sway.

There is little doubt that the security landscape on the continent is as worrying as it has been in years, but the Index report offers useful insight about how to build on positive trends, like the pressure from Africa's youth for more accountable rule. The drivers of conflict and instability are often complex and multifaceted. The findings of the Index report indicate that – beyond being a good in its own right – offering better governance for the greatest number of the continent's residents can certainly help to improve the odds of a more peaceful Africa.



It is good news to learn from the Report that half of the African Population live in countries where *Overall Governance* has improved between 2012-2021. It is pleasing to note that there is an accelerated pace of improvement in the sub-categories of *Health* and *Social Protection & Welfare* in Africa. However, we shouldn't overlook the serious weakness in the African health sector exposed by Covid-19 across the continent.

An improvement of +3.5 in *Human Development* is a significant gain for Africa given that the youth population need skill developments and upgrades which will benefit Africa greatly. Further, an increase of +3.0 in *Foundations for Economic Opportunity* is a positive development because a large percentage of the population of Africa are young people and unemployed. It is therefore encouraging that there is improvement in the area of economic opportunity which may improve employment. Another positive improvement is *Public Administration*, which has recorded a five-fold increase in the pace of improvement since 2019. This is the right direction for service delivery improvement.

It is worrisome that three out of four IIAG categories have worsened between 2019 -2021. It is particularly concerning that *Security & Rule of Law* is the fastest declining IIAG category. This means, some parts of the African continent are less safe and less secure than 10 years ago. It is also not encouraging to learn from the Report that 32 African countries have declined in *Security & Rule of Law* over the decade.

It is my opinion that without *Security & Rule of Law* on the continent, no amount of achievement will have a lasting impact. It is recommended that based on the Mo Ibrahim Foundation's 2022 IIAG, African countries and institutions put in place the corrective efforts and measures to improve the worsening *Security & Rule of Law* situation on the continent.

H.E. Hifikepunye Pohamba, former President of Namibia, 2014 Ibrahim Laureate



I was particularly interested in knowing the West African countries' (ECOWAS) performance on the 2022 IIAG in the challenging decade under review. I was not surprised by the situation. Even though the largest improvement is found in this sub-region with Gambia (+9.5), some countries are experiencing terrorist attacks, and cross-border violent attacks resulting in the death of hundreds of people, destruction of public and private properties, and the displacement of millions of people, in particular women and children. Burkina Faso, Guinea and Mali are under sanctions because the army of these countries carried out coups and people are suffering a lot.

This situation of terrorist attacks and coups by the army, is undermining the peace, security, and stability of the sub-region. It has devastating effects on the socio, political, economic, cultural and corporate existence of the countries.

ECOWAS in collaboration with local and foreign actors has developed and introduced different strategies to counter and combat terrorism. ECOWAS heads of states have decided to create a force to restore stability and discourage coups (4/12/2022). Will this force be able to prevent the governments which will thwart their own constitution to extend the mandate of the outgoing personnel (Guinean example). What will happen if there is no consent of the population?

I am confident the IIAG results and the specific country profiles will be key for governments, university students, political parties, and civil society organisations, to steer their work ahead, with the ultimate goal to improve the quality of governance for all Africa's citizens.

Aïcha Bah Diallo, former Minister of Education of Guinea, MIF Prize Committee Member



Participation, Rights & Inclusion

African average

2021 score (out of 100.0)	46.7
10-year trend (2012-2021)	-0.8
Trend classification: 5-year trend (2017-2021) compared to 10-year trend	Increasing Deterioration ●

African countries

10-year trend (2012-2021) by number of countries



Trend classification: 5-year trend (2017-2021) compared to 10-year trend by number of countries



Largest Improvement	Gambia
Change 2012-2021	+19.7
Score/Rank (2021)	58.0/14 th
Largest Deterioration	Libya
Change 2012-2021	-10.7
Score/Rank (2021)	29.9/45 th

Underlying measures	Score (2021)	10-year trend (2012-2021)	
Participation	40.5	-5.2	●
Rights	45.8	-2.6	●
Inclusion & Equality	45.3	-0.5	●
Women's Equality	55.0	+5.0	●

Participation, Rights & Inclusion category: 2021 rank, 10-year trend & trend classification (2012-2021)

Source: MIF



The last three years have seen a wave of democratic backsliding across much of the continent. Governments have been increasingly prone to infringe on rights, curb freedom of expression and association, and impose restrictions on civic space. This trend rapidly accelerated with the pandemic, with many elections being postponed and governments using COVID-19 as an excuse to clamp down on dissent. Despite this, there are some positives with several countries such as Gambia and Seychelles bucking the continental trend. Additionally, in 42 African countries women are seeing greater equality in political and socioeconomic spheres than they were in 2012. However, without a reversal in the uptake of repressive measures, the situation will continue to be a drag on good governance.

Key highlights

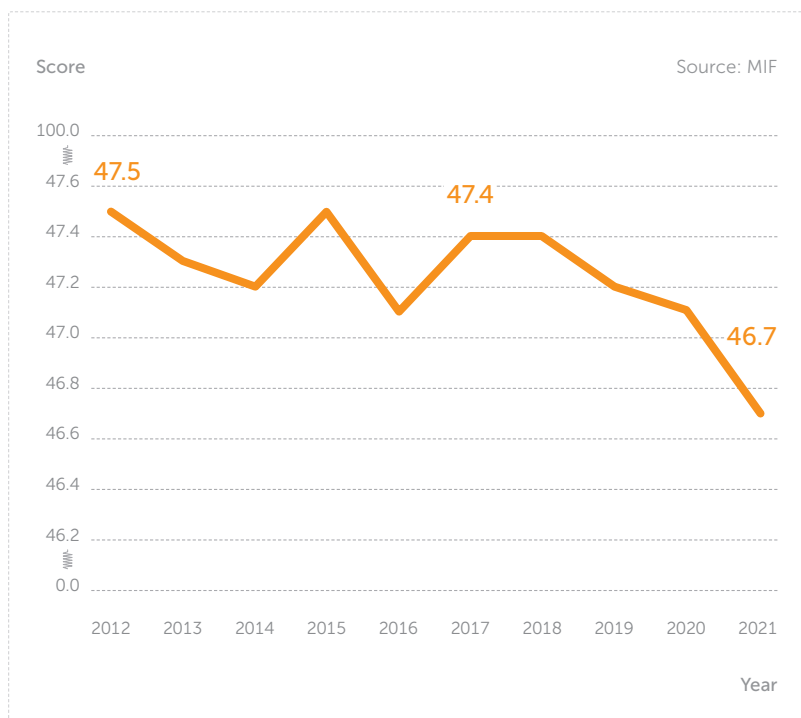
Democratic backsliding in Africa has accelerated since 2018

Participation, Rights & Inclusion is the lowest scoring IIAG category, scoring 46.7 (out of 100.0) in 2021. This position follows a deteriorating trend since 2012 (-0.8). This category is the second most deteriorated at the African average level. Since 2017, the rate of decline has accelerated. Over the last five years (2017-2021), the average rate of decline is double that of the decade. More than 60% of Africa's citizens live in a country where *Participation, Rights & Inclusion* has declined in the last ten years, and more than one third live in a country where decline has accelerated since 2017.

Participation, Rights & Inclusion: the lowest scoring IIAG category

Participation, Rights & Inclusion: deterioration has accelerated since 2017

Africa: *Participation, Rights & Inclusion* category scores (2012-2021)



Over 1/3 of Africa's population live in a country where *Participation, Rights & Inclusion* has declined at an accelerating pace since 2017

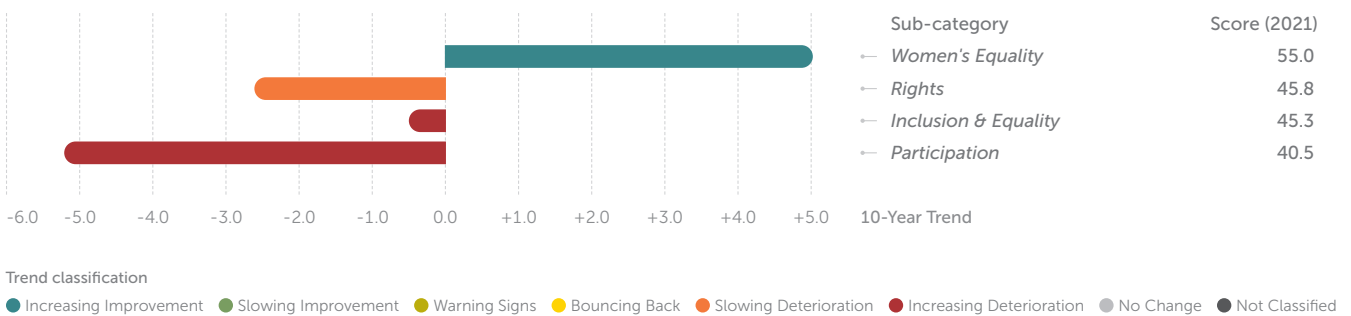
Shrinking participatory environment drives decline

Three of the four sub-categories within the *Participation, Rights & Inclusion* category have declined since 2012, with *Women's Equality* being the only success story. The primary driver of decline has been *Participation* (-5.2), the IAG's second most declined sub-category. Its rate of deterioration has accelerated rapidly in the last five years, with year-on-year decline since 2017. In total, 39 African countries have seen their participatory environment shrink in the last 10 years.

Participation is the most declined IAG sub-category

Africa: *Participation, Rights & Inclusion*, sub-category scores and trends (2012-2021)

Source: MIF



Major restrictions on freedom of association and assembly since 2012

The participatory environment has shrunk across the continent in multiple ways, with all four indicators in the *Participation* sub-category registering a lower score in 2021 than in 2012. Freeness and fairness of elections have declined, space for civil society has shrunk, and political pluralism is on the decline. However, by far the biggest driver of decline within the *Participation* sub-category is restrictions on association and assembly. The *Freedom of Association & Assembly* (-11.3) has been the most declined indicator of the IAG over the decade.

Freedom of Association & Assembly is the most declined out of the 81 IAG's indicators

Rights squeezed by constraints on freedom of expression

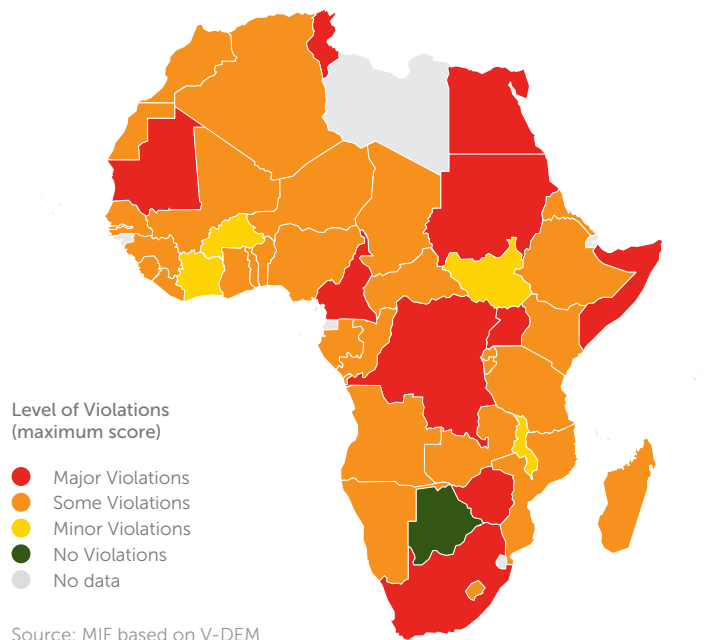
Though the largest decline occurred in *Participation*, this is not the only area of concern. Rights are increasingly neglected in many countries across the continent. The *Rights* (-2.6) sub-category has recorded a sizeable decline over the last 10 years, with only *Security & Safety* (-5.8) and *Participation* (-5.2) showing a larger decline. This has been driven by the deterioration of media freedom, digital rights, and freedom of expression and belief.

The pandemic has accelerated disruptions in democratic practices

The COVID-19 pandemic has been used to justify violations of democratic standards. Already existing anti-democratic tendencies have been accelerated by the introduction of excessive measures or by keeping emergency provisions in place for an overly extended time period.

COVID-19 used to justify violations of democratic standards

African countries: Pandemic Violations of Democratic Standards Index (March-December 2020)



The 2022 IIAG results confirm this. Over half of all African countries (32) have seen their score decline in *Participation, Rights & Inclusion* since 2019. The average decline between 2019 and 2021 is greater than for the entire seven years prior. Elections had begun to get freer and fairer until the pandemic, after which they began to decline.

Progress in women's equality brings hope

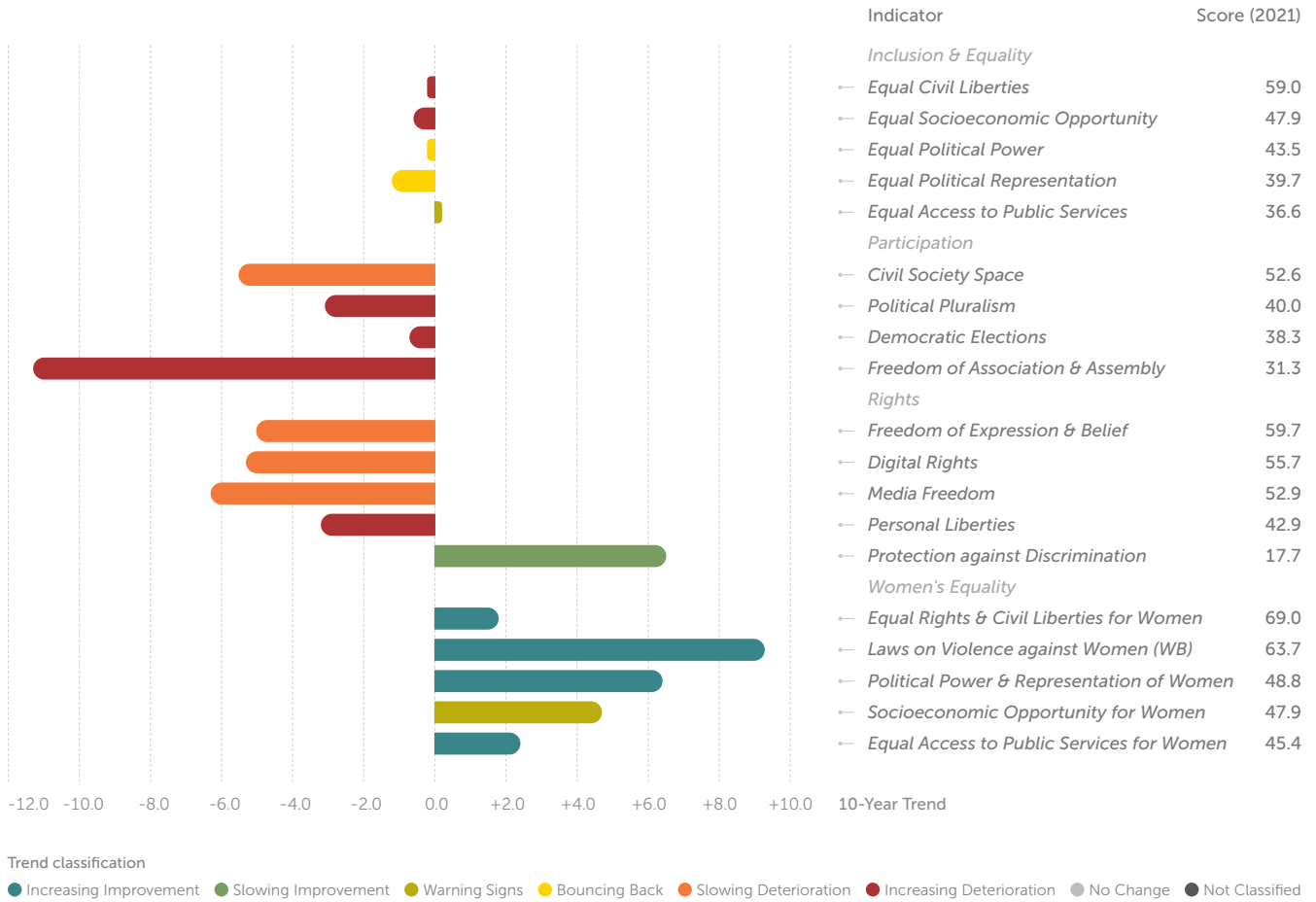
Women's Equality (+5.0) is the only sub-category within *Participation, Rights & Inclusion* to improve. It is the second most improved IIAG sub-category over the ten-year period. Underpinning this improvement are stronger laws against domestic violence and sexual harassment. Progress can also be seen across the board, with greater political power and representation for women, more socioeconomic opportunity, more equal access to public services, and more equal enforcement of civil liberties.

Laws on Violence Against Women is the 3rd most improved IIAG indicator

Over half of all Participation, Rights & Inclusion indicators have declined since 2012

Africa: Participation, Rights & Inclusion, indicator scores and trends (2012-2021)

Source: MIF



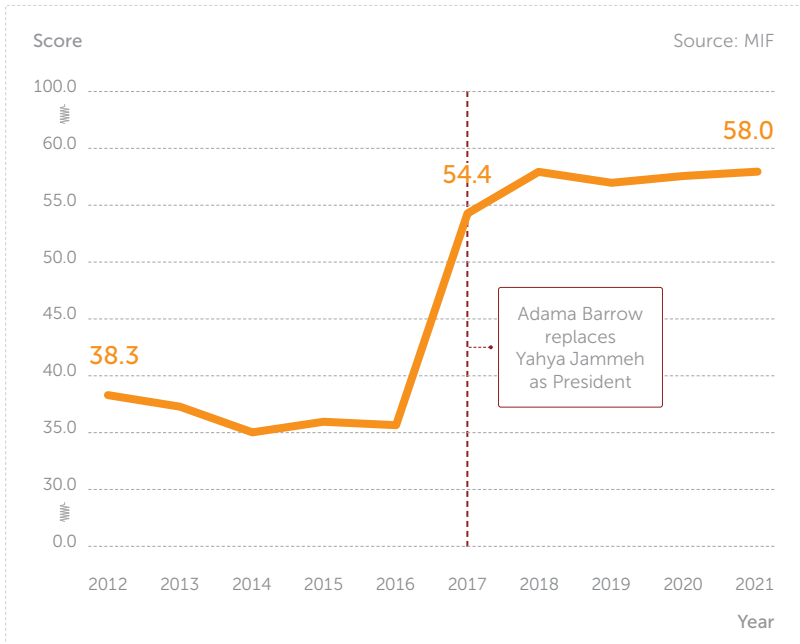
Protection against Discrimination is the lowest scoring indicator on the IAG

Gambia and Seychelles buck the continental trend

Gambia's democratic shift goes against continental trend

Gambia has bucked the continental trend in *Participation, Rights & Inclusion* with an improvement of almost 20 points (+19.7) over the last ten years. The country performance dramatically improved in 2017, coinciding with Adama Barrow replacing long-time leader Yahya Jammeh as President. Improvements have been registered in all four sub-categories and in 17 out of 19 indicators. The largest progress has been seen in civil society space, freedom and fairness of elections, digital rights and media freedom.

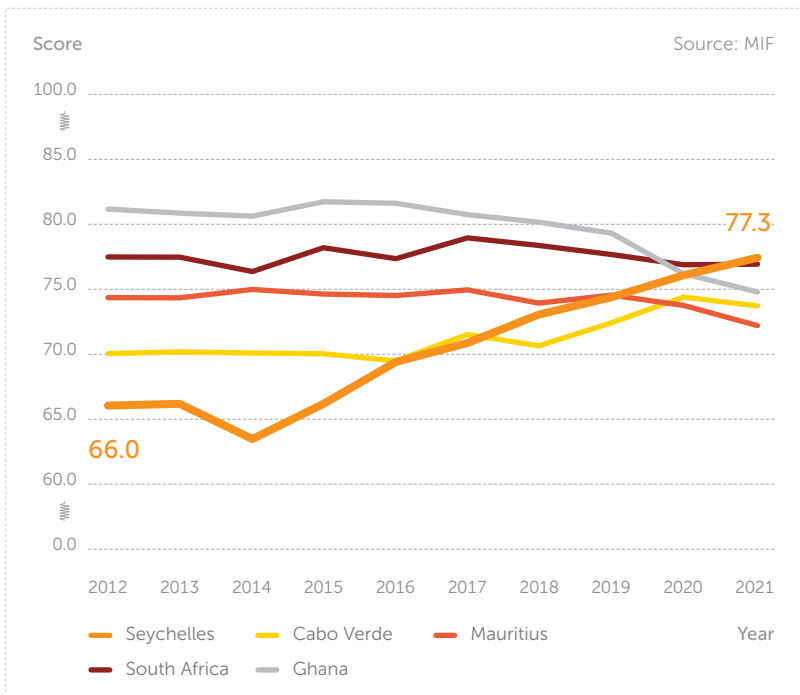
Gambia: *Participation, Rights & Inclusion* scores (2012-2021)



Seychelles reaches top rank in 2021 for the first time

Seychelles is another country to buck the trend at the continental level. Seychelles has gone from being ranked fifth in 2012, to reaching first in 2021. Since 2014, the country has recorded year-on-year improvement, while many other of the best scoring countries have declined since 2012, such as Cabo Verde (-0.6), Ghana (-2.2), and Mauritius (-6.5). Improvement in Seychelles has primarily been driven by progress in the *Participation* sub-category, with more free and fair elections and greater freedom of association and assembly. Meanwhile, Cabo Verde, Ghana, and Mauritius have all recorded a deterioration in *Participation*, as well as large declines in *Rights* for both Ghana and Mauritius.

Top 5 ranked countries: *Participation, Rights & Inclusion* scores (2012-2021)



Insight: *Participation, Rights & Inclusion* in Africa and the IIAG results

Elhadj As Sy, Chair of the Board, Kofi Annan Foundation

Inclusivity, representation and the protection of political rights are at the heart of democracy – when absent, governments cannot take informed decisions nor be held accountable for delivering on the aspirations and expectations of their citizens. The notion of participatory democracy is enshrined in the Universal Charter of Human Rights, which asserts that ‘everyone has the right to take part in the government of his country, directly or through freely chosen representatives.’

Since the democratic expansion in Africa of the early 1990’s, we have seen significant progress in the establishment of multiparty democracy and the entrenchment of democratic values. The result has been heightened legitimacy, more stability, faster socio-economic development and an increase in the frequency and quality of elections. True, many obstacles to genuine political participation remain, including legal clauses which can restrict full political rights to certain groups; or the economic burden of participation which can limit access to those with means. Yet for many years that trend was positive.

However, the 2022 IIAG and the findings of the next chapter are worrying. The inclusiveness of democracies across Africa is in retreat and at the same time, improvements in good governance have stalled. There is some good news: the majority of Africans today live in countries where overall governance has improved between 2012 and 2021, delivering increased opportunities for economic growth, development, and human health. However, progress has recently stalled, coinciding with the COVID-19 pandemic. More than half of Africans now live in a country where indicators of *Participation, Rights, & Inclusion* have declined in the last ten years, and more than one third live in a country where this decline has accelerated since 2017.

The chapter on *Participation, Rights & Inclusion* contains four underlying sub- categories measured by a range of indicators: *Participation, Rights, Inclusion & Equality*, and *Women’s Equality* – and three of these four sub- categories have deteriorated both over the whole decade and since 2017. *Participation* is in fact the category in the entire IIAG with the most significant decline between 2017 and 2021, driven mostly by pandemic-related restrictions on *Freedom of Association & Assembly* and *Democratic Elections*.

Restricting in-person gatherings was an almost universal response to the pandemic as governments sought to reduce opportunities for viral transmission. In a similar vein, many elections – the pre-eminent opportunity for political participation – were cancelled or postponed. As a result, the freeness and fairness of elections have declined, the space for civil society has shrunk, and political pluralism is weakening.

Beyond the pandemic, the report spotlights the decline of key democratic freedoms in the months building up to elections in several African countries. “Elections”, Kofi Annan once said, “provide a moment for citizens to come

together to debate and decide who will lead them, and for what purpose, and to renew their commitment to the democratic ideal." It is particularly concerning, therefore, that the periods leading to elections should instead be a time of increased restrictions on media freedom, digital rights, and freedom of expression.

The correlation between freedom of assembly, democratic elections and overall governance is evident. One of the clearest findings of the 2022 IIAG is that if we wish to see significant improvement in overall governance – with all the associated socio-economic and political benefits – concerted efforts must be made to increase levels of inclusivity, participation and the protection of fundamental political rights.

Of the four underlying sub-categories for *Participation, Rights & Inclusion, Women's Equality* is the only one to register progress, with 42 African countries measuring higher levels of equality in political and socioeconomic spheres for women than in 2012. Yet even here major barriers to full participation remain, including significant levels of violence against women and lack of socio-economic opportunities.

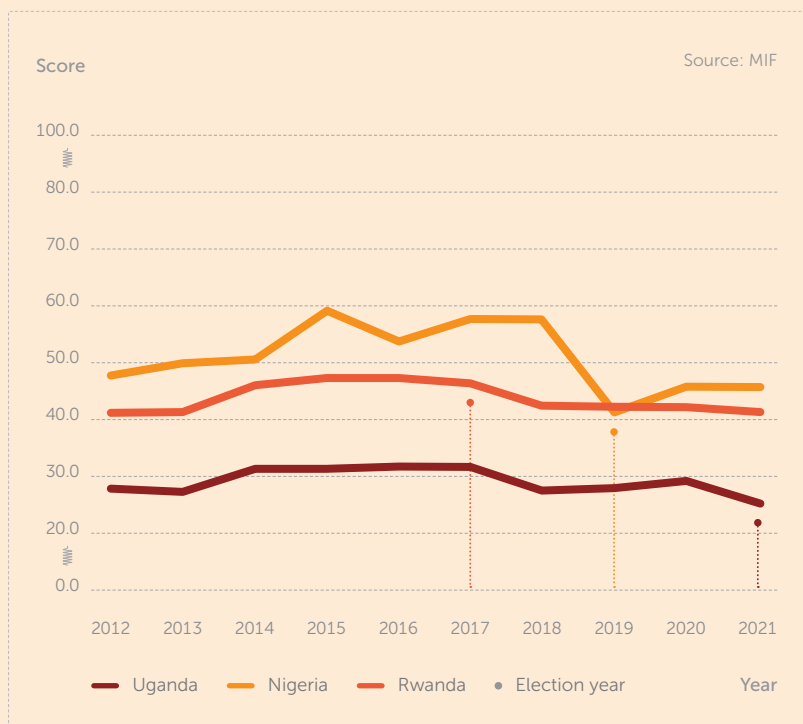
Kofi Annan also remarked that *"The will of the people must be the basis of governmental authority. That is the foundation of democracy. That is the foundation of good governance."* The findings on this year's IIAG and the data in this chapter validate his thesis and give us a clear roadmap going forward. To see inclusive governance and socio-economic growth flourish across the continent requires that we devote serious political will, attention and resources to expanding the role of the people in all aspects of governance. Only then can we deliver on both the promise of Africa and the aspirations of its peoples.

SPOTLIGHT

Key democratic freedoms decline during election periods

In several African countries who have recently held elections, there has been a concerning decline in key indicators of the IIAG sub-categories *Participation* and *Rights* in the year building up to the vote.

Selected African countries: *Democratic Elections* indicator scores (2012-2021)



Uganda: election year saw lowest score for *Democratic Elections* in a decade

The last presidential election in Uganda took place in 2021. The elections saw a concerning decline in democratic freedoms from an already low base. *Freedom of Association & Assembly* (-12.5) was Uganda's most deteriorated indicator between 2020-2021. Unsurprisingly, the election year saw declines in *Democratic Elections* (-4.9) as well as *Media Freedom* (-6.4), *Digital Rights* (-2.2) and *Political Pluralism* (-3.1).

While the *Democratic Elections* indicator's score has fluctuated throughout the decade, it reached a ten-year low of 25.0 in 2021. Barring 2021, the last election year in Uganda was 2016. With a score of 31.7, it was the peak score for free and fair elections in Uganda.

Nigeria: alarming decline in freeness and fairness of elections in build-up to vote

Between 2018 and 2019, the period building up to Nigeria's 2019 elections, Nigeria's most declined IIAG indicator was *Democratic Elections* (-16.8). *Civil Society Space* (-7.0) and *Media Freedom* (-6.3) were among Nigeria's ten most deteriorated indicators across this period, while *Digital Rights* (-2.1), *Personal Liberties* (-2.2) and *Political Pluralism* (-1.8) also declined.

With a score of 40.9, elections were at their least free and fair during the most recent election year. Before the 2019 elections, the last presidential election took place in 2015. With a score of 59.4, this was the highest score for the *Democratic Elections* indicator throughout the decade.

Rwanda: clampdown on liberties and digital rights in the year preceding election

Between 2016 and 2017, the year of the presidential election, Rwanda's score in the *Democratic Elections* indicator had decreased (-1.0).

Concurrently, in the lead-up to the election (2016-2017) other key indicators such as *Personal Liberties* and *Digital Rights* had been Rwanda's fourth and fifth most declined indicators for this period, respectively. In the year following the election, key indicators for elections further declined. Most notably *Freedom of Expression & Belief* was Rwanda's most deteriorated IIAG indicator between 2017 and 2018 (-6.0). *Democratic Elections* (-4.1) and *Media Freedom* (-2.4) also registered declines in that same period.

In contrast to others, Rwanda's scores have not rebounded following the election year. Instead, scores have continued to decline, suggesting a more long-term trend towards anti-democratic measures.

SPOTLIGHT

Despite better legal protection for women, violence persists

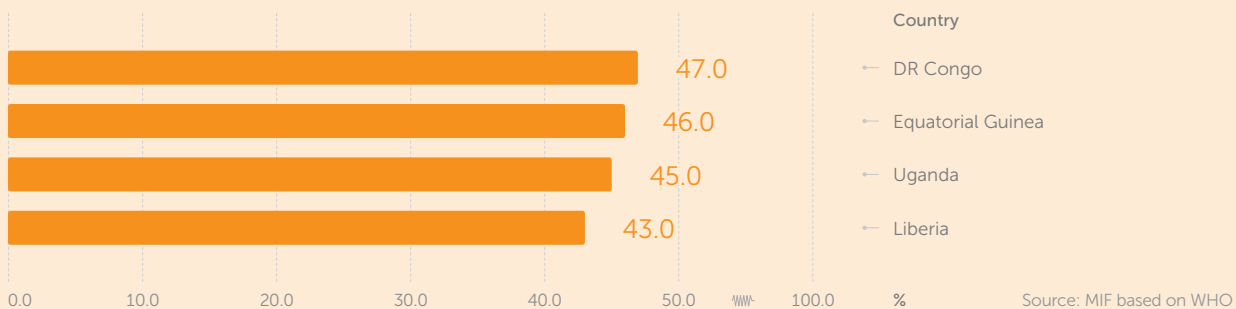
Laws on Violence against Women is the third most improved of all 81 IAG indicators. However, violence against women persists, most often in the countries where women are most vulnerable to other forms of gender-based violence, such as intimate partner violence or child marriage.

More laws on violence against women don't always lead to less violence against women

One of the most common forms of violence against women is intimate partner violence. At 47%, DR Congo has the highest prevalence of intimate partner violence in Africa followed by Equatorial Guinea, Uganda and Liberia.

Almost half of women experience intimate partner violence in DR Congo

Selected African countries: prevalence of intimate partner violence (2018)



Uganda, with a score of 100.0, scores highly in the indicator *Laws on Violence against Women* while also being the African country with the third highest prevalence of intimate partner violence.

Concerningly, Equatorial Guinea has a score of 0.0 which has remained unchanged over the decade long period. On the other hand, Liberia has improved, and DR Congo has remained unchanged with a score of 40.0.

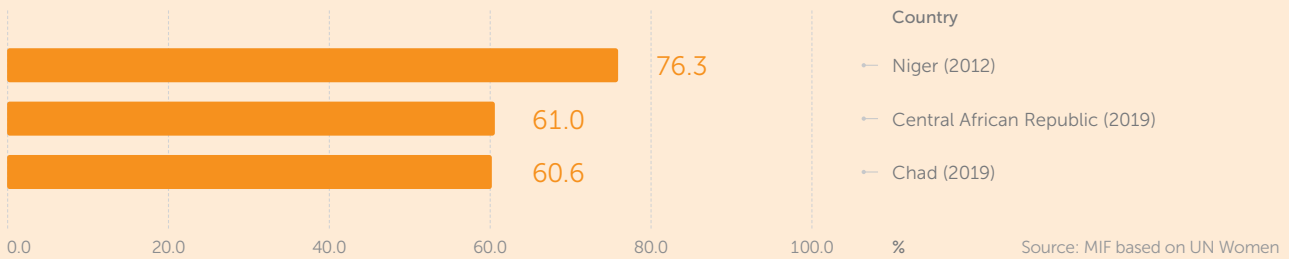
Africa is home to 15 of the 20 countries with highest rates of child marriage globally

Child marriage is another form of gender-based violence, all too common on the continent. According to UNICEF, currently 130 million African girls and women are married as children.

Niger, Central African Republic, and Chad are the three countries with the highest prevalence of child marriage. However, there are hotspots in other countries such as Burkina Faso, Guinea, Mali, Mozambique, Nigeria, Sierra Leone and South Sudan.

Niger, Central African Republic and Chad have the highest prevalence of child marriage in Africa

Selected African countries: prevalence of child marriage (latest available year)



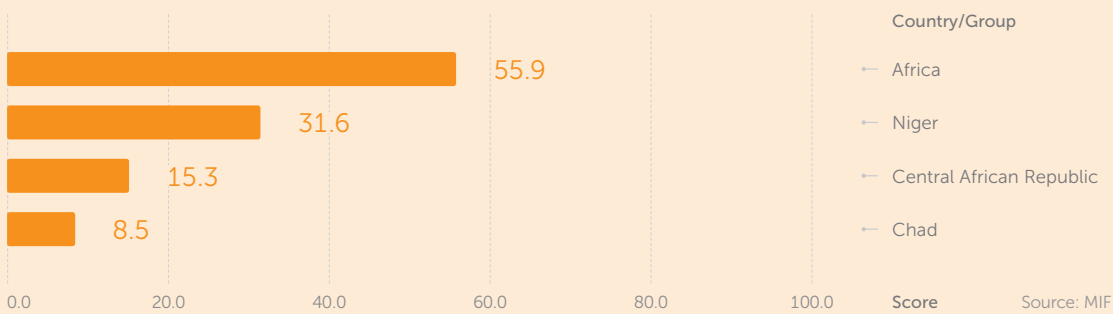
Poverty is the main cause of child marriage

Poverty is a key driver of the prevalence of child marriage across the globe. Often, poorer families see marriage as the only way for young girls to have financial security and ease their own financial burden from costs such as school fees.

Making primary and secondary education affordable for the poorest families and providing incentives for parents to keep their daughters in school could help reduce the prevalence of child marriage. While the gender education gap is reducing across the continent, there is still room for improvement, particularly at the level of secondary education where girls are still trailing boys.

Those with the highest levels of child marriage do poorly in educational gender parity

Africa & selected African countries: *Gender Parity in Education* indicator scores (2012-2021)



In countries with higher rates of child marriage, socioeconomic opportunities for women are scarce

Agenda 2063 recognises that child marriage is a setback to regional development. Greater economic opportunities for women are key to tackling child marriage. If families see that there is an alternative to marriage that will secure financial stability and security for their young girls, they would be less likely to marry them off.

Central African Republic (47th), and Chad (43rd) are among the lowest scoring countries in the *Socioeconomic Opportunities for Women* indicator

Insight: *Women's Equality* in Africa and the IIAG results

H.E. Ellen Johnson Sirleaf, former President of Liberia, 2017 Ibrahim Laureate

The successive improvement over the last ten years of the *Women's Equality* sub-category, with a record high score (55.0 out of 100.0) in 2021, is attributed to legal and institutional reforms made on the continent to ensure equal participation and access to opportunities, consistent with the aspirations of the United Nations Convention on the Elimination of All Forms of Discriminations against Women. In particular, the performance of the *Laws on Violence Against Women* indicator, the third most improved IIAG indicator in 2021, is also a noticeable milestone. While these success stories are noteworthy from a general governance point of view, the increasing rate of decline since 2017 in the overall performance of the *Participation, Rights, and Inclusion* (PRI) category, recording its lowest score in 2021, could likely adversely impact the celebrated success of the *Women's Equality* sub-category. Considerably, the nineteen (19) indicators under the PRI category might not be mutually exclusive; the individual performance of one indicator, for example, *Freedom of Expression and Belief under the Rights* sub-category could enhance or decrease the performance of the *Equal Rights & Civil Liberties for Women* under the *Women's Equality* sub-category.

The 2021 *Women's Equality* results are positive as they may be reflecting the continent's concerted efforts to transition from its patriarchal tendency and embrace a more pluralistic African society that appreciates the massive contribution of women to economic development and sustainable growth. The sustenance of the ten-year trend requires more robust interventions in other key areas such as women's protection and socioeconomic opportunities. It should be noted that stronger laws alone are not the sole determinant for the overall success of these results.

The overall Liberia experience is a case in point regarding deterioration in women's progress for example, representation in both Executive and Legislative women representation post Presidency points to the need for clear laws including those relating to political parties and the political will to ensure implementation of the laws. Thus, there was the failure to implement Executive Orders relating to banning of bail for rape and the cultural practices of FGM.

The highlight of the 2022 IIAG is the good news of increasing political power for women, as well as stronger representation of women in Africa. The COVID-19 pandemic introduced a converse effect, lockdowns, school closures, supply chain decline and overall deterioration in economic activities all of which affect women in particular. As a result, the 2022 outlook for a gender-equal world depicted deteriorating emotional and psychological well-being for women. Annual incremental gains made by women over the past years continue to see reversals through waves of pandemics and other shocks.

The Global Gender Gap Report 2022, indicates that a gender equality world is 132 years away. This is most concerning given the world communication at Beijing in 1985 and the tremendous effort by women to advance the Beijing Agenda.

The trend of the index for *Overall Governance*, registering a slower pace since 2019 is of equal concern in decline in the measures regarding the status of women. Unless reversed this could result in similar reversal or decline in the trend for women's equality.

My personal effort to join the world effort for gender parity lies largely in the establishment of the Ellen Johnson Sirleaf Center for Women and Development. Its Flagship operation is the Amujae Initiative which supports dynamic women on their leadership journey. In 2021, in line with the Center's mission to amplify the need for women's leadership at the highest level of public service, the Center released the Data Hub. This is an online resource that tracks, collates and shares data on women's inclusion in public leadership in West Africa. In 2023, the goal is to provide this analysis for other regions of Africa and use this for monitoring comparative National policies affecting and promoting women. We could draw from the IIAG in expanding our research. We thank the Mo Ibrahim Foundation for supporting this initiative.



Foundations for Economic Opportunity

African average

2021 score (out of 100.0)	48.3
10-year trend (2012-2021)	+3.0
Trend classification: 5-year trend (2017-2021) compared to 10-year trend	Slowing Improvement ●

African countries

10-year trend (2012-2021) by number of countries



Trend classification: 5-year trend (2017-2021) compared to 10-year trend by number of countries



Largest Improvement	Ghana
Change 2012-2021	+10.7
Score/Rank (2021)	64.6/7 th
Largest Deterioration	Guinea-Bissau
Change 2012-2021	-5.9
Score/Rank (2021)	25.9/50 th

Underlying measures	Score (2021)	10-year trend (2012-2021)	
Public Administration	51.0	+1.0	●
Business & Labour Environment	45.9	+0.9	●
Infrastructure	37.5	+8.1	●
Rural Economy	60.0	+1.6	●

Foundations for Economic Opportunity category: 2021 rank, 10-year trend & trend classification (2012-2021)

Source: MIF



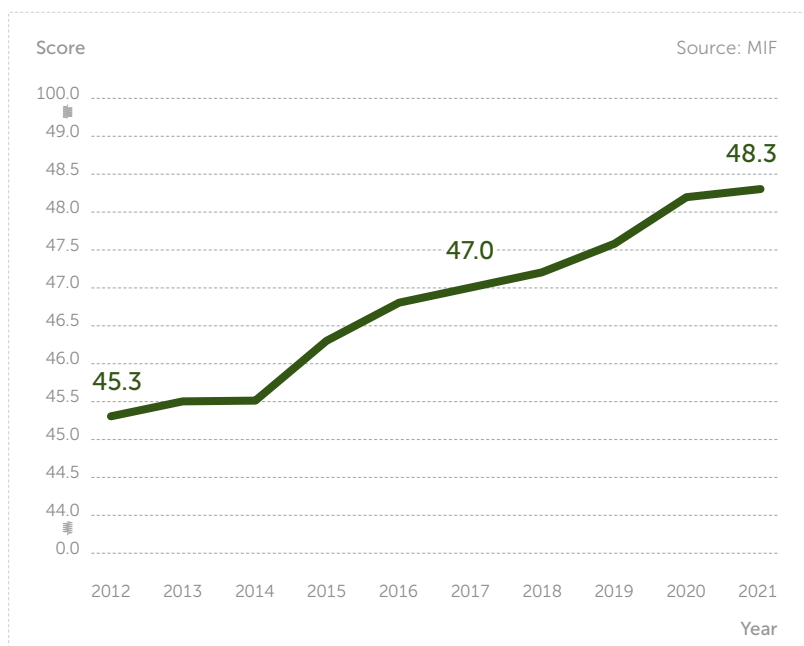
The continued progress in *Foundations for Economic Opportunity*, despite the seismic economic shock of COVID-19, is cause for optimism. Almost 90% of Africa's population live in a country where *Foundations for Economic Opportunity* has improved since 2012. An ever-larger share of the population in Africa has access to digital devices, banking services and electricity. Governments have increased their statistical capacity and civil registration systems are timelier and more affordable. All of these contribute to strong economic foundations. However, this should not mask the reality that for most African countries huge challenges remain. Africa has the lowest GDP per capita of any world region, more than one in ten young Africans are unemployed, and 600 million lack access to electricity. To address these challenges, governments need to improve their revenue mobilisation, invest in transport and energy infrastructure and lay the foundations for secure, well-paid jobs.

Foundations for Economic Opportunity gives cause for optimism, but huge challenges remain

With a score of 48.3 (out of 100.0), the *Foundations for Economic Opportunity* category ranks third, behind *Security & Rule of Law* (49.0) and *Human Development* (51.5). Despite this still comparatively low score, this category is an area of notable progress in the IIAG. However, significant challenges remain in areas such as labour relations and transport network. With an improvement of +3.0 between 2012 and 2021, *Foundations for Economic Opportunity* is the second most improved category after *Human Development* at the African average level. 43 countries - hosting 88.0% of Africa's population - have improved in *Foundations for Economic Opportunity* over the decade. A further 28 - home to 52.3% of the continent's population - have built on this momentum to see progress accelerate since 2017.

Steady improvement over the decade

Africa: *Foundations for Economic Opportunity* category scores (2012-2021)



Key highlights

Foundations for Economic Opportunity: the 2nd most improved IIAG category

Almost 90% of Africa's population live in a country where *Foundations for Economic Opportunity* is better in 2021 than in 2012

In 28 countries, hosting 52.3% of the continent's population, progress in *Foundations for Economic Opportunity* has even accelerated since 2017

Improvement is driven by digital infrastructure, but transport network remains an area of concern

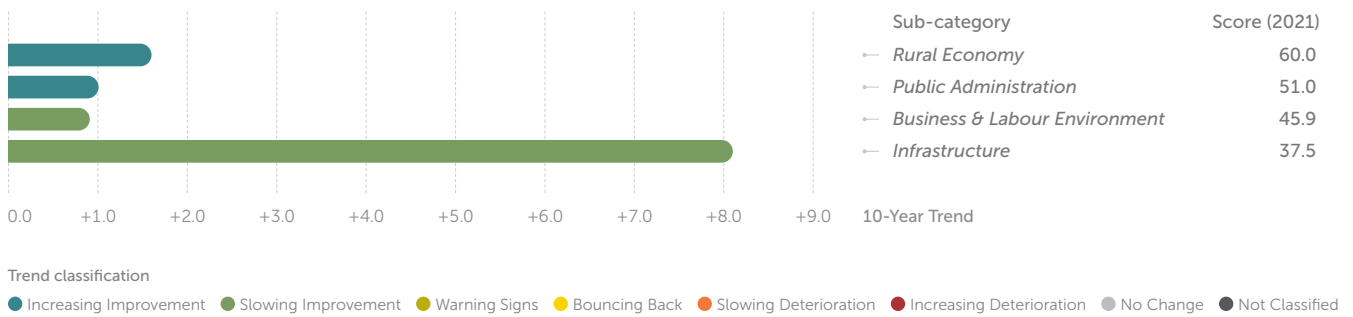
There have been improvements across most underlying areas in the *Foundations for Economic Opportunity* category, with all four sub-categories improving over the decade and improvements in *Infrastructure* (+8.1) standing out. No sub-category across the IIAG has improved more than *Infrastructure* over the decade, and it is the only sub-category to see all 54 countries register improvement since 2012. However, this progress comes from a low base. Despite the rapid rate of improvement, *Infrastructure* remains the IIAG's worst performing sub-category in 2021 with a score of 37.5 out of 100.0.

Infrastructure: all 54 countries have improved since 2012

Improvement across all four *Foundations for Economic Opportunity* sub-categories

Africa: *Foundations for Economic Opportunity*, sub-category scores and trends (2012-2021)

Source: MIF



Improvements in *Infrastructure* have largely been driven by the growth of digital infrastructure. Every country on the continent has greater access to internet and computers than in 2012, while every country but South Sudan has seen an increase in mobile connectivity and communications. There have also been notable improvements in energy access, though it remains much lower than in other global regions.

However, not all areas of *Infrastructure* have improved. With the exception of rail, transport networks have made no progress since 2012. Most countries have seen a decrease in the size of road networks and the prevalence of paved roads per capita. Shipping and postal facilities have also deteriorated. If the AfCFTA is to be a success, these barriers to trade and business must be addressed.

Improving business environment masks concerning decline in labour relations

The *Business & Labour Environment* (+0.9) sub-category has improved since 2012, although improvement has slowed in line with the COVID-19 pandemic. Since 2012 more people have access to banking services, business and competition regulations have improved, economic activities are more diverse and working poverty and vulnerable employment have decreased. But an increasingly repressive environment for trade unions has led to a concerning deterioration of labour relations, which has further accelerated since 2017.

Despite being the IIAG's most improved sub-category since 2012 (+8.1), *Infrastructure* remains the lowest scoring in 2021 (37.5)

Out of 81 IIAG's indicators, *Mobile Communications* (+21.8) and *Internet & Computer* (+16.9) are the 2 most improved over the decade

Labour relations have declined in half of all African countries since 2012

Positive strides in statistical capacity and civil registration systems

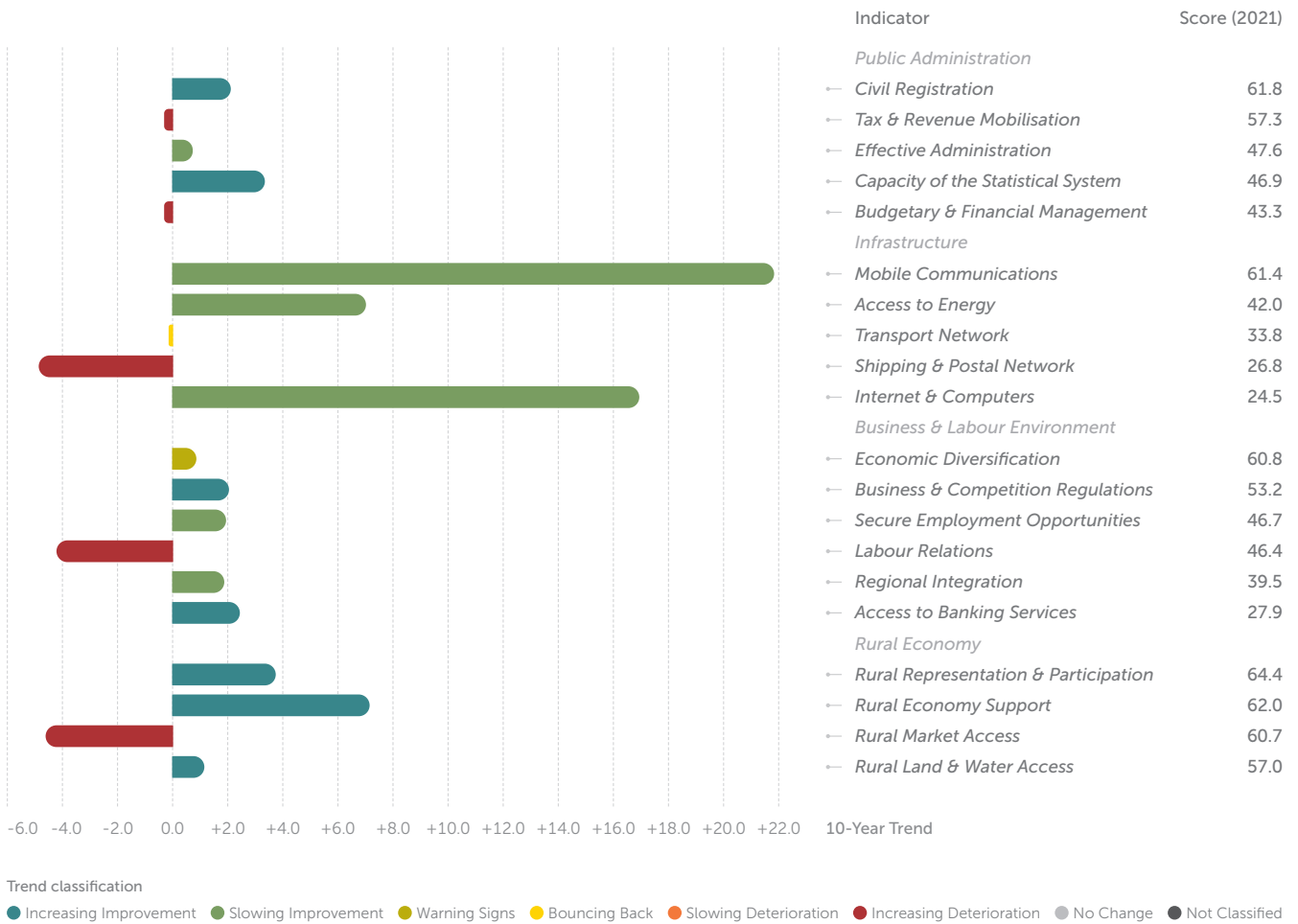
Public Administration (+1.0) has improved since 2012 due to strides in the capacity of statistical systems and improved civil registration systems. National statistical offices (NSOs) are providing greater data coverage and are making their data more open and accessible. This trend has accelerated since 2017 and will be key to steering economic policy and achieving both the SDGs and Agenda 2063. Civil registration systems are also better now than in 2012, with the improved timeliness of no-cost birth and death certificates. This improvement must be maintained to provide better public services, regulated jobs in the formal sector and to increase government tax bases.

In 35 African countries, statistical system capacity is better now than in 2012

Large improvements made in digital infrastructure and energy access

Africa: Foundations for Economic Opportunity, indicator scores and trends (2012-2021)

Source: MIF

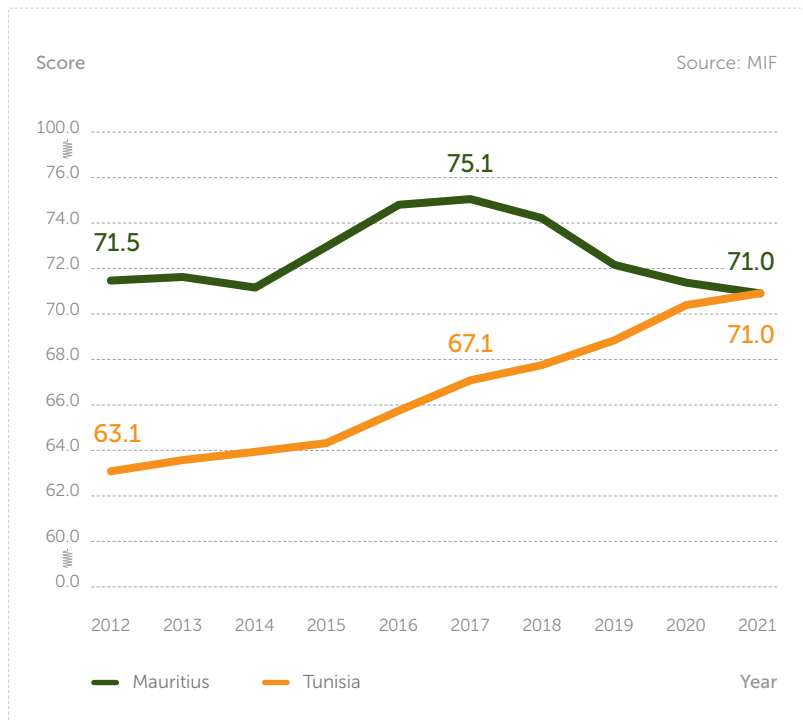


Mauritius & Tunisia: joint top scorers but on opposing trajectories

Mauritius and Tunisia are the joint top scoring countries in the *Foundations for Economic Opportunity* category in 2021, with a score of 71.0 out of 100.0. However, the two countries are on opposing trajectories. Mauritius has declined over the decade (-0.5) and is on a path of increasing deterioration. This follows a concerning decline of -4.1 since 2017, outweighing the improvements recorded in the first half of the decade. By contrast, Tunisia is on a path of increasing improvement, improving by +7.9 over the decade. Tunisia has improved its score in every IIAG year. In 2021, Mauritius recorded its worst score since 2012, while Tunisia recorded its best.

Mauritius and Tunisia on opposing trajectories

Mauritius & Tunisia: *Foundations for Economic Opportunity* category scores (2012-2021)



Mauritius' concerning trend has largely been driven by deterioration in the *Public Administration* sub-category, due to declines in the effectiveness of administration and the capacity of the statistical system. Declines in *Business & Labour Environment* driven by deteriorating labour relations have also played a role. In Tunisia, improved access to the internet and computers have led progress in the *Infrastructure* sub-category. Better labour relations explain progress in *Business & Labour Environment*, while improved market access has seen improvement in *Rural Economy*.

SPOTLIGHT

Less working poverty in Africa, but not enough jobs to go around

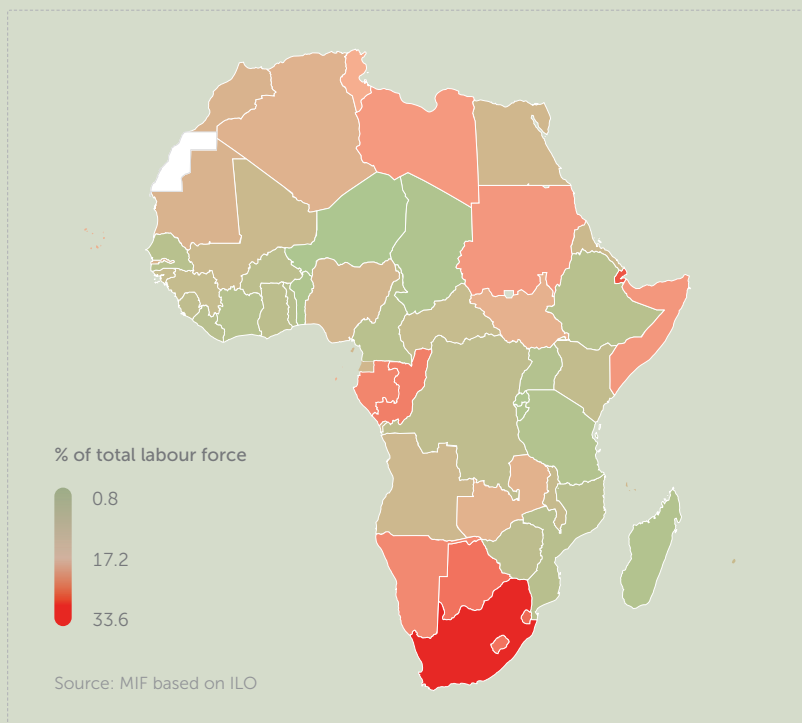
The lack of secure and decent jobs is a key issue for African governments faced with ever-growing populations, plus a key component of SDG8 – ‘Decent Work and Economic Growth’.

Progress has been made in ensuring that jobs are better paid and more secure, and the IAG indicator *Secure Employment Opportunities* is higher in 2021 than in 2012, thanks to a decline in working poverty and vulnerable employment.

However, the number of jobs available is still insufficient to meet the demand of Africa’s growing population. International Labour Organization (ILO) estimates show that the unemployment rate has increased in 42 African countries since 2012.

Official unemployment rate still above 10% in 20 countries

African countries: unemployment rate (2021)



According to the ILO, in 2021 the unemployment rate reached at least 10% in 20 African countries.

In eight countries, more than one in five economically active people over the age of 15 were unemployed: South Africa (33.6%), Djibouti (28.4%), Eswatini (25.8%), Botswana (24.7%), Lesotho (24.6%), Congo Republic (23.0%), Gabon (22.3%) and Namibia (21.7%).

 **39 African countries improved in the *Secure Employment Opportunities* indicator between 2012 and 2021**

Unemployment rates in Africa can often be deceptive. Due to the lack of social safety nets and formal jobs many in Africa work in the informal labour market, meaning official indicators such as the unemployment rate or even time-related underemployment can at times fail to convey a full picture of the labour market.

 **In South Africa, roughly 1 in 3 of the economically active population are unemployed**

Even those who are employed often suffer from underemployment, as jobs do not provide as many hours as workers need. In 2019, the latest year for which there is data, more than 10% of the labour force had insufficient hours in as many as 47 African countries.

More than 1/2 of all employment is informal in 38 out of 40 African countries with data

More than one in ten economically active young Africans are unemployed

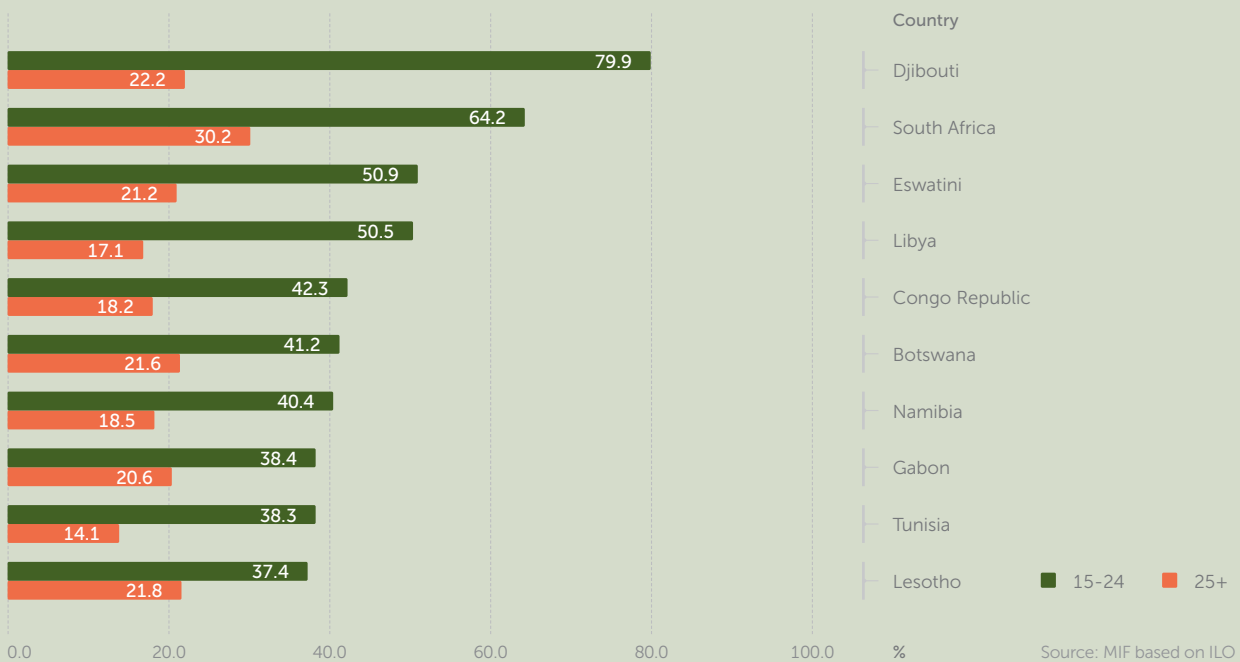
Unemployment among 15–24-year-olds is higher than for 25+ in every African country but Liberia.

- In 38 African countries, unemployment among 15–24-year-olds is over twice as high as among 25+, and in 13 countries it is over three times as high.
- The unemployment rate among 15–24-year-olds in Mauritius is five times as high as the rate of those 25+.

A total of 12.9% of 15-24-year-olds in Africa are unemployed, almost twice the unemployment rate among those 25 or older (6.7%)

Job opportunities for young people are scarce

Selected African countries: unemployment rate by age group (2021)



More than half of all employment is informal in the majority of African countries

The informal economy is the diversified set of economic activities, enterprises, jobs and workers that are not regulated or protected by the state. Informal workers often lack any form of social protection or employment-related benefits and are twice as likely to be poor compared to formal workers.

- More than half of all employment is informal in 38 out of 40 African countries with data.

The lack of data on informal employment also makes the implementation of targeted policies to address the challenges of informality difficult for policymakers.

- Fourteen African countries, accounting for almost one third of the continent's population (30.5%), have no data on informal employment rates within the last ten years.



Only 3 African countries (Ethiopia, Rwanda and South Africa) have informal employment data for the latest data year

SPOTLIGHT

African Continental Free Trade Area (AfCFTA): intra-continental trade still the lowest globally

AfCFTA: a tool to spur intra-regional trade

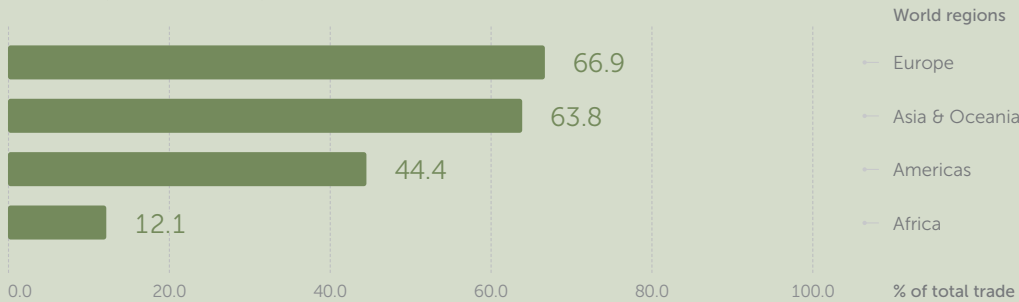
The African Continental Free Trade Area (AfCFTA), launched in January 2021, commits signatories to removing tariffs on 90% of goods for other signatories, to progressively liberalise trade in services and to address other non-tariff barriers. All African countries but Eritrea are signatories, and, 44 countries out of 54 have ratified the agreement as of October 2022.

African countries still mainly trade outside the continent

Intra-continental trade constitutes less than 13% of Africa's total trade, in comparison to 66.9% in Europe, 63.8% in Asia, and 44.4% in the Americas. The dependence on external markets leaves the continent highly exposed to crises and shocks in other parts of the world, as showcased by the impact of COVID-19 and the ongoing Russia-Ukraine war.

Intra-continental trade remains the lowest of any world region

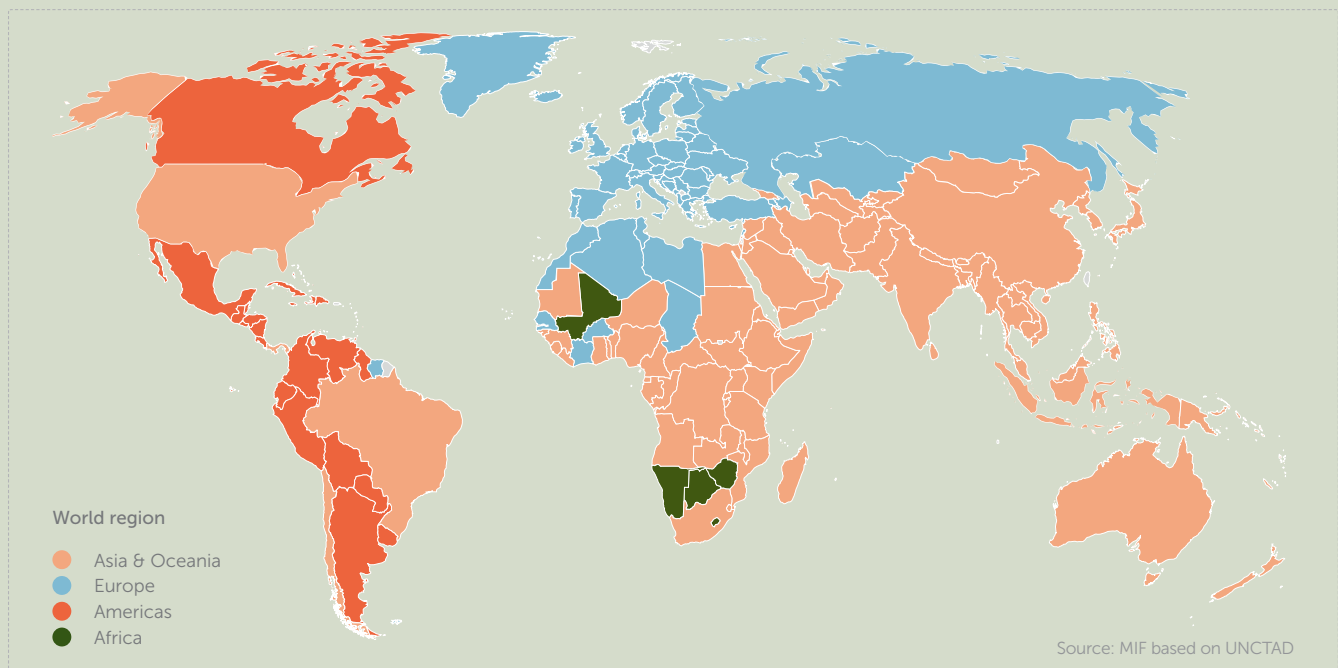
World regions: intra-regional trade (2021)




Source: MIF based on UNCTAD

Only five African countries do most of their trade within the continent

World countries: region accounting for biggest share of trade (2021)



 Countries still to deposit instrument of AfCFTA ratification (as of October 2022): Benin, Botswana, Comoros, Liberia, Libya, Mozambique, Madagascar, Somalia, South Sudan, Sudan

 Intra-continental trade in Africa is still the lowest of any world region

According to UNECA, the AfCFTA could boost intra-African trade by around 40%. By lowering these barriers, the hope is that intra-regional trade will increase and both spur economic transformation and increase resilience to shocks.

AfCFTA still a work in progress: intra-continental transport is key

With a score of 39.5 out of 100.0 in 2021, the *Regional Integration* indicator remains among the bottom quarter of IAG indicators despite improvement over the last ten years (+1.8). Progress has been driven by greater government efforts to promote regional integration and a relaxation of visa regulations for travel among African countries. Despite this, intra-regional trade has still declined at an accelerating pace since 2012. In 33 African countries, intra-African trade has declined as a share of the total trade since 2012. In 41 African countries, intra-African trade still accounted for less than a quarter of the total in 2021.

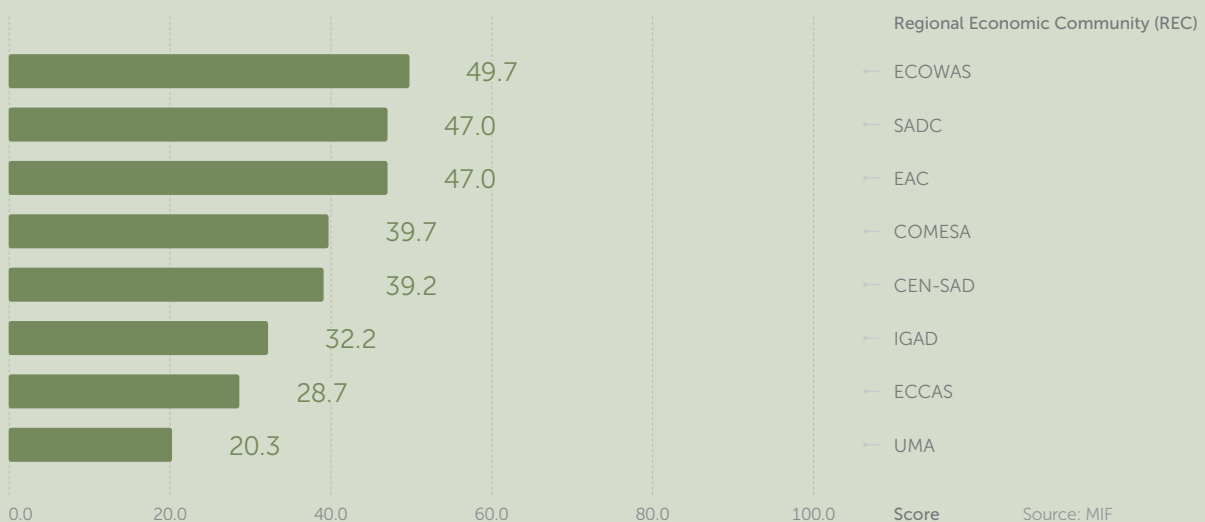
The AfCFTA is still a work in progress. It must be accompanied by progress in other initiatives such as the Protocol on the Free Movement of Persons and the Single African Air Transport Market (SAATM). Projects under the Programme for Infrastructure Development in Africa (PIDA), designed to establish transnational transport corridors and telecommunications networks, must be completed. Without the relevant infrastructure to ease movement within the continent, intra-regional trade will continue to be costly and inaccessible, regardless of tariff reductions. The success of related digital platforms will also be instrumental in building intra-African supply chains.

In 41 African countries intra-African trade was still less than a 1/4 of total trade in 2021

ECOWAS leads the way on regional integration, but SADC does best on intra-African trade

The picture on regional integration varies across the continent. Among the Regional Economic Communities (RECs), the Economic Community of West African States (ECOWAS) leads the way in *Regional Integration* due to government efforts and open visa regimes. However, from a trade integration perspective, the Southern African Development Community's (SADC) share of intra-African trade is over twice that of ECOWAS.

RECs: *Regional Integration* indicator scores (2021)



SPOTLIGHT

SDG7 - Access to Energy: current rates of progress still leave most of Africa off track

Africa lags behind all other world regions in energy access

Just over half (55.9%) of Africa's population has access to electricity, as opposed to over 90% for the rest of the world.

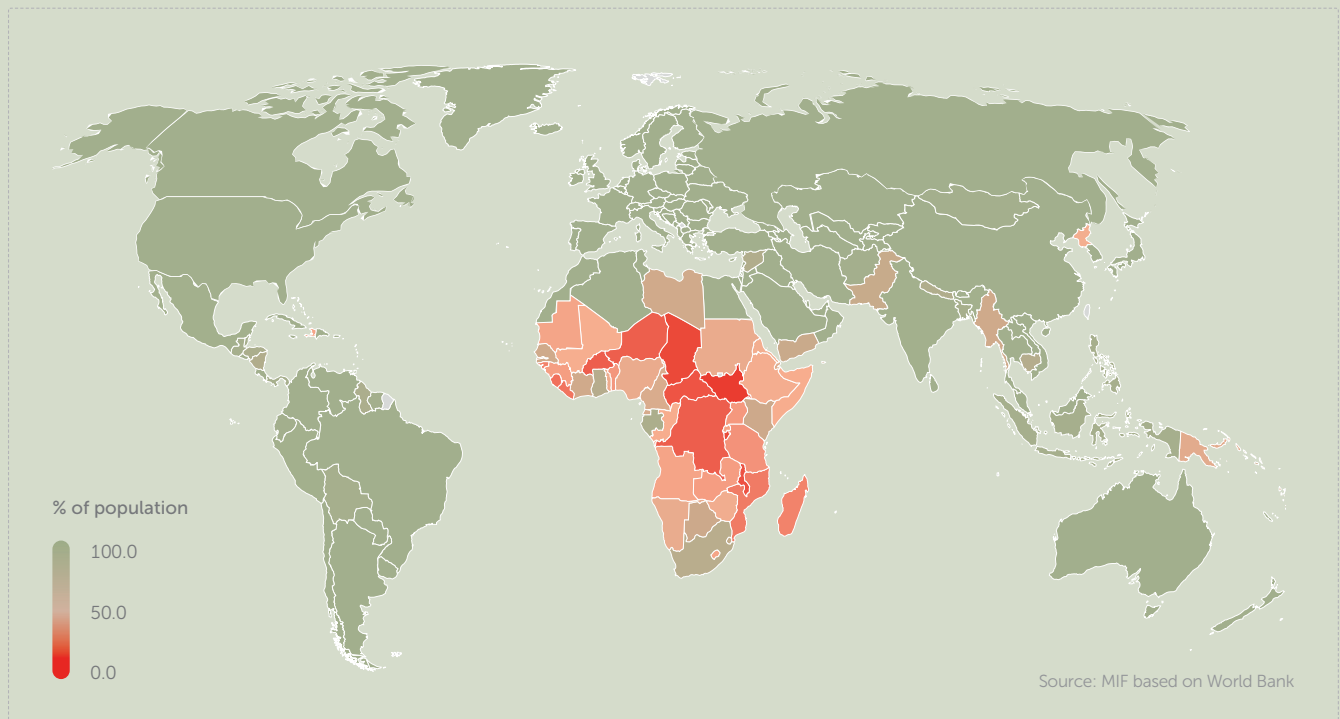
- In 2019, Japan alone consumed more electricity than all African countries combined, with a population less than one tenth of the size.
- Almost 600 million people on the continent still lack any access at all, equivalent to the entire population of France, Japan, the US and the UK combined.

In addition, Africa is the only region in which use of unclean cooking fuels is rising, posing a major health hazard. In total, over 950 million in Africa still lack access to clean cooking fuels. Only one country, Seychelles, has universal access to clean cooking fuels.

- In 40 out of 53 African countries, most of the population lacks access to clean cooking.

Roughly 600 million in Africa still lack access to electricity

World countries: access to electricity (2020)



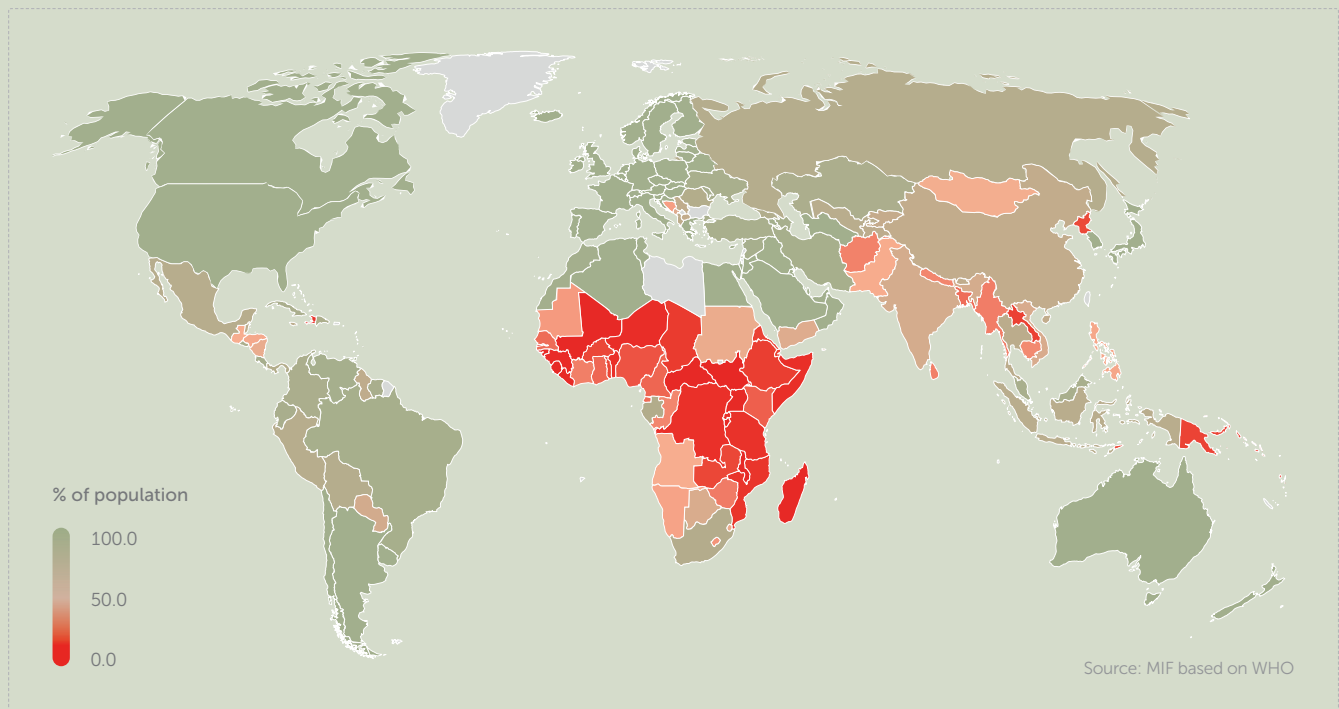
Africa faces a unique energy challenge

As highlighted by MIF's report *The Road to COP27: Making Africa's Case in the Global Climate Debate*, energy access remains a key challenge for most African countries. Africa uses the least energy of any world region, but countries in the region face the unique challenge of bringing power and fuel to people while also adhering to climate commitments.

The IIAG *Access to Energy* indicator sits within the *Infrastructure* sub-category and measures progress in energy based on access to electricity and clean cooking fuels. The indicator can be used as a proxy for SDG7 'Ensure access to affordable, reliable, sustainable and modern energy for all'.

Over 950 million in Africa lack access to clean cooking fuels

World countries: access to clean cooking fuels & technologies (2020)



Despite improvements, only four African countries are on track to achieve SDG7

Access to Energy has improved in 51 out of 54 African countries since 2012. It is the 12th most improved indicator (+7.0) out of 81 at the African average level.

However, with a score of 42.0 out of 100.0 in 2021, it remains in the bottom third of IIAG indicators, with performance between countries being very unequal.

- Only six countries on the continent score more than 90.0 (out of 100.0).

Despite progress, most African countries are a long way from universal energy access. If the trends of the last decade were to be replicated until 2030, only four African countries, Algeria, Egypt, Seychelles, and Tunisia would achieve SDG Target 7.1.

More nuanced approach to Africa's energy landscape needed if SDG7 is to be achieved

Factoring the energy poverty faced by many of Africa's citizens into multilateral climate discussions is key. Plans must be made for a nuanced energy transition that moves towards a low-carbon future, with the biggest polluters taking on the biggest burden. Previous commitments on climate finance must be implemented, with more finance for renewable energy investment directed towards Africa. Governments in industrialised countries - where almost all the population has access to energy - and multilateral institutions should recognise Africa's unique energy context and clear the way for the use of gas as a transitional fuel on the continent, allowing for downstream investments which will notably increase energy access.

SDG Target 7.1 'By 2030, ensure universal access to affordable, reliable, and modern energy services' is measured the proportion of the population with access to electricity and the proportion of the population with primary reliance on clean cooking fuels.

SPOTLIGHT

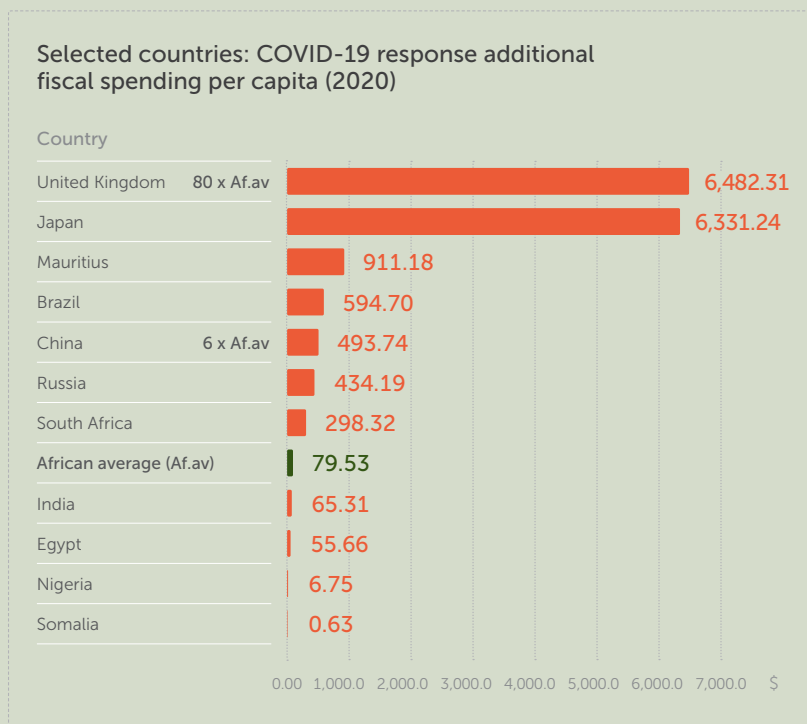
Revenue mobilisation declines from an already low base, widening the development funding gap

African governments face numerous challenges in mobilising domestic revenue. The most recent data show that on average, African countries' tax revenues equate to just 22.5% of GDP compared to 42.8% for EU countries.

- Half of African countries collect less than 20% of GDP in tax revenue.
- Ethiopia (9.0%), Nigeria (8.6%), Somalia (7.0%), and Sudan (9.2%) each collect less than 10% of GDP in tax revenue.

The COVID-19 crisis has exposed the deeper structural issue of limited domestic resource mobilisation. In 2020, African countries were on average only able to spend \$79 per head on the pandemic response, in comparison to over \$6,000 in Japan and the UK.

 On average, tax revenues equate to just 22.5% of GDP in African countries, compared to 42.8% for EU countries



Mauritius: highest per capita COVID-19 additional spending in Africa



Somalia: lowest per capita COVID-19 additional spending in Africa

Source: MIF based on IMF & UNDESA

With a \$200 billion per year SDG funding gap, over \$425 billion needed by 2025 to secure a robust pandemic recovery, plus at least \$70 billion a year needed for climate adaptation, the requirement to increase public revenues is enormous. COVID-19 and the climate crisis have shown the risks of overdependence on external sources of finance.

However, the 2022 IIAG concerningly shows that African governments' capacity for revenue mobilisation has actually declined since 2012.

- 30 countries have seen decline or stagnation in the *Tax & Revenue Mobilisation* indicator between 2012 and 2021.
- For 13 countries, capacity for revenue mobilisation has even declined at an accelerating pace since 2017.

Who is funding whom? Africa loses more through illicit financial flows than it gets through development assistance

Over the last 50 years, Africa is estimated to have lost in excess of \$1 trillion in illicit financial flows.

- This sum is roughly equivalent to all of the official development assistance received by Africa during the same timeframe.

According to UNCTAD, \$88.6 billion leaves the continent annually as illicit capital flight.

- This sum is equivalent to almost half of the annual SDG financing gap (\$200 billion), and more than the total paid by African countries towards debt servicing in 2019 (\$54.9 billion).

Curbing illicit financial flows will be critical to generating more domestic resources and giving African countries greater ownership over their own development agendas.

- Curbing illicit capital flight could generate enough capital by 2030 to finance almost 50% of the \$2.4 trillion needed by sub-Saharan African countries for climate change adaptation and mitigation.

The Africa Initiative is a global partnership set up in 2014 to reduce illicit financial flows from Africa through tax transparency and exchange of information, with 34 African countries, the AfDB, the African Union Commission (AUC), and a number of partner countries and institutions participating.

- Since 2014, nine African countries have reported collecting 233 million euros as a direct result of information requests.
- Since 2009, at least 1.2 billion euros in additional revenue have been identified through voluntary disclosure programmes, information exchanges, and offshore investigations.

However, more countries must use these tools if the flow is to be truly stemmed. For example, only 15 countries sent requests for tax information in 2021, with four countries – Algeria, Kenya, Nigeria, and Tunisia – accounting for over 90% of those requests.

African governments must also implement the policy recommendations outlined in the African Common Position on Asset Recovery (CAPAR) to ensure that resources that have already left the continent illicitly are returned and utilised for the development priorities of African countries. CAPAR is the bedrock for Africa's legal instruments and technical framework for negotiating the return of Africa's assets and funds taken illicitly from the continent and hosted in foreign jurisdictions.



The 2022 Ibrahim Index of African Governance offers an important overview of the development of governance on the continent, based on data, not personal views or interpretations.

And the picture is worrisome: after an encouraging phase of improvements in the second decade of this century progress slowed down since 2019 and is even threatening to reverse.

It is in the vital interest of both Africa and Europe to find an answer to this development. Both sides, AU and EU as well as the member states, should take this report as a starting point to systematically review their strategies for cooperation. There is a need to think together on diplomacy, development, and defence policy. And both sides should take note that Africans themselves speak out loudly about bad governance and corruption. More and more citizens demand accountability of their governments, especially in the young generation. It is also alarming, to say the least, that education enrolment is stalling.

The ongoing huge outflows of illicit money from Africa is meanwhile well documented. Europe and the global north altogether must do also their part to close the "safe havens" for these money flows. To enable Africa to lift its potential in the interest of a good future for its youth, there is an urgent need for better governance in Africa but in Europe and the global north as well.

Prof. Horst Köhler, former Federal President of Germany, MIF Prize Committee Member

Insight: *Foundations for Economic Opportunity* in Africa and the IIAG results

Dr. Jin-Yong Cai, former CEO of the International Finance Corporation (IFC), MIF Board Member

The 2022 IIAG depicts a mixed picture of Africa's current status on governance. While some improvement has been made in certain categories, the overall trend is concerning, which might not be a surprise for those who have been closely following the continent's economic development trend. I am of the view that better governance is not the end but means and conditions for achieving the goal of overall social and economic progress which is fair and sustainable. Progress on governance and economic conditions and development go hand in hand, they often reinforce each other positively or negatively.


The global economy now faces strong headwinds – slowing growth, elevated inflation, and tightening financial conditions, against such a backdrop, Africa's development prospects near-term are indeed uncertain and challenging. Ultimately in the long term, the region's economic security and prosperity will require high-quality growth. To finance Africa's growth, we need to mobilize both internal and external capital resources. It is important to recognise that developing Africa's own financial system is critical, as no one can finance their own development through external sources alone.

In fact, Africa's financial system has made good progress over the past decades, with more financial services (mainly credit) provided to more firms and households. Enabled by technology, we have seen more players and new products help broaden access to financial services. However, many challenges remain, borrowing costs are still high and terms are short, we are still far from an efficient, inclusive and deep Africa financial system which can finance households, business (especially SMEs) and infrastructure assets, which are keys to drive economic growth. For the foreseeable future, external capital continues to be extremely important to finance Africa's growth, especially on infrastructure assets which require long term capital. Among various external financing products, although debt products are more readily available (with the market clearing terms and conditions) from commercial and multilateral lenders, most, if not all, African countries already have high debt levels and can hardly put more on their balance sheets. Hence, more long-term risk-taking equity capital from external sources is needed and with more equity capital, more debt can be leveraged.



Human Development

African average

2021 score (out of 100.0)	51.5
10-year trend (2012-2021)	+3.5
Trend classification: 5-year trend (2017-2021) compared to 10-year trend	Increasing Improvement 

African countries





10-year trend (2012-2021) by number of countries



Trend classification: 5-year trend (2017-2021) compared to 10-year trend by number of countries



Largest Improvement	Somalia
Change 2012-2021	+11.8
Score/Rank (2021)	31.7/52 nd
Largest Deterioration	Libya
Change 2012-2021	-14.0
Score/Rank (2021)	45.2/37 th

Underlying measures	Score (2021)	10-year trend (2012-2021)	
Health	58.3	+4.7	
Education	48.2	+3.2	
Social Protection & Welfare	45.0	+2.3	
Sustainable Environment	54.4	+3.5	

Human Development category: 2021 rank, 10-year trend & trend classification (2012-2021)

Source: MIF



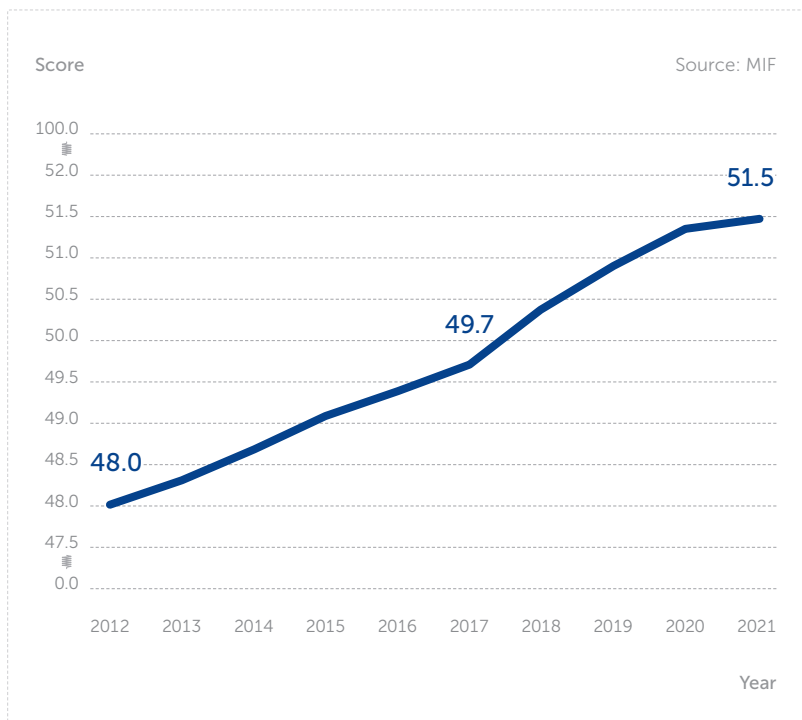
Key highlights

Human Development has improved year-on-year over the last decade, with more than 90% of Africa’s population living in a country where public services such as health and education are better in 2021 than in 2012. Social protections are more extensive, decent housing is on the rise, and governments have made strides in environmental sustainability. However, the fallout from COVID-19 has impacted these trends, reflecting the priorities related to the management of the pandemic on the continent. On the one hand, improvements in healthcare and social protections have accelerated since 2019. On one hand, education systems have performed more poorly over the last three years. There has also been a decline in environmental sustainability in this period, which is particularly alarming considering that the world’s ten most climate vulnerable countries are in Africa.

Human Development has improved every year since 2012, sustaining progress in all areas

Human Development is the only category to improve every single year between 2012 and 2021

Africa: *Human Development* scores (2012-2021)



Human Development is the only IIAG category to show accelerating progress over the latest 5 years

For more than 90% of Africa’s population, *Human Development* scores are higher in 2021 than in 2012 and 2017

Human Development is the highest scoring category in 2021 – with an African average score of 51.5 (out of 100.0). It is also the only category to have progressed both over the decade (2012-2021) and in the latest five-year period (2017-2021), and to have done so at an accelerated pace in the latter

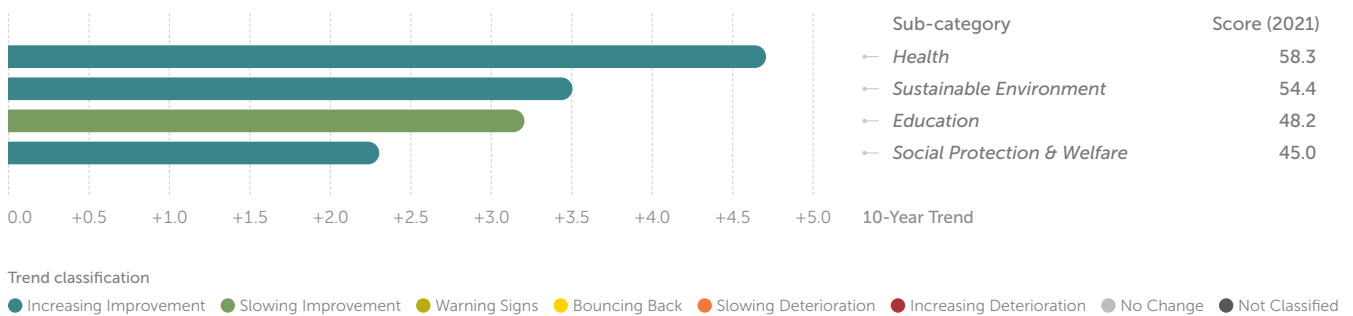
period (at an annual average rate of +0.45 compared to +0.39 since 2012). Moreover, *Human Development* constitutes the only category which has improved every single year during the last decade. More than two-thirds of African countries have followed a positive trajectory both over the ten-year and five-year periods (48 and 43, respectively), more than for any other category. This category is home to the third and fifth highest scoring sub-categories in 2021 (*Health* and *Sustainable Environment*, respectively).

Of the 10 highest scoring countries in *Human Development* in 2021, 3 have registered a deterioration since 2017: Mauritius (2nd), Cabo Verde (6th) and Rwanda (10th)

All four *Human Development* sub-categories feature among the IIAG's six sub-categories that have improved the most since 2012: *Health* (3rd), *Sustainable Environment* (4th), *Education* (5th) and *Social Protection & Welfare* (6th)

Africa: *Human Development*, sub-category scores and trends (2012-2021)

Source: MIF



Progress in *Human Development* over the decade has been driven by improvement in all four underlying sub-categories: *Health* (+4.7), *Sustainable Environment* (+3.5), *Education* (+3.2) and *Social Protection & Welfare* (+2.3). For three of these, the pace of improvement in the latest five years has accelerated (*Health*, *Sustainable Environment* and *Social Protection & Welfare*).

Health-related development targets and sustainable environment main drivers of improvement

Health, the IIAG's third highest scoring sub-category in 2021, has recorded year-on-year improvement since 2012. This positive trend is driven by progress in most of the *Health* sub-category underlying indicators: child and maternal health, control of communicable diseases, compliance with international health regulations, access to water and sanitation. All four indicators have also improved since 2017, with *Compliance with International Health Regulations (IHR)* doing so at a faster pace.

However, the two remaining indicators have deteriorated over the last ten years: *Control of Non-Communicable Diseases* (-1.4) and *Access to Healthcare* (-0.6). While *Access to Healthcare* has managed to bounce back, registering an improvement between 2017 and 2021, the deterioration in *Control of Non-Communicable Diseases* has continued, albeit at a slower pace.

For 3 out of 4 sub-categories of *Human Development*, progress has accelerated over the past 5 years (*Health*, *Sustainable Environment* and *Social Protection & Welfare*)

23 countries have improved in the 4 *Human Development* sub-categories since 2012, more than from any other category

Of the top 10 countries in *Human Development* in 2021, 3 have deteriorated since 2017: Mauritius (2nd), Cabo Verde (6th) and Rwanda (10th)

Concerning trends in *Health*: 2 out of 6 *Health* indicators have deteriorated since 2012, *Control of Non-Communicable Diseases* (-1.4) and *Access to Healthcare* (-0.6)

The prevalence of non-communicable diseases has risen since 2012 due to an increase in metabolic risks

Improvement in *Sustainable Environment*, the IIAG's fifth highest scoring sub-category in 2021, is driven by all five underlying indicators: *Air Quality* (+8.5), *Enforcement of Environmental Policies* (+4.7), *Land & Water Biodiversity Protection* (+2.3), *Sustainable Use of Land & Forests* (+1.6) and *Promotion of Environmental Sustainability* (+0.6).

Since 2017, the pace of improvement has accelerated for environmental policy enforcement, sustainable use of land and forests, as well as the protection of biodiversity on both land and water. At the same time, the improvement in air quality has slowed down, and deterioration has even been registered for environmental sustainability promotion, threatening the progress made over the decade.

More than two-thirds (42) of African countries – hosting 86.5% of the continent's population – have improved in *Sustainable Environment* since 2012. More than half (23) of those – hosting 62.3% of the continent's population – have been able to accelerate their rate of progress over the last five years. However, concerningly, nine countries – Angola, Benin, Botswana, Burundi, Cabo Verde, Guinea, Mauritania, Rwanda and Tunisia – have experienced a negative trajectory since 2017. Among them, three feature in the top ten in 2021: Botswana (ranking 2nd), Tunisia (4th) and Rwanda (6th).

Progress in social protection and welfare on the back of a rise in decent housing

Despite being the IIAG's sixth most improved sub-category both over the decade and in the latest five years, *Social Protection & Welfare* remains the fifth lowest scoring sub-category in 2021. The positive trajectory since 2012 has been driven by progress in indicators measuring access to decent housing, inequality levels, as well as the existence of social safety nets. All three indicators have managed to accelerate their speed of improvement between 2017 and 2021. However, further progress has been impeded by the indicators *Poverty Reduction Policies* and *Food Security*, both following a trajectory of increasing deterioration.

42 countries have improved in *Sustainable Environment* since 2012, driving progress at the African average level

Of the 11 countries deteriorating in *Sustainable Environment* over the decade, 3 have declined at a quicker pace since 2017 (Burkina Faso, Libya, Namibia)

Only 2 out of 5 *Social Protection & Welfare* indicators have deteriorated over the decade: *Poverty Reduction Policies* (-0.4) and *Food Security* (-0.2), with the pace of decline accelerating for both since 2017

Education: progress losing momentum since 2017

Of the four *Human Development* sub-categories, *Education*, the IIAG's seventh highest scoring sub-category in 2021, is the only one whose progress has slowed down since 2017 (at an annual average rate of +0.28 compared to +0.36 over the decade). *Education* has been the fifth most improved sub-category over the decade but only the seventh in the latest five years (+3.2 and +1.1, respectively).

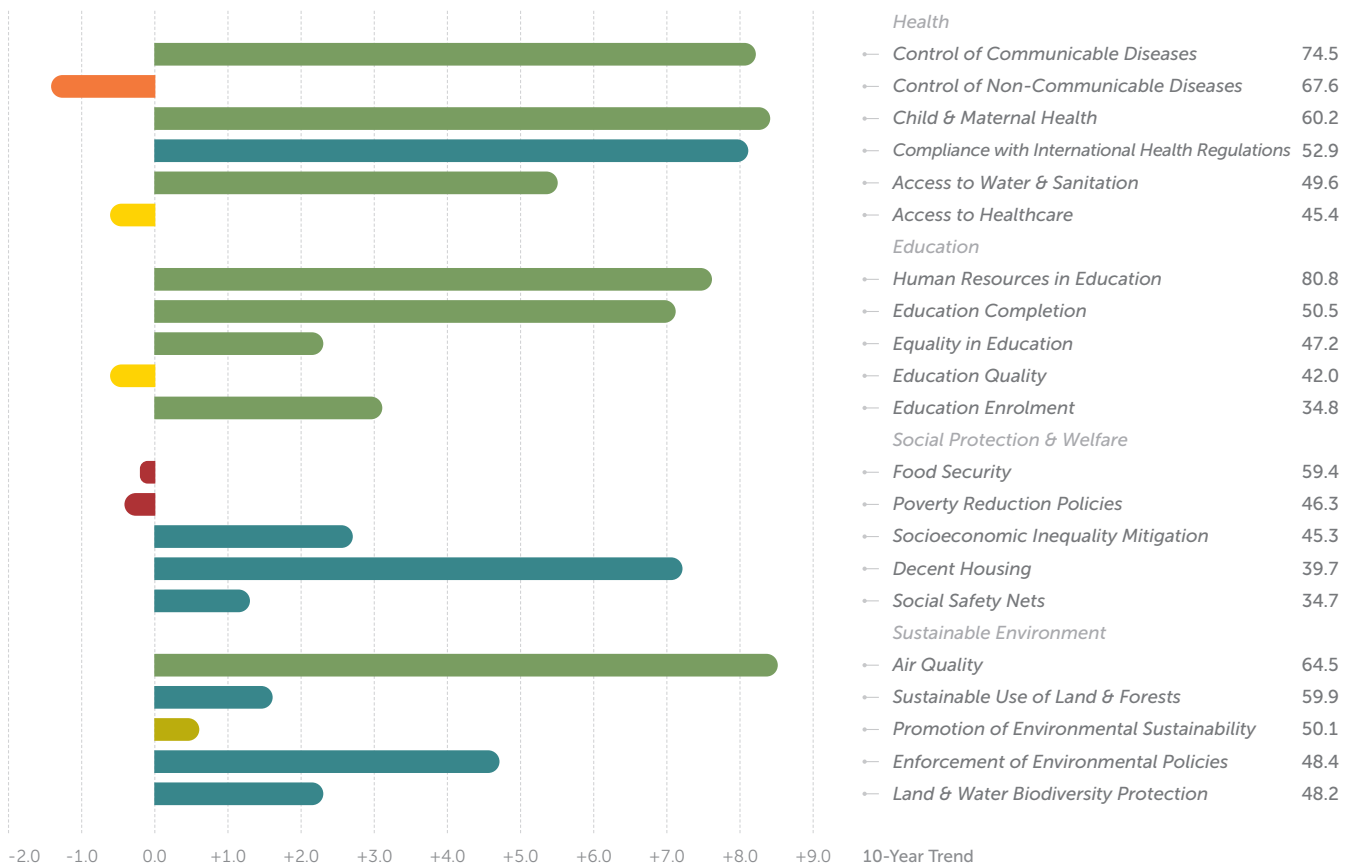
Progress in the *Education* sub-category over the ten years has been driven by four out of its five underlying indicators: *Human Resources in Education* (+7.6), *Education Completion* (+7.1), *Education Enrolment* (+3.1) and *Equality in Education* (+2.3). All four have also improved since 2017 but at a slower pace. Further improvement over the decade has been mainly pre-empted by the deterioration recorded in the indicator *Education Quality* (-0.6). However, it has managed to bounce back since 2017, seeing its score increase by +1.7 points. *Education Quality* assesses whether education policy is successful in delivering high-quality education, as well as the extent to which the education system meets the needs of a competitive economy and the learning-adjusted years of schooling.

4 out of the IIAG's 10 highest scoring indicators in 2021, and 7 out of 10 most improved since 2012, are *Human Development* indicators

Seven of the IIAG's ten most improved indicators over the decade sit in the *Human Development* category

Africa: *Human Development*, indicator scores and trends (2012-2021)

Source: MIF



Trend classification

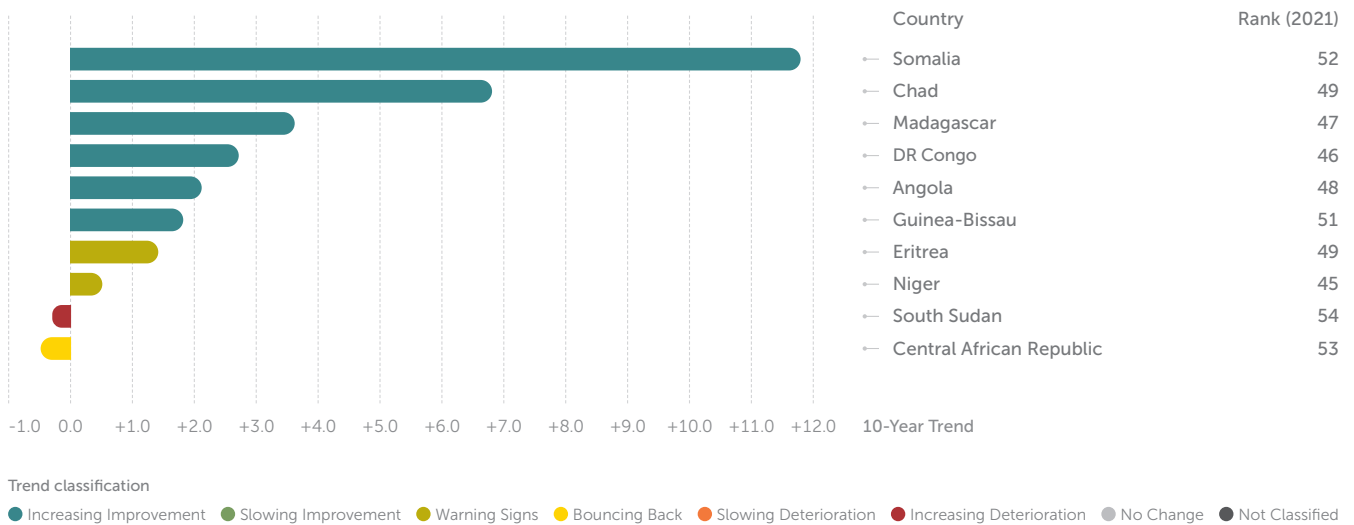
● Increasing Improvement ● Slowing Improvement ● Warning Signs ● Bouncing Back ● Slowing Deterioration ● Increasing Deterioration ● No Change ● Not Classified

Good news: six of the ten lowest scoring countries accelerated progress in the last five years

Of the ten lowest scoring countries in *Human Development* in 2021, six of them have improved both over the decade and in the latest five years, and have done so at an accelerated pace in the latter period – DR Congo (ranking 46th), Madagascar (47th), Angola (48th), Chad (49th), Guinea-Bissau (51st) and Somalia (52nd).

Bottom 10 African countries: *Human Development* sub-category trends (2012-2021)

Source: MIF



For 3 of the 6 countries among the bottom 10 for *Human Development* in 2021 on a path of increasing improvement, the main drivers of progress have been the sub-categories *Health* and *Sustainable Environment* (DR Congo, Madagascar, Guinea-Bissau)

Though still featuring in the bottom 10 for *Human Development* in 2021, Somalia (1st most improved) and Chad (7th) are among the 10 most improved between 2012 and 2021 (+11.8 and +6.8, respectively)

SPOTLIGHT


COVID-19 laid bare Africa's weak health capacities


The IAG *Health* sub-category mainly measures traditional health-related Millennium Development Goals (MDG) targets such as child and maternal health and communicable diseases. It already incorporates health targets from the Sustainable Development Goal (SDG)3 ('Good health and well-being') such as healthcare access (equality and affordability) and non-communicable diseases. However, the IAG is still unable to include indicators assessing health structure/capacities due to insufficient data coverage for African countries.

As highlighted by MIF's reports *COVID-19 in Africa one year on: Impact and Prospects* (2020) and *COVID-19 in Africa: A challenging road to recovery* (2021), the COVID-19 pandemic has laid bare the continent's lack of capacity when dealing with heightened and complex health challenges that require highly qualified staff and specialised equipment, such as critical care facilities and ventilators. The longstanding crisis in Africa's health capacities results from insufficient domestic financial commitment, inadequate infrastructure, and the pervasive problem of 'brain-drain'.

All African governments have committed to achieve Universal Health Coverage (UHC) by 2030, yet only ten of them provided their citizens with free and universal healthcare in 2021: Algeria, Botswana, Burkina Faso, Gabon, Mauritius, Namibia, Rwanda, Seychelles, Tunisia and Zambia

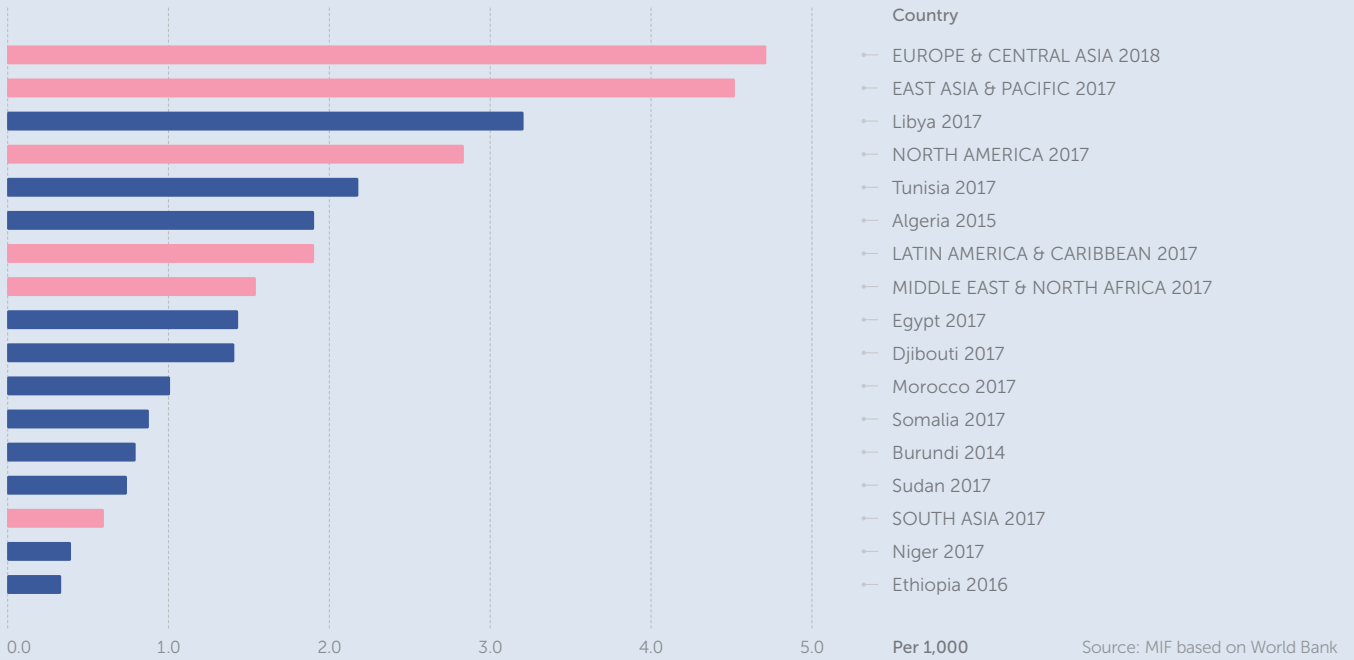
According to the WHO, fewer than 2,000 working ventilators were available to serve hundreds of millions of Africans in public hospitals across 41 African countries in 2020. 10 African countries had no ventilators at all

 In 2018, sub-Saharan Africa spent just 1.9% of its GDP on public health, the 2nd smallest share in the world

 1/5 of African-born physicians are working in high-income countries

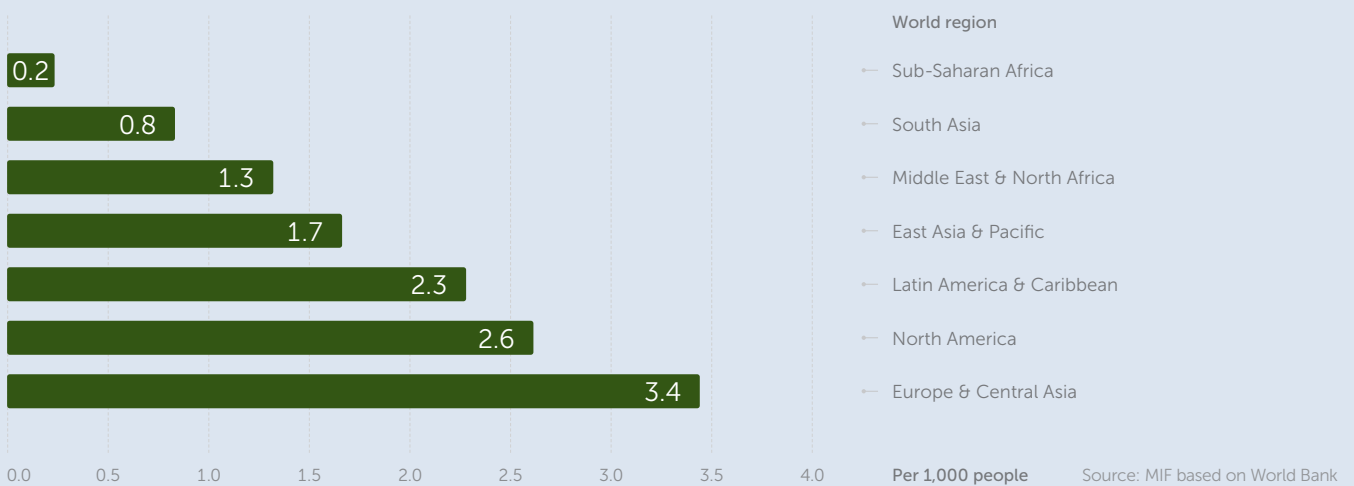
Hospital bed density (per 1,000 people): only 11 African countries have at least one year's worth of data over the ten-year IAG time series (2012-2021). Using the latest data year available over that period, more than half (6) of those countries have one or fewer hospital beds available per 1,000 people.

African countries: hospital bed density (latest year available 2012-2021)



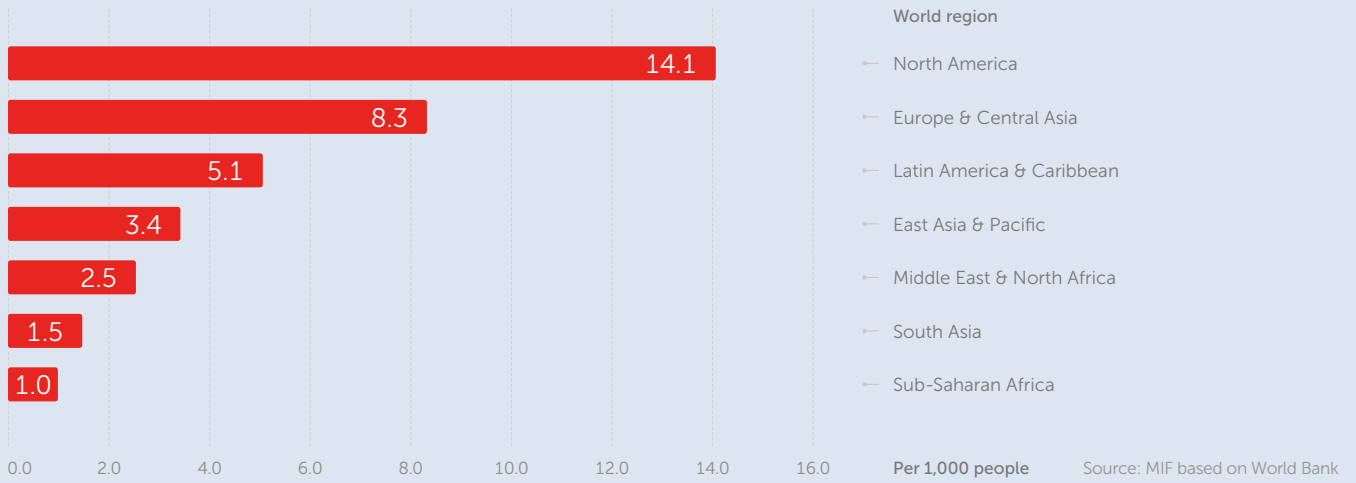
Physicians (per 1,000 people): at a global level in 2017, sub-Saharan Africa has the lowest density of physicians per 1,000 people (0.2).

World regions: physicians (2017)



Nurses and midwives (per 1,000 people): at a global level in 2018, sub-Saharan Africa has the lowest density of nurses and midwives per 1,000 people (1.0).

World regions: nurses and midwives (2018)



SPOTLIGHT

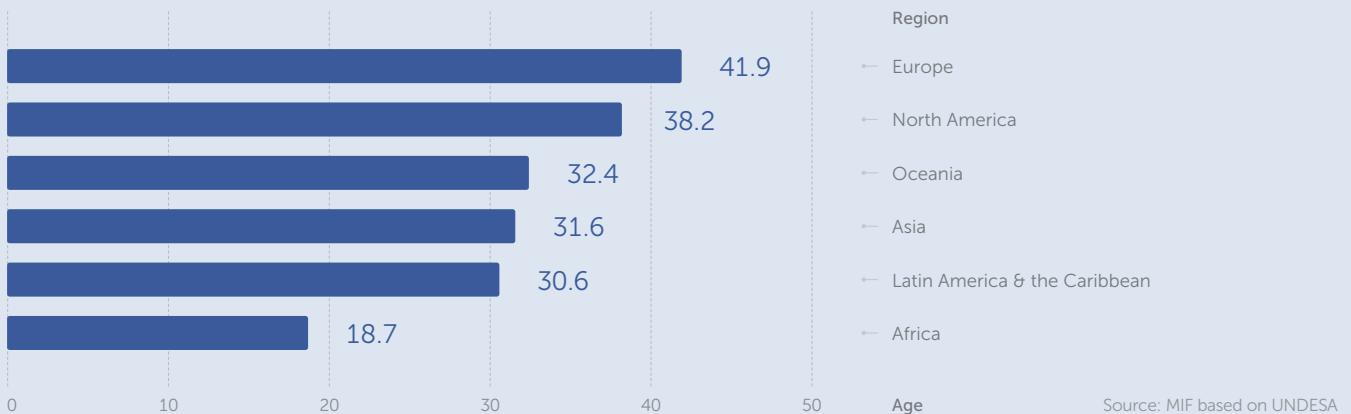
The 'youthquake'

As the number of young people on the continent soars there is a real and necessary opportunity for leaders to tap into the potential of this demographic. With the right set of policies, programmes, and prioritisation geared towards the livelihoods and prospects of youth in Africa, they can make great economic, social and political contributions to their respective countries.

Currently, the median age in Africa is 18.7, which is almost 12 years younger than the second youngest region in the world - Latin America & the Caribbean (30.6). The oldest region in the world is now Europe, with a median age of 41.9, followed by Northern America (38.2).

Africa has the youngest population of any world region

World regions: median age population (2012-2021)

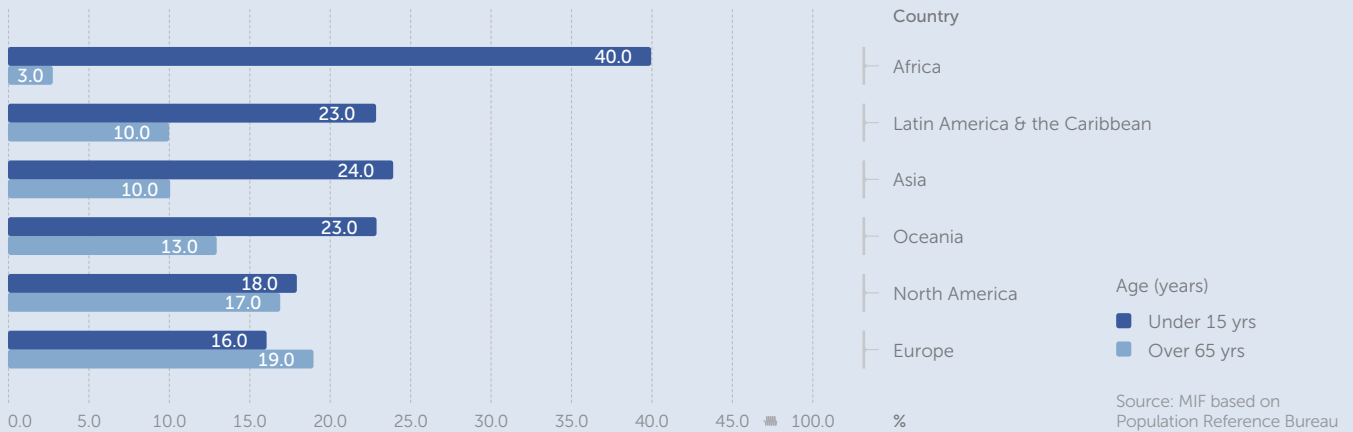


Only 3% of Africa's population is over 65, the lowest of any region, and 40% of its population is under 15, the highest of any world region. The future of Africa's economic prosperity is therefore dependent on the creation of economic opportunities for young people. Improving the quality of education, training schemes and employment is key to ensuring the next generation's contribution to development. This all comes down to governance.

 The median age in Africa (18.7) is 23 years below the median age in Europe (41.9)

 Only 3% of Africa's population is over 65 years old

World regions: population by age (2022)



Brain drain threatens Africa's future

The current brain drain of educated Africans to other regions across the world weakens the economic potential of Africa. The African Union reports an estimated 70,000 skilled professionals emigrate from Africa each year. This is an issue that the AU countries as part of their New Partnership for Africa's Development (NEPAD) specifically want to reverse.

The African Youth Survey 2022 by the Ichikowitz Family Foundation found that more than half of those surveyed in 15 African countries were considering emigrating to another country within three years to secure education and employment opportunities for their future.

As highlighted by MIF's report *Africa's Youth: Jobs or Migration?* (2019), almost 80% of African migrations are driven by the search for jobs and economic opportunities.

About 70,000 skilled professionals emigrate from Africa each year

Education enrolment is stalling

The *Education Enrolment* indicator of the IIAG sub-category *Education* has no sub-indicators with an African average score over 50.0 out of a possible 100.0, which suggests there is still progress to be made.

Both the sub-indicators *Enrolment in Primary Education* and *Tertiary Education* have stalled over the last few years. While *Enrolment in Secondary Education* increased gradually across the full ten-year time series, *Enrolment in pre-Primary Education* has seen a slight decline between 2020 and 2021. In a continent that has a greater share of youth than any other region, this must be a real priority.

Youth need a seat at the table

In order for policies and programmes to prioritise young people, then young people must actively take part in making them. Encouragingly, representation of youth in parliament is on a positive trajectory.

However, several African countries have amended their constitutions to remove the presidential age limits including Congo Republic (2015), Côte d'Ivoire (2016) and Uganda (2017). It is key for young people in Africa to have fair access to all positions and levels of leadership in government especially as they constitute the majority of the population.

SPOTLIGHT

Urbanisation in Africa: a catalyst for prosperity or poverty?

Africa is urbanising faster than any other world region. The urbanisation rate is well above the global average of 2% as more people move from rural to urban areas. There are many push and pull factors leading to people to make these moves; from the climate crisis to conflict and most notably economic and educational opportunities.

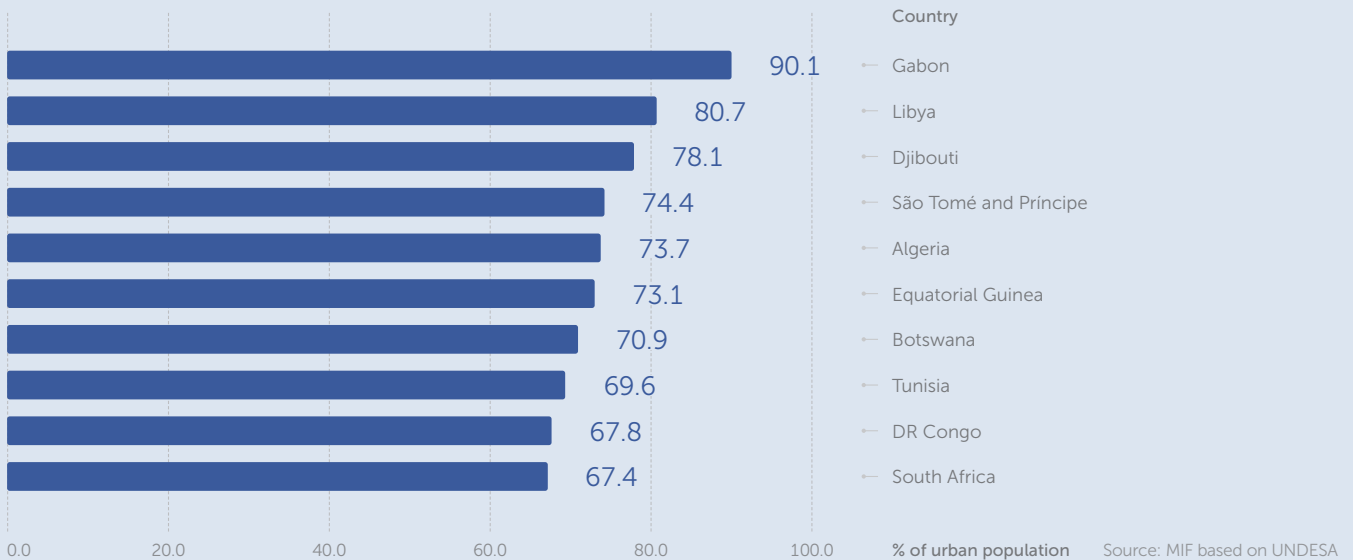
Africa's urban population has more than doubled since 2000

Africa's urban population has more than doubled from 286 million in 2000 to 588 million in 2020. Projections suggest that by 2025 the urban population will rise to over 698 million.

Urbanisation is uneven across Africa

Not all African countries are urbanising at the same rate, some have much higher rates than others. For instance, Burundi is urbanising the fastest (annual average rate of 2.5%) followed by Uganda (2.3%) and Ethiopia (2.2%). On the other hand, Gabon (90.1%) and Libya (80.7%) already have large populations living in urban areas, and therefore much lower urbanisation rates.

Selected African countries: urban population (2021)



Urbanisation requires planning and preparation

Without preparation, African urbanisation could lead millions of people into vulnerability rather than prosperity. UN Habitat findings show the lowest levels of infrastructure provisions are found in Africa. Only 54% of the urban population has access to safely managed water and only 23% has access to sanitation.

Urban poverty is a reality for many people in Africa. It is estimated that more than 20% of the urban population in Africa will endure extreme poverty between 2016 and 2030 in countries like Central African Republic, Chad, DR Congo, Madagascar and South Africa.

Poverty is shifting from rural areas to cities

The phenomenon of 'urbanisation of poverty', the shifting of poverty from rural areas to urban areas, is a real risk especially as people move to urban areas in search of new opportunities. City leaders and local governments must put policies in place to educate, employ and integrate high numbers of people to avoid exacerbating issues such as slums.

The IIAG sub-indicator *Affordable Urban Housing* has been improving in Africa over the past decade (+4.8). However, it is low scoring (28.2) and there is much room for improvement. Alarmingly, despite Libya having the second highest urbanisation levels in Africa, it is ranked 51st for affordable urban housing. Furthermore, despite having the highest urbanisation rates in Africa, Burundi, Madagascar and Tanzania are also among the bottom ten ranked countries for affordable urban housing.

African cities are highly vulnerable to climate change

The majority of the continent's megacities are located near coasts. With Africa highly exposed to rising sea levels, the threat level for loss and damage in these cities is great. Cities such as Saint-Louis in Senegal, Lomé in Togo and Lagos in Nigeria are both vulnerable and rapidly urbanising. Flooding is among the most significant extreme climate events that threatens African cities. Climate-resilient infrastructure and housing are key investments.

Urbanisation is an opportunity, provided it is carefully managed

For other global regions, urbanisation has, overall, been a positive phenomenon. However, without careful planning and investment, urbanisation could exacerbate pre-existing issues such as poverty, unemployment and the climate crisis impact.



Despite following a positive trajectory over the last ten years, the African average score for *Affordable Urban Housing* is still low scoring in 2021

SPOTLIGHT

The challenge of food insecurity: almost 60% of Africa's citizens already food insecure

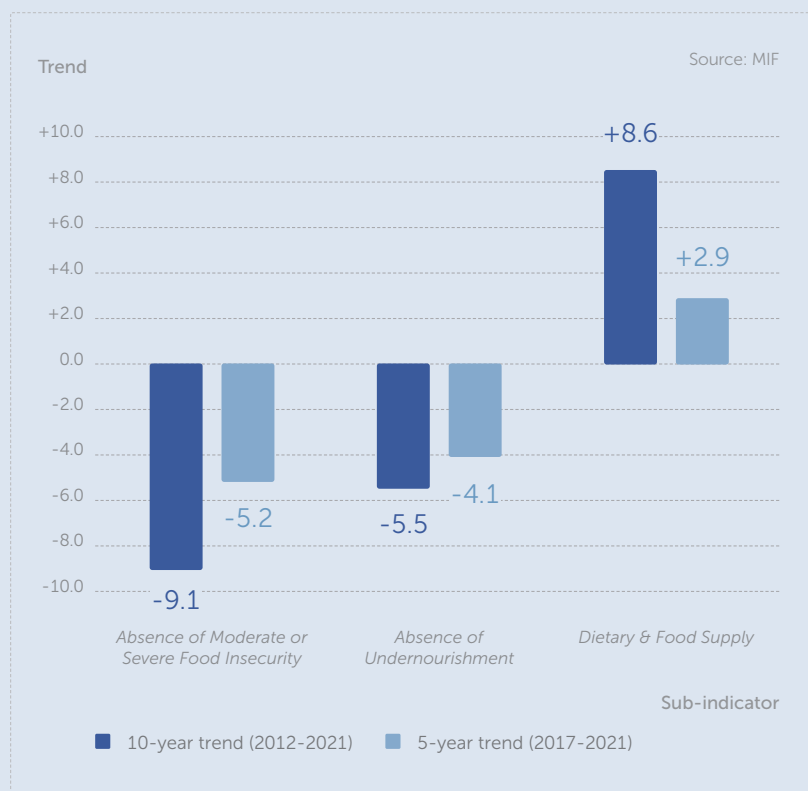
With an African average score of 59.4, the IIAG indicator *Food Security* records its lowest score since 2012 in 2020 and 2021. The average rate of decline in the latest five years has been nearly 13 times faster than between 2012 and 2021.

Food security has declined in 32 countries since 2012 with 20 of those having declined at an accelerated pace since 2017. Of the 20 countries where food security has improved since 2012, in eight the situation has worsened between 2017 and 2021, issuing warning signs that the initial trajectory might be overturned.

The decline in the indicator *Food Security* is driven by an increase in the prevalence of moderate or severe food insecurity as well as of undernourishment. Both sub-indicators *Absence of Undernourishment* and *Absence of Moderate or Severe Food Insecurity* record their lowest scores since 2012 in 2020 and 2021.

 The IIAG *Food Security* indicator has declined nearly 13 times faster in the latest 5 years compared to the decade, recording its lowest score in 2020 and 2021

Africa: *Food Security* sub-indicators, trends (2012-2021 & 2017-2021)



Since 2017, the IIAG shows that the prevalence of undernourishment rose in 32 countries and the prevalence of moderate or severe food insecurity rose in 31.

- According to FAO data, the prevalence of moderate or severe food insecurity on the continent stands at 57.9% in 2021 compared to 44.4% in 2014.

In a positive development, the adequacy of food supply in terms of calories and the variability of food supply on the continent has on average improved. Since 2012, 40 countries have improved their scores in the IIAG sub-indicator *Dietary & Food Supply*.

Seven countries - accounting for 19.0% of the continent's population - have declined in all *Food Security* sub-indicators since 2012: Botswana, Burkina Faso, DR Congo, Kenya, Lesotho, Madagascar and South Africa

Only Algeria and Ghana have managed to improve in all the underlying sub-indicators of *Food Security*.

Central African Republic receives the lowest possible score of 0.0 for *Absence of Undernourishment* in 2021, while Madagascar also scores below 10.0.

Five countries – Central African Republic, Congo Republic, Malawi, Sierra Leone and South Sudan – achieve a score below 10.0 for the sub-indicator *Absence of Moderate or Severe Food Insecurity*.

A lack of time-series data on food security in Africa prevents the provision of a complete picture of the situation on the continent. For 11 countries, there is no data on the prevalence of undernourishment and data on moderate or severe food insecurity is missing for 12 countries.

Somalia and South Sudan are recording some of the most severe situations of acute food insecurity on the continent, yet both lack time-series data.

- According to the IPC, 7.1 million people in Somalia, almost 42% of the population, are currently facing crisis levels of acute food insecurity or higher. The country has no time-series data on undernourishment or food insecurity.
- 7.7 million people, almost 72% of the population, in South Sudan are at crisis level or higher of acute food insecurity. Data on undernourishment as well as on dietary and food supply are lacking for the country.
- According to FAO, 33 African countries require external assistance for food, as they lack the resources to deal with the levels of food insecurity, linked to both the lack of food availability and the lack of access to food due to high food prices.
- 36 African countries are net food importers, leaving them highly vulnerable to high global food prices.
- Food price inflation in Africa is higher than globally and sits at 15.9% in 2022. Within the last decade, the average yearly food price inflation was 1.0%.

20.2% of the continent's population is undernourished in 2021, an increase of +3.8 percentage points compared to 2017

High food import dependency and rising food prices, exacerbated by the ongoing Russia-Ukraine war, are putting a further strain on the food security situation on the continent

At 29.6%, Africa has by far the highest cereal import dependency ratio out of all world regions, 3x as high as Asia's

SPOTLIGHT

Africa's most climate vulnerable countries stuck in a poor governance trap

Governance and inclusive institutions are key factors in any country's ability to adapt to, cope with and mitigate climate change and to enable climate-resilient development.

The world's ten most climate vulnerable countries are in Africa, with Chad, Guinea-Bissau, Niger, Somalia and Sudan being the most vulnerable.

Of the 11 most climate vulnerable countries according to the ND-GAIN Index, nine are sitting in the lower half of the ranking table for *Overall Governance*. Six countries – Central African Republic, Chad, DR Congo, Eritrea, Somalia and Sudan – are among both the 11 most climate vulnerable countries and the ten countries with the weakest governance on the continent.

As highlighted in MIF's report *The Road to COP27: Making Africa's Case in the Global Climate Debate*, the inability to mitigate and adapt to the impact of climate change has a profound effect on development and security on the continent by exacerbating food insecurity, conflict risk and displacement.

The 2022 IIAG results confirm that the continent's security situation has worsened over the past ten years and increasingly so over the last five years. Since 2012, 29 African countries have seen more armed conflict and 38 have experienced a rise in violence against civilians.

Alongside this, there has been a rise in forced displacement, mostly driven by an increase in the number of internally displaced persons (IDPs). While the IIAG does not include disaster IDPs, large scale displacement due to conflict means that IDPs are at risk of being displaced several times when also being exposed to natural disasters, exacerbating and prolonging their vulnerability.

Food security has deteriorated in 32 African countries since 2012 and the IIAG *Food Security* indicator receives its lowest score in 2020 and 2021.

To avoid worsening already dire situations, additional efforts and resources must be committed to climate adaptation on the continent, in the form of generalisation of early warning systems as well as investment in climate-resilient infrastructures and cities and climate-resilient agriculture. While African countries have not contributed to climate change, they are feeling its impact the strongest. Meanwhile, Africa has improved over the past ten years when it comes to building a sustainable environment. At the African average level, all underlying indicators of the *Sustainable Environment* sub-category have improved, mostly *Air Quality*, *Enforcement of Environmental Policies* and *Land & Water Biodiversity Protection*.

Africa's assets are key for a global sustainable future

Besides being a challenge, the climate crisis is also an opportunity for Africa. The continent hosts vast green and blue resources, including some of the largest carbon sinks on the planet. The continent is also home to 30% of the world's mineral reserves, which will be pivotal to the development of green and renewable technologies for a global low carbon future.

However, this potential was not adequately explored in global climate discussions at COP27, despite this being the 'African COP' taking place in Egypt in November 2022.

Insight: *Sustainable Environment* in Africa and the IIAG results

Achim Steiner, Administrator of the United Nations Development Programme (UNDP)

The fingerprint of climate change was clearly evident in 2022, with record-breaking temperatures being recorded across the globe, including on the Continent of Africa. Climate-change-induced drought has exacerbated poverty and hunger and precipitated famine in the Sahel and the Horn of Africa regions. At the same time, the war in Ukraine has demonstrated the precariousness of energy security policies which rely on fossil fuels that drive climate change. Yet an increasing number of countries are now investing in, and deploying renewable energy at scale in the wake of a worldwide energy and cost-of-living crunch. However, without far-sighted global, national, and local leadership now, entire countries risk being left behind as other parts of the world pivot towards a global green economy.

The challenge for leaders in many developing countries is not to tackle climate change as a freestanding problem but rather to look at how their economies, financial systems and energy systems can best anticipate and support a world in which decarbonisation is going to be the unequivocal reality. This will require political will, economy-wide approaches, smart policies, and support to grassroots innovators, many of whom are women and young people. In particular, countries must put a price on carbon, phase out fossil fuel subsidies, shift taxation from people to pollution, and incentivise investments in green energy and infrastructure that advance the Sustainable Development Goals (SDGs) and the African Union's Agenda 2063.

To achieve a planet in which limiting global warming to 1.5 degrees Celsius remains a possibility, world leaders must cease to assume that some of the world's poorest countries that are already indebted and are facing a fiscal crisis in the wake of the COVID-19 pandemic should now borrow even more to finance their accelerated transition towards clean, affordable energy – including Africa, which is responsible for just 4% of global greenhouse gas emissions. With 25 countries in sub-Saharan Africa currently facing acute debt distress, there is a need for key groups such as the G7 and G20 to mobilise debt relief and channel much-needed climate financing to these countries based on a clear 'co-investment' principle.

While the Continent of Africa holds much of the world's clean energy potential, it has received just 2% of global investment in renewable energies over the past decade. As Official Development Assistance shrinks, unlocking and de-risking investments is critical to drive a just energy transition. As part of these efforts, the United Nations Development Programme (UNDP) is working with its partners from the United Nations (UN) and beyond to provide an additional 500 million people with access to clean and affordable energy by 2025: approximately 300 million of whom live in Africa. This will bring new power to homes, hospitals, and schools and potentially open-up millions of new jobs and livelihoods. That includes efforts such as the UNDP-led Africa Minigrids Programme, which is improving the financial viability of renewable energy minigrids in 21 countries in Africa. In tandem, UNDP's Climate Promise is supporting 44 countries across

Africa to implement their Nationally Determined Contributions as 'sovereign investment plans'. Through this assistance, countries such as Burkina Faso, The Gambia and Niger have been prompted to make strategic new investments in clean, affordable energies.

UNDP is also supporting 36 countries in Africa to implement Integrated National Financing Frameworks to align development finance with the SDGs and the Paris Agreement. Strengthening domestic resource mobilisation, curbing illicit financial flows, and support by international actors to roll out innovative finance instruments such as green bonds and debt-for-climate/nature swaps will also be key to advancing sustainable development. While Africa is home to some of the world's largest forest resources, it accounts for just 2% of trading in global carbon markets – another clear gap that needs to be addressed.

The 2022 Ibrahim Index of African Governance (IIAG) by the Mo Ibrahim Foundation outlines how countries across Africa have made significant inroads in environmental sustainability with better enforcement of environmental policies, improved land and water biodiversity protection and more sustainable use of land and forests. The ambitious new Global Biodiversity Framework will provide momentum for further action. That includes a need to strengthen institutional capacities across Africa to enforce laws and regulations on the sustainable use of natural resources. It will also involve integrating; and increasing investment in sustainable biodiversity and land management within national, subregional, and regional development frameworks.

If we have the power to create a new geological era – the *age of humans* – then we can also harness humanity's immense collective power to slow the climate emergency in its tracks, the defining challenge of our times. That will require a new form of global, national, and local leadership as well as future-smart governance structures powered by digital technologies, data and analytics that can envision; and invest in a future built on decarbonisation, climate action and environmental restoration – leading to new opportunities for all, the central tenet of the human development approach. The decisions that leaders make – or do not make – now will go down in history.

Insight: *Health* in Africa and the IIAG results

Tedros Adhanom Ghebreyesus, Director General of the World Health Organization (WHO)

When the nations of the world agreed on the Sustainable Development Goals in 2015, they recognised that strong governance was an essential underpinning for achieving the other goals. SDG 16 aims to promote peaceful and inclusive societies for sustainable development, provide access to justice for all and build effective, accountable and inclusive institutions at all levels.

As a former Minister of Foreign Affairs, Minister of Health and Director-General of the World Health Organization, I have seen the critical importance of strong governance for well-functioning health systems. Governance affects every level of the health system, from strategic plans and laws made at national level, to the day-to-day work of managing of clinics and district health facilities.

The COVID-19 pandemic was a clear demonstration of the importance of governance, both nationally and internationally. In many countries, strong leadership and governance enabled a comprehensive approach that informed, engaged and empowered citizens, and kept the death toll relatively low. By contrast, inadequate leadership and governance in other countries created a disjointed approach that led to a loss of public trust and erosion of government legitimacy that cost lives. At the global level, the pandemic exposed and exacerbated gaps in global governance: instead of collaborators in the face of a shared threat, some countries saw themselves as competitors, creating horrific inequities in access to vaccines and other life-saving tools, especially in Africa.

As the world recovers from the pandemic and seeks to accelerate progress towards the SDGs, enhanced governance, both nationally and internationally, will be essential. As part of our commitment to strengthening health systems around the world, WHO is committed to supporting good governance for health systems, but also for the many other sectors that have an impact on health, such as agriculture, commerce, trade, education, energy, transport, and more.

In Africa, despite the challenges of a growing population, the impact of health emergencies, shortages of health workers, fiscal constraints and the growing burden of noncommunicable diseases, many countries have made great progress in eradicating diseases, increasing access to health services, and are leaders in developing new digital solutions for diagnostics, health information, financing, and service delivery.

This edition of the Ibrahim Index of African Governance demonstrates an encouraging trend towards stronger more effective governance and, as a result, stronger and more effective health systems. However, there are areas where further work needs to be done. For example, in 2020, WHO's SCORE assessment found that in Africa, only 44% of births and only 10% of deaths were registered. Strengthening systems for Civil Registration and Vital Statistics are essential for understanding and meeting the health needs of populations.

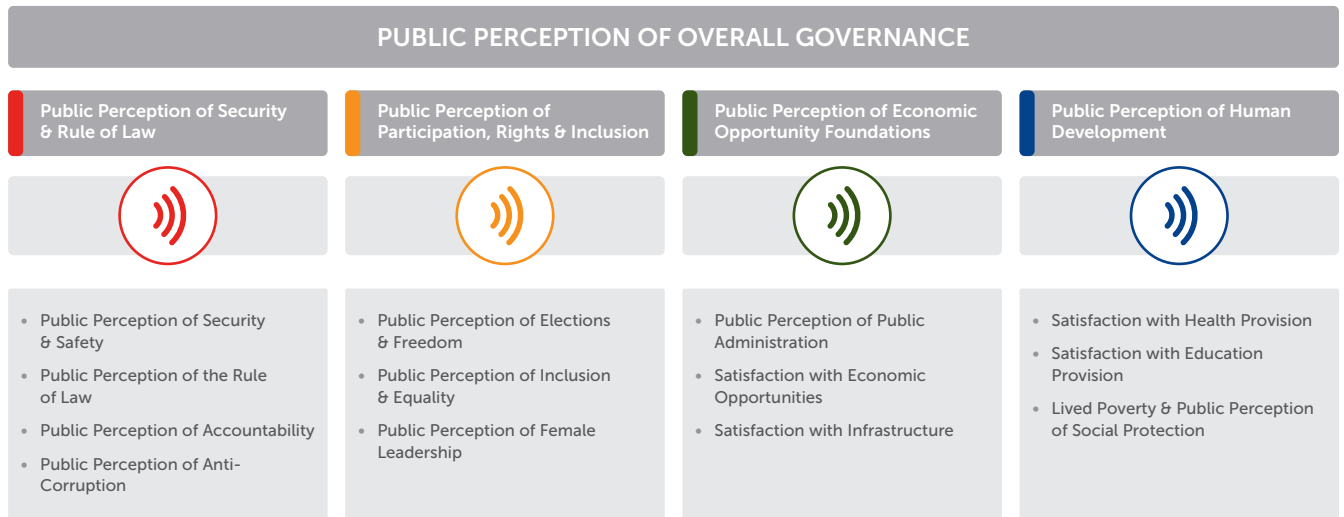
The Indian writer and philanthropist Rohini Nilekani says that, "We cannot be mere consumers of good governance; we must be participants; we must be co-creators." Strong public participation in the design and delivery of health systems is essential. Yet this report indicates that in many countries, opportunities for public participation is shrinking, while many have out-of-date health laws and inadequate resources to effectively regulate a growing private health sector.

WHO is leading important work in all these areas, providing guidance for countries on how to engage systematically with their populations, how to update and reform their laws, and how to build the capacity of governments to engage constructively with the private sector.

The former President of Lebanon, Émile Lahoud, said that, "Democracy, good governance and modernity cannot be imported or imposed from outside a country." While lessons can and should be learned from the experience of other countries, there is no one-size-fits-all approach. But the principles are the same: participation; rule of law; transparency; responsiveness; consensus orientation; equity and inclusiveness; effectiveness and efficiency; and accountability.

I commend the important work of the Mo Ibrahim Foundation and thank it for this report. WHO is ready to support all countries to strengthen governance on the road to a healthier, safer, fairer future for all Africans.

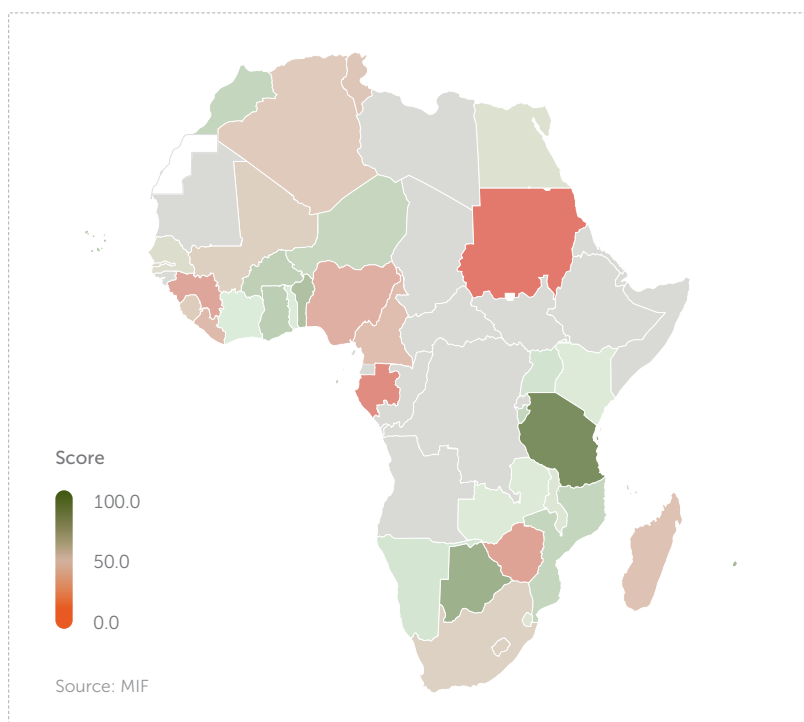
Citizens are the direct recipients of public leadership and governance. For this reason, in assessing government performance, MIF has made a priority of the inclusion of citizens' perceptions alongside official and expert data since the beginning of the IIAG. For the past ten years, MIF has been working with and supporting Afrobarometer, the leading pan-African research institution conducting public attitude surveys on the continent, currently covering 37 out of 54 countries*. These data, formerly scattered at various levels across the IIAG, are now used to construct the complementary Citizens' Voices dataset.



Africa's citizens increasingly dissatisfied with governance

Only 37 African countries, accounting for roughly three quarters of Africa's population, have scores in Citizens' Voices

African countries: *Public Perception of Overall Governance* scores (2021)

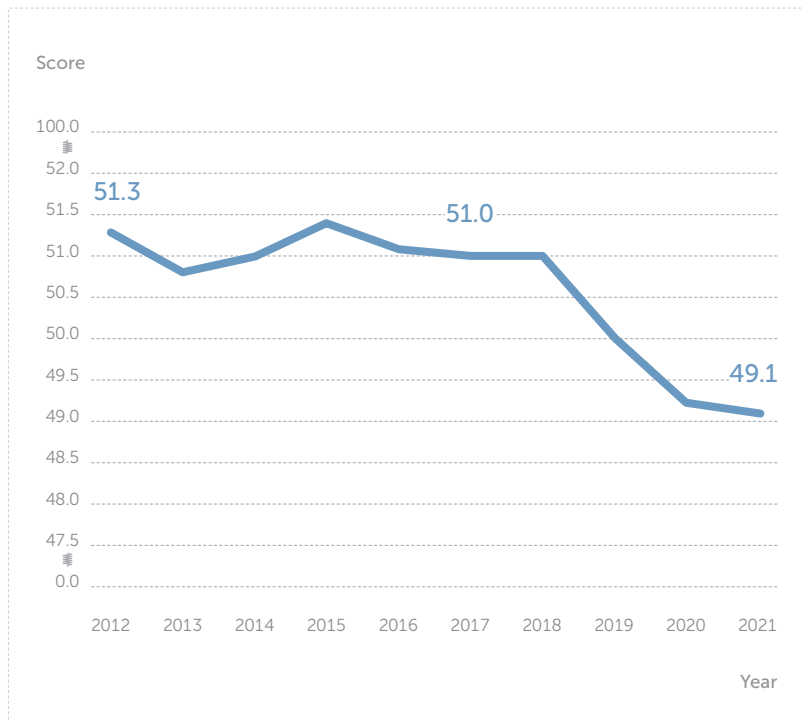


Ethiopia and DR Congo, Africa's 2nd and 4th most populous countries respectively, are not covered by *Citizens' Voices*

* Central African Republic, Chad, Comoros, Congo Republic, DR Congo, Djibouti, Equatorial Guinea, Eritrea, Guinea-Bissau, Libya, Mauritania, Rwanda, Seychelles, Somalia, and South Sudan are not currently covered. Angola and Ethiopia have been covered by Afrobarometer surveys but do not yet have sufficient comparable data across the years covered in the 2022 IIAG time series (2012-2021) to meet the inclusion criteria.

Satisfaction with governance has deteriorated since 2015

Africa: *Public Perception of Overall Governance* scores (2012-2021)



In total, 26 out of the 37 countries with data live in a country where citizens satisfaction with governance is lower in 2021 than it was in 2012

Satisfaction with public governance has declined the most in Algeria, Namibia and Mauritius

Satisfaction with public governance has improved the most in Egypt, Tanzania and Morocco

The *Public Perception of Overall Governance* score has fallen from 51.3 out of 100.0 in 2012, to 49.1 in 2021. On average, Africa's citizens are less happy with public governance now than they were in 2012. People's satisfaction with public governance has deteriorated since 2015, with the biggest surges in disapproval registered since 2018.

Insecurity and corruption drive dissatisfaction

Increasing dissatisfaction is being driven by a range of underlying factors, with growing concerns over security and corruption playing a key role.

In 26 out of the 37 countries covered, people believe governments are doing less to tackle corruption now than they were in 2012. This has been particularly pronounced in Southern Africa. While concerns over corruption have grown in all regions but North Africa, Southern Africa has seen concerns grow at more than twice the rate of any other region. Notably, Western Africa has seen satisfaction with efforts to tackle corruption plummet since 2018, coinciding with a period that saw political disruption and a number of coups across the region.

In 28 out of the 37 countries, citizens had a worse view of security and safety in 2021 than they did in 2012. Notably, fear of crime has risen, and satisfaction with government's handling of crime has declined, particularly since 2017. Again, this has been most prominent in Southern Africa. In 2012 citizens of Southern African countries had the most favourable perceptions of public safety of any region. In 2021, they have the least favourable perception.

Caveats apply regarding the direct comparison of Citizens' Voices and IIAG scores:**Why do citizens appear increasingly dissatisfied despite a slight improvement in *Overall Governance*?**

The Citizens' Voices results showing a decline in satisfaction can appear at odds with the general slight trend of progress in *Overall Governance*, even factoring in the post-COVID stagnation. Discrepancies also exist across other areas of the IIAG and their corresponding component in Citizens' Voices. These discrepancies can be explained in both statistical terms and through influencing factors in survey data.

African averages should be compared with caution

Citizens' Voices is currently compiled solely using Afrobarometer data, which covers only 37 African countries, out of the 54 covered by the IIAG.

There is not always exact thematic overlap between the Citizens' Voices and IIAG measures

While the IIAG comprises 265 variables from 40 sources, Citizens' Voices consists of 36 variables from one source. The indicators used in Citizens' Voices are the closest proxies available and structured to mirror the IIAG as best as possible, but they cannot directly reflect the full range of variables being measured within the IIAG. As such, differences are inevitable.

Public opinion data across countries should also be compared with caution

The nature of survey data is another factor to consider. When the provision of public goods improves, people's expectations also rise. Furthermore, while some of the variables in Citizens' Voices such as *Absence of Food Deprivation* are a reflection of lived experience, others such as *Perceived Integrity of Members of Parliament* are closely related to the respondent's access to information. Underlying factors such as press freedom, literacy rates, and access to the internet can create huge variations between countries in information access and are therefore informed to different degrees on these issues. For this reason, no country ranks are provided for Citizens' Voices

The Ibrahim Index of African Governance (IIAG) is a composite index which gives a statistical measure of governance performance in 54 African countries. Each IIAG dataset provides a window of comparable data within a ten-year period. Governance is defined by the Mo Ibrahim Foundation (MIF) as the provision of the political, social, economic and environmental public goods and services that every citizen has the right to expect from their state, and that a state has the responsibility to deliver to its citizens.

The IIAG governance framework comprises of four categories: *Security & Rule of Law*, *Participation*, *Rights & Inclusion*, *Foundations for Economic Opportunity and Human Development*. These categories are made up of 16 sub-categories, consisting of 81 indicators. The 2022 IIAG is calculated using data from 47 independent African and global institutions.

A new IIAG dataset is released every two years. IIAG datasets are not comparable between themselves, as each iteration covers a different ten-year period, data are revised retrospectively, and revision of the theoretical framework takes place between iterations. Users of the Index should therefore always reference the most recent version of the IIAG dataset.

The IIAG is accompanied by the Citizens' Voices dataset. All 36 variables collected for this complementary dataset are sourced from Afrobarometer, the leading pan-African research institution conducting public opinion surveys. This section mirrors the IIAG framework and helps to contextualise the official and expert assessment data in the IIAG with the reality on the ground as perceived by citizens.

Nevertheless, even though Citizens' Voices is calculated as a separate index with the same methodology as the IIAG, its scores are not counted in the calculation of IIAG scores. Caveats apply with regards to the direct comparison of scores from the two datasets, as the country samples differ (only 37 for Citizens' Voices) and, while the Afrobarometer variables are the closest available proxies, there is not always exact thematic overlap with the IIAG measures.

Calculation stages

The following methodology is applied to calculate both the 2022 IIAG and Citizens' Voices scores:

1. Variables that are consistent with MIF's definition of governance and meet specific standards of quality, periodicity and country coverage are selected and missing raw data values are estimated.
2. Raw data come on different scales from source. To be compared and combined, data are normalised to a range of 0.0-100.0, where 100.0 is the best possible score.
3. Once the 265 variables have been normalised, a simple method of aggregation is applied to calculate the 81 indicators. The *Overall Governance* score is the average of the underlying category scores; the category scores are the average of their underlying sub-categories; and the subcategories are the average of their constituent indicators.

Please visit our website for a full methodology of the Index: mo.ibrahim.foundation. For any other enquiries and clarifications please contact the Mo Ibrahim Foundation's Research Team at research@moibrahimfoundation.org.

The 2022 IIAG covers a ten-year time period from 2012 to 2021. The full IIAG dataset, including underlying raw data and normalised scores, as calculated for the express purposes of the Index, is available online via MIF's website.

IIAG measure names are italicised across all IIAG resources.

In all 2022 IIAG publications and tables, default trends shown are for the ten-year period (2012-2021). However, users of the IIAG can carry out analysis of any other time periods by using our online and offline (Excel) Data Portals, also available via our website.

Country names in all IIAG resources, included in this report, are the abbreviations used in the African Union (AU) Handbook 2021. Furthermore, the list of countries pertaining to each regional group and Regional Economic Community is also sourced from the AU Handbook 2021.

All figures on IIAG outputs are displayed to one decimal place. The calculation method to arrive at these scores is as follows:

- Country scores are calculated on full-precision raw data values (using the exact values as they are collected from source). All scores are then rounded to one decimal place.
- Group averages are calculated on the rounded, one decimal place country scores.
- Both trends over time and ranks are calculated on the scores to one decimal place. When two countries have the same score to one decimal place, they have tied ranks.

The exception to this are the annual average trend figures. These are calculated on the rounded trends over time and displayed to two decimal places.

The *2022 IIAG - Index Report* also includes spotlights that look beyond the IIAG, contextualising governance scores within the wider socio-economic and political climate, at times providing key facts and figures from additional data sources that support the analysis and provide key background information to the IIAG results.

Inclusion of Western Sahara within data for Morocco depends on the primary source.

Nine countries (Algeria, Botswana, Equatorial Guinea, Gabon, Libya, Mauritius, Namibia, Seychelles, and South Africa) do not have underlying raw data for all indicators in the *Rural Economy* sub-category, sourced from the International Fund for Agricultural Development (IFAD). As such, these countries do not receive a score or rank. For these cases and any years where a country does not receive a score or rank, this is indicated by ".".

MIF is aware that some sources update their datasets after our documentation is sent to print. IIAG raw data are correct as per the date "last accessed", which is stated for each variable in the 2022 IIAG Excel Data Portal as well as in the

Metadata file (both downloadable via our website). Please see the Metadata for information on all variables and sources used in the 2022 IIAG.

Trend classification approach

The annual average trends for the ten- and five-year periods are calculated as follows:

- The annual average trend for the ten-year period (AAT10) is the total change in score between 2012 and 2021, divided by nine (the number of annual time periods experienced).
- The annual average trend for the five-year period (AAT5) is the total change in score between 2017 and 2021, divided by four (the number of annual time periods experienced).

Trend classifications are assigned based on the full precision of the ten- and five-year annual average trends. They are applied to all measures in the IIAG. Depending on the size and direction of the annual average trends in the ten- and five-year periods, countries and groups are assigned different trend classifications, which are best explained as follows:

- **Increasing Improvement:** progress over the last ten years, with the rate of improvement increasing in the latest five years.
- **Slowing Improvement:** progress over the last ten years, with the rate of improvement slowing in the latest five years.
- **Bouncing Back:** decline (or no change) over the last ten years, but showing progress in the latest five years.
- **Warning Signs:** progress (or no change) over the last ten years, but showing decline in the latest five years.
- **Slowing Deterioration:** decline over the last ten years, but the rate of decline is slowing in the latest five years.
- **Increasing Deterioration:** decline over the last ten years, with the rate of decline increasing in the latest five years.

IIAG

SECURITY & RULE OF LAW**SECURITY & SAFETY**

Absence of Armed Conflict (ACLEDE/UCDP)	This indicator measures the number of violent events in both state-based and non-state-based conflicts as well as the number of non-state-based armed conflicts within a country's territory.
Absence of Violence against Civilians (ACLEDE/PTS)	This indicator measures the number of violent events against civilians committed by government forces and non-state actors, as well as the levels of political violence in a country.
Absence of Forced Migration (IDMC/UNHCR)	This indicator estimates the total stock of internally displaced persons (IDPs) and the number of refugees fleeing a country.
Absence of Human Trafficking & Forced Labour (ENACT/V-DEM)	This indicator assesses the extent to which human trafficking activity and forced labour are prevalent in a country.
Absence of Crime (ENACT/WHO)	This indicator assesses the extent of organised crime in a country and the homicide rate.

RULE OF LAW & JUSTICE

Executive Compliance with the Rule of Law (V-DEM/WJP)	This indicator assesses the extent to which the executive respects the constitution, the government complies with decisions by the courts and transitions of power are subject to the law.
Impartiality of the Judicial System (AFI-DEP&GI/V-DEM)	This indicator assesses the extent to which the judicial system is impartial based on the independence of the courts, the autonomy of judges and the appointment of judges.
Judicial Processes (V-DEM/WJP)	This indicator assesses the extent to which justice is accessible and affordable, due process of law and rights of the accused are guaranteed, trials are timely, and justice is enforced effectively.
Equality before the Law (FH/WJP)	This indicator assesses the extent to which there is equality before the law and civil and criminal justice systems are impartial and free of discrimination.
Law Enforcement (AFIDEP&GI/WEF/WJP)	This indicator assesses the extent to which the police are reliable and subject to effective misconduct investigations and sanctioning as well as to which extent the criminal investigation and prosecutorial system is functional.
Property Rights (BS/V-DEM/WJP)	This indicator assesses the extent to which private property rights are guaranteed and enjoyed by citizens.

ACCOUNTABILITY & TRANSPARENCY

Institutional Checks & Balances (BS/V-DEM/WJP)	This indicator assesses the extent to which there is a separation of powers and government powers are checked upon and limited by both the legislature and the judiciary as well as the extent to which public office holders are being sanctioned for abuse of office.
Absence of Undue Influence on Government (BS/FH/V-DEM)	This indicator assesses the extent to which the elected government has the effective power to govern and the government and the legislature determine the policies without undue influence from veto powers as well as the extent of a wide range of policy consultation at elite levels.
Civic Checks & Balances (BS/V-DEM/WJP)	This indicator assesses the extent to which effective citizen complaint mechanisms exist and citizens have the right to petition and civic engagement as well as the extent to which cooperative associations, interest groups and civil society organisations (CSOs) are being consulted in policy making.
Disclosure of Public Records (AFI-DEP&GI/IBP/WJP)	This indicator assesses the extent to which budget information is made publicly available in a timely manner, public officials and civil servants disclose their assets, and laws and judicial information are publicised.
Accessibility of Public Records (AFI-DEP&GI/WJP)	This indicator assesses the extent to which different sorts of information of interest to the public and party financing information are accessible as well as the extent to which citizens have the right to request reliable and high-quality information.

ANTI-CORRUPTION

Anti-Corruption Mechanisms (AFIDEP&GI/BS)	This indicator assesses the extent to which there is an anti-corruption policy in place contributing to the containment of corruption, there is a functioning anti-corruption body and corruption allegations are being investigated.
Absence of Corruption in State Institutions (V-DEM/WJP)	This indicator assesses the extent to which corruption is absent in the judiciary, the legislature and the executive.
Absence of Corruption in the Public Sector (V-DEM/WEF/WJP)	This indicator assesses the extent to which there are no illegal diversions of public funds and public sector employees (including the police and the military) do not engage in bribery, embezzlement or theft, as well as the extent to which administrative processes are free from bribery.
Public Procurement Procedures (AFI-DEP&GI/WJP)	This indicator assesses the extent to which there are competitive bidding procedures for public procurement, government procurement is free from corruption and companies found guilty of violating the law are excluded from participating in future bidding.
Absence of Corruption in the Private Sector (WB/WEF)	This indicator assesses the extent to which individuals/companies do not engage in corrupt activities to conduct business.

PARTICIPATION, RIGHTS & INCLUSION

PARTICIPATION

Freedom of Association & Assembly (AFI-DEP&GI/FH)	This indicator assesses the extent to which citizens can as-sociate and assemble freely.
Political Pluralism (AFIDEP&GI/V-DEM)	This indicator assesses the extent to which political parties are free to operate and have equal access to state-owned media and public financing for campaigns.
Civil Society Space (AFIDEP&GI/V-DEM)	This indicator assesses the extent to which civil society and non-governmental organisations (NGOs) are free to establish and operate and are free from repression and persecution.
Democratic Elections (AFIDEP&GI/CDD-Ghana/V-DEM)	This indicator assesses the extent to which elections are free and fair and the extent to which election monitoring bodies and agencies are independent and have operating capacity, including for reporting.

RIGHTS

Personal Liberties (FH/V-DEM/WJP)	This indicator assesses the extent to which citizens enjoy freedom of movement, personal social freedoms and the right to privacy.
Freedom of Expression & Belief (FH/V-DEM/WJP)	This indicator assesses the extent to which citizens enjoy freedom of expression, academic freedom and freedom of religion and belief.
Media Freedom (AFIDEP&GI/V-DEM/RSF)	This indicator assesses the extent to which the journalists are free to do their work, the media is unbiased, free and diverse and there is no media censorship.
Digital Rights (AFIDEP&GI/DSP&V-DEM/V-DEM)	This indicator assesses the extent to which there are no internet and social media shutdowns, internet users' privacy and data are being protected as well as the extent to which people are free to express themselves online and there is no limited access to online content.
Protection against Discrimination (AFI-DEP&GI)	This indicator assesses the extent to which there are official functioning mechanisms to protect citizens against ethnic, religious and sexual orientation-based discrimination.

INCLUSION & EQUALITY

Equal Political Power (V-DEM)	This indicator assesses the extent to which political power is distributed by socioeconomic position, sexual orientation, social group and urban-rural location.
Equal Political Representation (FH/IPU/V-DEM)	This indicator assesses the extent to which various segments of the population have political rights and electoral opportunities and to which extent disadvantaged social groups and youth (of or under 40y/o) are represented in the legislature.
Equal Civil Liberties (V-DEM)	This indicator assesses the extent to which the enjoyment of civil liberties is equal by region, income level, social group and urban-rural location.
Equal Socioeconomic Opportunity (AFI-DEP&GI/V-DEM)	This indicator assesses the extent to which state jobs and business opportunities are equally accessible regardless of income level, social group or urban-rural location, as well as the extent to which there are institutions and programmes dedicated to the socioeconomic integration of youth.
Equal Access to Public Services (V-DEM)	This indicator assesses the extent to which access to basic public services is distributed equally by socioeconomic position, social group and urban-rural location.

WOMEN'S EQUALITY

Political Power & Representation of Women (AFIDEP&GI/IPU/V-DEM)	This indicator assesses the extent to which political power is distributed by gender and measures the proportion of women in the executive, in the legislature and in the highest branch of the judiciary.
Equal Rights & Civil Liberties for Women (V-DEM/WB)	This indicator assesses the extent to which women enjoy the same level of civil liberties and property rights as men, are free to participate in civil society organisations and the extent to which women's civil society organisations are free to operate.
Socioeconomic Opportunity for Women (AFIDEP&GI/V-DEM)	This indicator assesses the extent to which state jobs and business opportunities are equally open regardless of gender and the extent to which women receive equal pay, benefits and treatment as men in the workplace.
Equal Access to Public Services for Women (V-DEM)	This indicator assesses the extent to which access to basic public services, such as order and security, primary education, clean water, and healthcare, are distributed equally according to gender. This sub-indicator assesses if gender is an important cleavage in society for the distribution of public services.
Laws on Violence against Women (WB)	This indicator assesses the extent to which there are laws and regulations against domestic violence and sexual harassment by assessing whether there is legislation specifically addressing domestic violence, there is legislation on sexual harassment in employment, there are criminal penalties or civil remedies for sexual harassment in employment, whether the legislation establishes clear criminal penalties for domestic violence, and whether there is a specialised court or procedure for cases of domestic violence.

FOUNDATIONS FOR ECONOMIC OPPORTUNITY

PUBLIC ADMINISTRATION

Civil Registration (AFIDEP&GI)	This indicator assesses the extent to which birth and death certificates are available within 30 days free of charge.
Capacity of the Statistical System (AFI-DEP&GI/ODW/V-DEM/WB)	This indicator assesses the capacity of a country's statistical system and measures the extent of statistical data coverage and openness, the independence of national statistics offices as well as government's cyber security capacity.
Tax & Revenue Mobilisation (AfDB/UNU-WIDER/WB)	This indicator measures a country's taxation capacity and assesses the efficiency of its revenue mobilisation.
Budgetary & Financial Management (AfDB/WB)	This indicator assesses the extent to which there is a comprehensive and credible budget linked to policy priorities, effective financial management systems, and timely and accurate accounting and fiscal reporting.
Effective Administration (AfDB/AFIDEP&GI/V-DEM/WB)	This indicator assesses the extent to which there is an effective and professional public administration.

BUSINESS & LABOUR ENVIRONMENT

Regional Integration (AfDB/AfDB&AUC/UNCTAD)	This indicator assesses the extent of government's development of regional integration, the extent of a country's intra-African trade as well as the visa openness towards other African countries.
Economic Diversification (OEC/UNCTAD)	This indicator assesses the extent to which there is a diversification of exports and the extent of a country's economic complexity.
Business & Competition Regulations (AfDB/BS/WB)	This indicator assesses the extent to which a country's regulatory environment helps private businesses and the extent to which safeguards are enforced to protect competition.
Access to Banking Services (GSMA/IMF)	This indicator measures the extent to which the population has access to banks, ATMs and financial products as well as the prevalence and access to mobile money accounts and networks.
Labour Relations (AFIDEP&GI/WEF)	This indicator assesses the extent to which labour-employer relations are generally cooperative and workers are free to organise into trade unions.
Secure Employment Opportunities (ILO/WB)	This indicator measures the extent to which employed persons are not living in poverty and are not in vulnerable employment.

INFRASTRUCTURE

Transport Network (AfDB/WEF)	This indicator assesses the quality, coverage and efficiency of a country's transport network including road, rail and air infrastructure.
Access to Energy (WB/WHO)	This indicator measures the extent to which a country's population has access to electricity and clean cooking fuels.
Mobile Communications (ITU)	This indicator measures the extent to which mobile phones and mobile internet are accessible and affordable.
Internet & Computers (ITU/WB)	This indicator measures the share of households with a computer and internet access, as well as internet speed and internet security.
Shipping & Postal Network (UNCTAD/UPU)	This indicator assesses a country's integration level into global shipping liner networks as well as its performance in postal development.

RURAL ECONOMY

Rural Land & Water Access (IFAD)	This indicator assesses the extent to which rural people have access to land and water.
Rural Market Access (IFAD)	This indicator assesses the extent to which existing agricultural input markets and produce markets are reliably providing value for money to smallholders for inputs and the highest proportion of the retail price for produce.
Rural Economy Support (IFAD)	This indicator assesses the extent to which government strategies foster rural development and investment as well as the extent to which policy and legal frameworks create an enabling environment for the provision of rural financial services and provide access to public or private extension services for smallholder farmers.
Rural Representation & Participation (IFAD)	This indicator assesses the extent to which rural people can organise into autonomous groups and have representation and power in policy-making processes.

HUMAN DEVELOPMENT

HEALTH

Access to Healthcare (V-DEM/WHO)	This indicator estimates how much households spend on health directly out of pocket and assesses the extent to which basic high-quality healthcare is guaranteed to all.
Access to Water & Sanitation (WHO&UNICEF)	This indicator measures the availability of drinking water, of handwashing facilities as well as the use of improved sanitation facilities.

Control of Communicable Diseases (UN-AIDS/WHO)	This indicator measures the absence of malaria and tuberculosis (TB) deaths, the extent to which the HIV-positive population receive antiretroviral treatment and children receive vaccines against measles, diphtheria, tetanus toxoid, pertussis and hepatitis B.
Control of Non-Communicable Diseases (IH-ME)	This indicator measures the years of healthy life lost (DALYs) due to metabolic risks and the death rate due to non-communicable diseases.
Child & Maternal Health (IGME/MMEIG/UNDESA/ UNICEF&WHO&WB)	This indicator measures the probability of child mortality and the prevalence of stunting among children under 5, as well as the annual number of maternal deaths and the proportion of women of reproductive age using modern contraceptive methods.
Compliance with International Health Regulations (IHR) (WHO)	This indicator measures compliance with the WHO International Health Regulations. It is based on the average of 13 International Health Regulations core capacity scores from the core capacity index and shows the percentage of attributes of 13 core capacities that have been attained at a specific point in time. The 13 core capacities are: (1) Legislation and financing; (2) IHR Coordination and National Focal Point Functions; (3) Zoonotic events and the Human-Animal Health Interface; (4) Food safety; (5) Laboratory; (6) Surveillance; (7) Human resources; (8) National Health Emergency Framework; (9) Health Service Provision; (10) Risk communication; (11) Points of entry; (12) Chemical events; (13) Radiation emergencies.

EDUCATION

Equality in Education (V-DEM/UNESCO)	This indicator measures the gender parity ratio in primary and lower secondary education and assesses the extent to which high quality basic education is guaranteed to all citizens.
Education Enrolment (UNESCO)	This indicator measures the percentage of students enrolled from pre-primary to tertiary education over the corresponding eligible official school-age population for each level of education.
Education Completion (UNESCO)	This indicator measures the completion rate at primary and secondary education levels.
Human Resources in Education (UNESCO)	This indicator measures the average number of pupils per qualified teacher at primary level of education and the percentage of teachers in primary education who have received the minimum standard of training required for teaching.
Education Quality (BS/WB/WEF)	This indicator assesses the extent to which there are solid educational institutions and education policy is successful in delivering high quality education and supports research and development, as well as the extent to which the education system meets the needs of a competitive economy and the number of expected years of learning-adjusted years of schooling.

SOCIAL PROTECTION & WELFARE

Social Safety Nets (AFIDEP&GI/BS)	This indicator assesses the extent to which social safety nets exist to compensate for social risks of the market economy, including social safety nets for the elderly, those with an illness or health conditions, and the unemployed.
Poverty Reduction Policies (AfDB/BS/WB)	This indicator assesses the extent to which socioeconomic factors are not a barrier to participation in society, while also assessing the social protection, labour and welfare policies that guarantee a minimum level of welfare and ensure access to quality health and education services.
Socioeconomic Inequality Mitigation (AfDB/FFP/WB/WID.World)	This indicator assesses the extent to which there is equity of public resource use and income equality as well the extent to which there is no structural economic inequality.
Decent Housing (CAHF/UN-Habitat&UNDESA)	This indicator measures the share of the urban population living in slum households, as well as the affordability of the cheapest newly built urban housing constructed by formal developers.
Food Security (FAO)	This indicator measures the adequacy of food supply in terms of calories and the variability of food supply as well as the prevalence of moderate or severe food insecurity and undernourishment.

SUSTAINABLE ENVIRONMENT

Promotion of Environmental Sustainability (AfDB/BS/WB)	This indicator assesses the extent to which economic policy considers environmental concerns and government environmental policies foster sustainability and pollution management.
Enforcement of Environmental Policies (WEF/WJP)	This indicator assesses the extent to which environmental laws and regulations are effectively enforced.
Air Quality (HEI&IHME)	This indicator measures the absence of air pollution both outside and inside the household.
Sustainable Use of Land & Forests (FAO/WB/WRI)	This indicator measures the extent to which land, soil and forests are used sustainably.
Land & Water Biodiversity Protection (EN-ACT/WB/Yale & Columbia)	This indicator measures the extent to which terrestrial biomes and marine areas are protected as well as the extent to which flora and fauna are not illegally exploited.

Citizens' Voices

Public Perception of Overall Governance

Public Perception of Security & Rule of Law

Public Perception of Security & Safety (AFR)	This indicator assesses the extent to which citizens feel safe in their neighbourhoods, trust the police and military and feel the government is doing well at reducing crime.
Public Perception of the Rule of Law (AFR)	This indicator assesses the extent to which citizens feel the head of the executive respects the law and citizens feel they are treated equally under the law.
Public Perception of Accountability (AFR)	This indicator assesses the extent to which citizens feel the head of the executive respects the legislature and public officials who commit crimes are punished.
Public Perception of Anti-Corruption (AFR)	This indicator assesses the extent to which citizens feel public officials are not involved in corruption, citizens do not have to pay bribes for administrative services and the government is doing well at fighting corruption.

Public Perception of Participation, Rights & Inclusion

Public Perception of Elections & Freedom (AFR)	This indicator assesses citizens' perceptions of the integrity of the last national elections, their trust in the national electoral commission, as well as the extent to which citizens feel they have the freedom to say what they think.
Public Perception of Inclusion & Equality (AFR)	This indicator assesses the extent to which citizens feel their ethnic group is treated fairly and the extent to which they would dislike different groups as neighbours.
Public Perception of Female Leadership (AFR)	This indicator assesses the extent to which citizens believe women should have the same chance of being elected to political office as men.

Public Perception of Economic Opportunity Foundations

Public Perception of Public Administration (AFR)	This indicator assesses citizens' perceptions of how easy it is to obtain the identity documents they needed.
Satisfaction with Economic Opportunities (AFR)	This indicator assesses the extent to which citizens feel the government is doing well at creating jobs, as well as the perception of the current economic condition of the country.
Satisfaction with Infrastructure (AFR)	This indicator assesses extent to which citizens feel the government is doing well at maintaining roads and bridges and providing a reliable supply of electricity.

Public Perception of Human Development

Satisfaction with Health Provision (AFR)	This indicator assesses citizens' perceptions of how easy it is to obtain medical care, as well as the extent to which the government is doing well at improving basic health services and providing water and sanitation services.
Satisfaction with Education Provision (AFR)	This indicator assesses citizens' perceptions of how easy it is to obtain public school services and the extent to which they feel the government is doing well at addressing educational needs.
Public Perception of Social Protection & Welfare (AFR)	This indicator assesses citizens' perceptions of their present living conditions, the extent of lived poverty and the extent to which citizens feel the government is doing well at improving the living standards of the poor.

ACLED	Armed Conflict Location & Event Data Project	UNAIDS	Joint United Nations Programme on HIV/AIDS
AFR	Afrobarometer	UNCTAD	United Nations Conference on Trade and Development
AfDB	African Development Bank	UNDESA	United Nations Department of Economic and Social Affairs
AFIDEP	African Institute for Development Policy	UNESCO	United Nations Educational, Scientific and Cultural Organization
AUC	African Union Commission	UN-Habitat	United Nations Human Settlements Programme
BS	Bertelsmann Stiftung	UNHCR	United Nations High Commissioner for Refugees
CAHF	Centre for Affordable Housing Finance in Africa	UNICEF	United Nations Children's Fund
CDD-Ghana	Ghana Center for Democratic Development	UNU-WIDER	United Nations University - World Institute for Development Economics Research
Columbia	Center for International Earth Science Information Network Earth Institute, Columbia University	UPU	Universal Postal Union
DSP	Digital Society Project	V-DEM	Varieties of Democracy Institute
ENACT	ENACT Africa	WB	World Bank
FAO	Food and Agriculture Organization of the United Nations	WEF	World Economic Forum
FFP	Fund for Peace	WHO	World Health Organization
FH	Freedom House	WID.World	World Inequality Database
GI	Global Integrity	WJP	World Justice Project
GSMA	Global System for Mobile Communications	WRI	World Resources Institute
HEI	Health Effects Institute	Yale	Yale Center for Environmental Law & Policy
IBP	International Budget Partnership		
IDMC	Internal Displacement Monitoring Centre		
IFAD	International Fund for Agricultural Development		
IHME	Institute for Health Metrics and Evaluation		
ILO	International Labour Organization		
IMF	International Monetary Fund		
IPU	Inter-Parliamentary Union		
ITU	International Telecommunication Union		
ODW	Open Data Watch		
OEC	Observatory for Economic Complexity		
PTS	Political Terror Scale		
RSF	Reporters sans frontières (Reporters Without Borders)		
UCDP	Uppsala Conflict Data Program		
UN IGME	United Nations Inter-agency Group for Child Mortality Estimation		
UN MMEIG	United Nations Maternal Mortality Estimation Inter-agency Group		

For all the 2022 IIAG analysis in this report, the source is the following:

Mo Ibrahim Foundation (MIF) (2023). 2022 Ibrahim Index of African Governance. <https://mo.ibrahim.foundation/iiag/downloads/> Accessed 02 December 2022

For population statistics, the source is the following:

United Nations Department of Economic and Social Affairs (UNDESA) (2022). World Population Prospects 2022. <https://population.un.org/wpp/> Accessed 02 December 2022

For the spotlights showcasing additional data, the sources other than the 2022 IIAG dataset are the following:**Spotlight: Higher GDP does not necessarily indicate better governance**

International Monetary Fund (IMF) (2022). Gross Domestic Product: An Economy's All. <https://www.imf.org/en/Publications/fandd/issues/Series/Back-to-Basics/gross-domestic-product-GDP#:~:text=GDP%20measures%20the%20monetary%20value,the%20borders%20of%20a%20country.> Accessed 13 December 2022

International Monetary Fund (IMF) (2022). World Economic Outlook (October 2022). Variable used: GDP per capita, current prices (U.S. dollars per capita) <https://www.imf.org/external/datamapper/NGDPDPC@WEO/OEMDC/ADVEC/WEOORLD>. Accessed 13 December 2022

Investopedia (2022). Real GDP vs. Nominal GDP: Which Is a Better Indicator? <https://www.investopedia.com/ask/answers/030515/real-gdp-better-index-economic-performance-gdp.asp#:~:text=Nominal%20GDP%20reflects%20the%20raw,caused%20by%20inflation%20or%20deflation.> Accessed 13 December 2022

United Nations Conference on Trade and Development (UNCTAD) (2022). UNCTADSTAT. Variable used: Real GDP – US dollars at constant prices (2015) per capita <https://unctadstat.unctad.org/wds/ReportFolders/reportFolders.aspx> Accessed 13 December 2022

World Bank (2022). World Bank Data. Variable used: GDP per capita (current US\$). <https://data.worldbank.org/indicator/NY.GDP.PCAP.CD> Accessed 13 December 2022

World Bank (2022). World Bank Data. Variable used: Natural gas rents (% of GDP). https://data.worldbank.org/indicator/NY.GDP.NGAS.RT.ZS?most_recent_value_desc=true. Accessed 13 December 2022

World Bank (2022). World Bank Data. Variable used: Oil rents (% of GDP). https://data.worldbank.org/indicator/NY.GDP.PETR.RT.ZS?end=2019&most_recent_value_desc=true&start=1970. Accessed 13 December 2022

Spotlight: A concerning decade of recurring coups in the Sahel

Council on Foreign Relations (2022) Sudan's Coup: One Year Later. <https://www.cfr.org/blog/sudans-coup-one-year-later>. Accessed 16 January 2023

Mo Ibrahim Foundation (MIF) (2022) Western Africa's recent coups. <https://mo.ibrahim.foundation/sites/default/files/2022-04/western-africa-coups.pdf>. Accessed 13 December 2022

Powell, J. & Thyne, C. (2011) Global Instances of Coups from 1950-Present. *Journal of Peace Research* <https://www.uky.edu/~clthyn2/powell-thyne-JPR-2011.pdf>. Accessed 13 December 2022

Reuters (2022) Sudan generals and parties sign outline deal, protesters cry foul. <https://www.reuters.com/world/africa/sudanese-civilian-parties-sign-framework-deal-new-political-transition-2022-12-05/> Accessed 16 January 2023

The Economist (2021) Sudan's democratic transition is upended by a second coup in two years. <https://www.economist.com/middle-east-and-africa/sudans-democratic-transition-is-upended-by-a-second-coup-in-two-years/21805857>. Accessed 16 January 2023

Spotlight: Key protests in Africa: youth challenge the status quo

Al Jazeera (2020) Timeline: A year of bloody protests in Guinea. <https://www.aljazeera.com/news/2020/10/14/timeline-a-year-of-bloody-protests-in-guinea>. Accessed 13 December 2022

British Broadcasting Corporation (BBC) (2021) Nigeria's #EndSars protests: What happened next. <https://www.bbc.co.uk/news/world-africa-58817690> Accessed 13 December 2022

Freedom House (2022) Somaliland Freedom in the World 2022. <https://freedomhouse.org/country/somaliland/freedom-world/2022>. Accessed 13 December

Guardian (2021) "The lights went out and the shooting started": #EndSars protesters find no justice one years on. <https://www.theguardian.com/global-development/2021/nov/01/nigeria-end-sars-protesters-find-no-justice-one-year-on>. Accessed 13 December 2022

New York Times (2022) 'Democracy is Life' The Grass-Roots Movement Taking on Sudan's Generals. <https://www.nytimes.com/2022/02/07/world/africa/sudan-protest-movement.html>. Accessed 13 December 2022

Reuters (2022) Sudan's resistance committees take centre stage in fight against military rule. <https://www.reuters.com/world/africa/sudans-resistance-committees-take-centre-stage-fight-against-military-rule-2022-02-02/> Accessed 13 December 2022

The Armed Conflict Location & Event Data Project (ACLED) (2022). Full ACLED dataset. Variable used: Protests with excessive force <https://acleddata.com/data-export-tool/> Accessed 06 December 2022

Spotlight: African countries with the longest serving presidents have poor levels of accountability and transparency

British Broadcasting Corporation (BBC) (2018) Cameroon profile – Timeline. <https://www.bbc.co.uk/news/world-africa-13148483> Accessed 13 December 2022

British Broadcasting Corporation (BBC) (2018) Djibouti profile – Timeline. <https://www.bbc.co.uk/news/world-africa-13232162> Accessed 13 December 2022

British Broadcasting Corporation (BBC) (2018) Eritrea country profile. <https://www.bbc.co.uk/news/world-africa-13349078> Accessed 13 December 2022

British Broadcasting Corporation (BBC) (2018) South Sudan profile – Timeline. <https://www.bbc.co.uk/news/world-africa-14019202> Accessed 13 December 2022

British Broadcasting Corporation (BBC) (2019) Sudan profile – Timeline. <https://www.bbc.co.uk/news/world-africa-14095300> Accessed 13 December 2022

British Broadcasting Corporation (BBC) (2022) Equatorial Guinea: World's longest -serving president to continue 43-year-rule. <https://www.bbc.co.uk/news/world-africa-63770351>. Accessed 13 December 2022

Box: The pandemic has accelerated disruptions in democratic practices

Mo Ibrahim Foundation (MIF) (2021). 2021 Forum Report- COVID-19 in Africa one year on: Impact and Prospects <https://mo.ibrahim.foundation/sites/default/files/2021-06/2021-forum-report.pdf>. Accessed 06 December 2022

Spotlight: Key democratic freedoms decline during election periods

British Broadcasting Corporation (BBC) (2015). Nigeria election: Muhammadu Buhari wins presidency. <https://www.bbc.co.uk/news/world-africa-32139858>. Accessed 06 December 2022

British Broadcasting Corporation (BBC) (2017). Rwanda election: President Paul Kagame wins by landslide. <https://www.bbc.co.uk/news/world-africa-40822530>. Accessed 06 December 2022

British Broadcasting Corporation (BBC) (2019). Nigeria Presidential Elections Results 2019. <https://www.bbc.co.uk/news/resources/idt-f0b25208-4a1d-4068-a204-940cbe88d1d3>. Accessed 06 December 2022

British Broadcasting Corporation (BBC) (2019). Senegal election: President Macky Sall wins second term. <https://www.bbc.co.uk/news/world-africa-47400711>. Accessed 06 December 2022

British Broadcasting Corporation (BBC) (2021). Uganda elections 2021: Five things you should know <https://www.bbc.co.uk/news/av/world-africa-55581076>. Accessed 06 December 2022

Guardian (2015). Rwanda votes to give President Paul Kagame right to rule until 2034. <https://www.theguardian.com/world/2015/dec/20/rwanda-vote-gives-president-paul-kagame-extended-powers>. Accessed 06 December 2022

Spotlight: Despite better legal protection for women, violence persists

Human Rights Watch (2015). Ending Child Marriage in Africa: Opening the Door for Girls' Education, Health, and Freedom from Violence. <https://www.hrw.org/news/2015/12/09/ending-child-marriage-africa>. Accessed 06 December 2022

International Center for Research on Women (2006). Child Marriage and Poverty. <https://www.icrw.org/files/images/Child-Marriage-Fact-Sheet-Poverty.pdf>. Accessed 06 December 2022

ReliefWeb (2022). 130 million African girls and women today married as children. <https://reliefweb.int/report/world/130-million-african-girls-and-women-today-married-children>. Accessed 06 December 2022

World Economic Forum (2022). Education: Girls are catching up with boys in sub-Saharan Africa. <https://www.weforum.org/agenda/2022/07/education-africa-girls-boys-gender-school/> Accessed 06 December 2022

World Health Organization (WHO) (2018). Intimate partner violence prevalence among ever partnered women in their lifetime (%). Variable used: Proportion of ever-partnered women and girls aged 15-49 years subjected to physical and/or sexual violence by a current or former intimate partner in their lifetime <https://www.who.int/data/gho/data/indicators/indicator-details/GHO/intimate-partner-violence-lifetime> Accessed 06 December 2022

Spotlight: Less working poverty, but not enough jobs to go around

International Labour Organization (ILO) (2022). ILOSTAT Explorer. Variable used: Unemployment rate by sex and age – ILO modelled estimates, Nov. 2021 (%) – Annual. <https://www.ilo.org/shinyapps/bulkexplorer8/> Accessed 06 December 2022

International Labour Organization (ILO) (2022). ILOSTAT Explorer. Variable used: SDG indicator 8.3.1 – Proportion of informal employment in total employment by sex and sector (%) – Annual. <https://www.ilo.org/shinyapps/bulkexplorer8/> Accessed 06 December 2022

United Nations (2022). World Day of Social Justice, United Nations. <https://www.un.org/en/observances/social-justice-day#:~:text=Informal%20workers%2C%20who%20often%20lack,opportunities%20in%20the%20formal%20economy>. Accessed 06 December 2022

United Nations Department of Economic & Social Affairs (UNDESA) (2015). Goal 8 | Promote sustained, inclusive and sustainable economic growth, full and productive employment and decent work for all, Sustainable Development Goals. <https://sdgs.un.org/goals/goal8> Accessed 06 December 2022

Wiego et al. (2018) What is the informal economy?, WIEGO. <https://www.wiego.org/informal-economy>. Accessed 06 December 2022

Spotlight: African Continental Free Trade Area (AfCFTA): intra-continental trade still the lowest globally

AfricaNews (2020) Eritrea defends decision to sit out Africa Free Trade Pact - for now, Africanews. <https://www.africanews.com/2020/07/29/eritrea-defends-decision-to-sit-out-africa-free-trade-pact-for-now/> Accessed 06 December 2022

Centurion Law Group (2022) The African Continental Free Trade Area (AfCFTA) hub – what you need to know. https://centurionlg.com/2022/11/04/the-african-continental-free-trade-area-afcfta-hub-what-you-need-to-know/?utm_source=rss&utm_medium=rss&utm_campaign=the-african-continental-free-trade-area-afcfta-hub-what-you-need-to-know#_ftn1. Accessed 06 December 2022

Mo Ibrahim Foundation (MIF) (2021). Spotlight 13. Weathering the next crisis – the AfCFTA as a tool for resilience. <https://mo.ibrahim.foundation/research-spotlight-13-covid-19-and-africas-governance> Accessed 06 December 2022

United Nations Conference on Trade and Development (UNCTAD) (2022). International merchandise trade. Trade Structure. Merchandise: Intra-trade and extra-trade of country groups by product. Variables used: Total all products – Exports – US dollars at current prices in millions, Total all products – Imports – US dollars at current prices in millions. <https://unctadstat.unctad.org/wds/tableViewer/tableView.aspx?ReportId=24397> Accessed 06 December 2022

Spotlight: SDG7 - Access to Energy: current rates of progress still leave most of Africa off track

Mo Ibrahim Foundation (MIF) (2022). 2022 Forum Report- The Road to COP27: Making Africa's Case in the Global Climate Debate. <https://mo.ibrahim.foundation/sites/default/files/2022-07/2022-forum-report.pdf> Accessed 29 August 2022

United Nations Department of Economic and Social Affairs (UNDESA) (2022). World Population Prospects 2019. Variable used: Total Population - Both Sexes. <https://population.un.org/wpp/Download/Standard/Population/> Accessed 06 December 2022.

World Bank (2022). World Bank Data. Variable used: Access to electricity (% of population) <https://databank.worldbank.org/source/world-development-indicators>. Accessed 15 March 2022

World Health Organization (WHO) (2022). The Global Health Observatory. Variable used: Population with primary reliance on clean fuels and technologies for cooking (in millions) <https://www.who.int/data/gho/indicator-metadata-registry/imr-details/5662>. Accessed 06 December 2022

Spotlight: Revenue mobilisation declines from an already low base, widening the development funding gap

African Development Bank Group (2022) In 2021, Africa notches strong progress in building tax transparency, tackling illicit financial flows. <https://www.afdb.org/en/news-and-events/press-releases/2021-africa-notches-strong-progress-building-tax-transparency-tackling-illicit-financial-flows-52606>. Accessed 06 December 2022

African Union (2022) Common African position on asset recovery (CAPAR). <https://au.int/en/documents/20221024/common-african-position-asset-recovery-capar>. Accessed 06 December 2022

Global Financial Integrity (2014). Illicit Financial Flows From Africa: Hidden Resource for Development. https://secureservercdn.net/50.62.198.97/34n.8bd.myftpupload.com/wp-content/uploads/2014/05/gfi_aficareport_web.pdf?time=1644333274 Accessed 06 December 2022

International Monetary Fund (IMF) (2021). Fiscal Monitor (April 2021). Variable used: Revenue (% of GDP). <https://www.imf.org/external/datamapper/datasets/FM>. Accessed 06 December 2022

Mo Ibrahim Foundation (MIF) (2021). 2021 Forum Report- COVID-19 in Africa one year on: Impact and Prospects <https://mo.ibrahim.foundation/sites/default/files/2021-06/2021-forum-report.pdf> Accessed 06 December 2022

Organization for Economic Cooperation and Development (2022) Africa initiative, Global Forum on Transparency and Exchange of Information for Tax Purposes. <https://www.oecd.org/tax/transparency/what-we-do/technical-assistance/africa-initiative.htm>. Accessed 06 December 2022

United Nations Conference on Trade and Development (UNCTAD) (2022). Tackling Illicit Financial Flows for Sustainable Development in Africa. https://unctad.org/system/files/official-document/aldcafrica2020_en.pdf Accessed 06 December 2022

World Bank (2021). International Debt Statistics. Variable used: Debt service on external debt, public and publicly guaranteed (PPG) (TDS, current US\$). <https://www.worldbank.org/en/programs/debt-statistics/ids> Accessed 22 April 2021

World Bank (2022). World Bank Data. Variable used: Net official development assistance received (current US\$). <https://data.worldbank.org/indicator/DT.ODA.ODAT.CD>. Accessed 01 April 2022

Spotlight: COVID-19 laid bare Africa's weak health capacities

Mo Ibrahim Foundation (MIF) (2021). 2021 Forum Report- COVID-19 in Africa one year on: Impact and Prospects <https://mo.ibrahim.foundation/sites/default/files/2021-06/2021-forum-report.pdf>
Accessed 06 December 2022

World Bank (2022). World Bank Data. Variable used: Hospital beds (per 1000 people). <https://data.worldbank.org/indicator/SH.MED.BEDS.ZS>
Accessed 06 December 2022

Spotlight: The 'youthquake'

African Union (AU) (2018) The Revised Migration Policy Framework For Africa And Plan of Action (2018-2027) <https://au.int/>
Accessed 13 December 2022

British Broadcasting Corporation (BBC) (2015) Congo President Denis Sassou Nguesso wins landslide third term. <https://www.bbc.co.uk/news/world-africa-35890047>. Accessed 15 December 2022

British Broadcasting Corporation (BBC) (2016) Ivory Coast parliament approves new constitution draft. <https://www.bbc.co.uk/news/world-africa-37626219>. Accessed 15 December 2022

British Broadcasting Corporation (BBC) (2017) Uganda MPs vote to scrap presidential age limit. <https://www.bbc.co.uk/news/world-africa-42434809>
Accessed 15 December 2022

Ichikowitz Foundation (2022) African Youth Survey. <https://ichikowitzfoundation.com/> Accessed 13 December 2022

Population Reference Bureau (PRB) (2022) World Population Data Sheet 2022. <https://www.prb.org/wp-content/uploads/2022/09/2022-World-Population-Data-Sheet-Booklet.pdf>. Accessed 15 December 2022

United Nations, Department of Economic and Social Affairs, Population Division (2022). World Population Prospects: The 2022 Revision. Variable used: Median Age, as of 1 July (years) <https://population.un.org/wpp/>
Accessed 13 December 2022

Spotlight: Urbanisation in Africa: a catalyst for prosperity or poverty?

Frost & Sullivan (2020) Urbanisation in Africa: Creating Greater Access to Customers <https://www.frost.com/frost-perspectives/urbanization-in-africa-where-do-the-opportunities-lie/> Accessed 13 December 2022

Mo Ibrahim Foundation (MIF) (2022) Human Face of Climate Change. <https://mo.ibrahim.foundation/sites/default/files/2022-10/climate-crisis-in-africa.pdf>. Accessed 13 November 2022

OECD/UN ECA/AfDB (2022), Africa's Urbanisation Dynamics 2022: The Economic Power of Africa's Cities, West African Studies, OECD Publishing. https://www.afdb.org/sites/default/files/documents/publications/africa_urbanization_dynamics-economic_power_of_africa_cities-en.pdf
Accessed 15 December 2022

ReliefWeb (2022) Particularly exposed to climate shocks, African cities are turning to adaptation and resilience. <https://reliefweb.int/report/world/particularly-exposed-climate-shocks-african-cities-are-turning-adaptation-and-resilience>. Accessed 15 December 2022

UN Habitat (2020) Envisaging the Future of Cities, World Cities Report 2022. https://unhabitat.org/sites/default/files/2022/06/wcr_2022.pdf
Accessed 15 December 2022

United Nations, Department of Economic and Social Affairs, Population Division (2018) World Urbanization Prospects: The 2018 Revision, Online Edition. Variable use: Urban Population at Mid-Year 2000-2025. <https://population.un.org/wup/> Accessed 23 November 2022

United Nations, Department of Economic and Social Affairs, Population Division (2018) World Urbanization Prospects: The 2018 Revision, Online Edition. Variable use: Percentage of Population at Mid-Year Residing in Urban Areas, 1950-2050 <https://population.un.org/wup/>
Accessed 23 November 2022

Spotlight: The challenge of food insecurity: almost 60% of Africa's citizens already food insecure

Food and Agriculture Organization of the United Nations (FAO) (2022). FAOSTAT. Suite of Food Security Indicators. Variables used: Prevalence of undernourishment (percent), Prevalence of moderate or severe food insecurity in the total population (percent) <https://www.fao.org/faostat/en/#data/FS>. Accessed 14 October 2022

Mo Ibrahim Foundation (MIF) (2022). The Climate Crisis and Food Insecurity in Africa. <https://mo.ibrahim.foundation/research-spotlight-climate-crisis-and-food-insecurity-africa>. Accessed 14 October 2022

Spotlight: Africa's most climate vulnerable countries stuck in a poor governance trap

Mo Ibrahim Foundation (MIF) (2022). 2022 Forum Report- The Road to COP27: Making Africa's Case in the Global Climate Debate. <https://mo.ibrahim.foundation/sites/default/files/2022-07/2022-forum-report.pdf>
Accessed 29 August 2022

University of Notre Dame (2022). Notre Dame Global Adaptation Initiative (ND-GAIN). ND-GAIN Country Index. Variable used: Vulnerability, scores for 2020. <https://gain.nd.edu/our-work/country-index/rankings/>
Accessed 14 October 2022

ACLED	The Armed Conflict Location & Event Data Project	UNESCO	United Nations Educational, Scientific and Cultural Organization
AfCFTA	African Continental Free Trade Area	UNICEF	United Nations International Children’s Emergency Fund
AfDB	African Development Bank	V-DEM	Varieties of Democracy
AU	African Union	WHO	World Health Organization
CAPAR	African Common Position on Asset Recovery		
CEN-SAD	Community of Sahel-Saharan States		
COMESA	Common Market for Eastern and Southern Africa		
EAC	East African Community		
ECCAS	Economic Community of Central African States		
ECOWAS	Economic Community of West African States		
FAO	Food and Agriculture Organization of the United Nations		
GDP	Gross Domestic Product		
IDP	Internally Displaced Person		
IFAD	International Fund for Agricultural Development		
IGAD	Intergovernmental Authority on Development		
ILO	International Labour Organization		
IPC	Integrated Phase Classification		
MDG	Millennium Development Goal		
ND-GAIN	Notre Dame Global Adaptation Initiative		
NEPAD	New Partnership for Africa’s Development		
NSO	National Statistical Office		
PIDA	Programme for Infrastructure in Africa		
REC	Regional Economic Community		
RSPA	Rural Sector Performance Assessment		
SAATU	Single African Air Transport Market		
SADC	Southern African Development Community		
SARS	Special Anti-Robbery Squad		
SDG	Sustainable Development Goal		
UHC	Universal Health Coverage		
UMA	Arab Maghreb Union		
UNCTAD	United Nations Conference on Trade and Development		
UNECA	United Nations Economic Commission for Africa		

Mo Ibrahim Foundation Research Team

Name	Title
Nathalie Delapalme	Executive Director
Camilla Rocca	Director of Research
Diego Fernández Fernández	Senior Analyst
Ben Chandler	Senior Researcher
Hoodo Richter	Researcher
Pakinam Moussa	Researcher
Omar Zaghouni	Junior Analyst
Tracy Kituyi	Intern, MIF University of Birmingham Scholar
Ines Schultes	Senior Researcher (former)

Mo Ibrahim Foundation Design Team

Name	Title
Maria Tsirodimitri	Head of Design
Styliani Orkopoulou	Senior Graphic Designer

IIAG Advisory Council

Name	Organisation
Abdoulie Janneh (Chair)	Mo Ibrahim Foundation
Lord Simon Cairns	Mo Ibrahim Foundation
Nathalie Delapalme	Mo Ibrahim Foundation
Dr Comfort Ero	International Crisis Group
Dr Ali Hadi	The American University in Cairo
Dr Daniel Kaufmann	National Resource Governance Institute (former)
Prof. Eddy Maloka	African Peer Review Mechanism
Dr Claire Melamed	Global Partnership for Sustainable Development Data
Dr Kevin Urama	African Development Bank

Now Generation Network (NGN) IIAG Focus Group

Name	Organisation
Dr Adeelah Kodabux	Middlesex University Mauritius
Emilia Siwingwa	African Hub for Accountability and Development Initiatives
Fatou Wurie	Harvard T.H. Chan School of Public Health
Dr Fernandes Wanda	Centre for Social and Economic Research
Gerald Chirinda	Future Africa Forum
Mandipa Ndlovu	Leiden University
Ma Soukha BA	African Development Bank

Global Market Performance Report - Q3 2023														
North America				Europe				Asia-Pacific						
Region	Country	Market Cap	Revenue	Region	Country	Market Cap	Revenue	Region	Country	Market Cap	Revenue	Market Cap		
NA	USA	31.0	30.2	64.9	32.7	18.5	59.5	31.0	81.2	76.2	52.4	35.1	16.2	18.5
NA	Canada	52.8	45.1	66.7	45.3	36.5	74.1	52.8	66.5	66.7	76.1	47.2	25.6	44.0
NA	Mexico	46.1	18.1	100.0	18.1	28.6	69.4	46.1	87.5	11.2	58.3	63.9	11.1	52.6
NA	Brazil	22.6	22.0	80.3	22.3	30.6	33.3	22.6	45.4	22.4	31.2	22.9	10.5	27.3
NA	Argentina	87.5	18.9	99.2	27.7	58.9	23.6	87.5	48.7	44.9	49.0	57.4	14.6	28.7
NA	Chile	60.2	38.4	59.2	26.0	42.3	56.7	60.2	63.8	84.9	57.6	59.6	24.1	44.7
NA	Colombia	63.1	27.4	71.4	26.2	35.7	60.7	63.1	66.7	100.0	56.0	59.5	21.4	42.5
NA	Venezuela	63.4	46.3	31.9	50.1	36.9	60.9	63.4	80.1	73.5	54.8	43.9	13.1	38.0
NA	Peru	59.8	49.0	100.0	33.3	71.2	59.7	59.8	78.7	86.2	59.4	45.2	17.9	49.2
NA	Ecuador	65.0	25.0	70.8	0.0	50.5	62.5	65.0	12.5	64.5	75.0	62.0	37.5	47.4
NA	Bolivia	50.0	44.6	21.9	20.3	17.1	39.7	50.0	80.9	100.0	42.6	87.2	30.8	46.7
NA	Paraguay	55.0	50.4	73.6	44.1	42.3	66.1	55.0	72.8	68.5	57.4	50.7	30.2	47.2
NA	Uruguay	53.5	87.4	77.4	81.2	57.6	90.8	53.5	85.3	76.2	59.6	56.3	56.2	55.6
NA	Costa Rica	45.8	98.7	51.9	99.8	41.8	98.7	45.8	100.0	83.0	53.6	47.6	85.1	58.8
NA	Panama	26.9	88.8	92.2	84.3	41.0	92.6	26.9	93.8	83.1	26.0	20.1	6.3	38.9
NA	Dominican Republic	82.5	99.8	85.1	99.5	49.9	99.9	82.5	99.8	91.2	92.9	85.0	68.6	79.2
NA	Honduras	76.8	49.8	66.9	40.7	67.1	73.8	76.8	68.5	70.6	43.5	73.2	32.2	67.1
NA	Nicaragua	59.5	99.7	93.3	81.8	70.7	89.2	59.5	64.6	87.8	81.8	67.9	89.0	65.3
NA	Cuba	29.6	48.8	75.0	39.9	75.0	64.7	29.6	76.4	41.5	59.0	44.2	24.8	24.1
NA	Vietnam	58.2	36.3	75.7	50.9	34.7	70.9	58.2	87.5	68.7	69.8	41.5	32.4	52.7
NA	Philippines	68.4	1.6	69.3	39.4	25.5	47.6	68.4	67.4	64.6	65.8	45.7	1.8	52.1
NA	Indonesia	39.3	65.8	73.7	29.6	35.6	47.4	39.3	75.8	36.2	50.3	21.1	21.1	31.9
NA	Malaysia	66.5	69.1	90.2	56.3	42.7	89.4	66.5	68.5	78.7	64.6	41.1	33.3	50.3
NA	Singapore	64.1	62.8	91.8	31.1	47.8	58.3	64.1	67.9	91.4	44.2	73.8	28.7	79.1
NA	Thailand	52.8	57.4	53.2	32.0	22.1	74.7	52.8	91.3	72.4	59.1	26.0	31.5	50.2
NA	India	48.0	26.9	82.2	29.2	34.6	52.0	48.0	65.9	44.3	53.4	45.3	15.6	35.6
NA	China	31.0	30.2	64.9	32.7	18.5	59.5	31.0	81.2	76.2	52.4	35.1	16.2	18.5
NA	Japan	52.8	45.1	66.7	45.3	36.5	74.1	52.8	66.5	66.7	76.1	47.2	25.6	44.0
NA	Korea	46.1	18.1	100.0	18.1	28.6	69.4	46.1	87.5	11.2	58.3	63.9	11.1	52.6
NA	Australia	22.6	22.0	80.3	22.3	30.6	33.3	22.6	45.4	22.4	31.2	22.9	10.5	27.3
NA	New Zealand	87.5	18.9	99.2	27.7	58.9	23.6	87.5	48.7	44.9	49.0	57.4	14.6	28.7
NA	South Africa	60.2	38.4	59.2	26.0	42.3	56.7	60.2	63.8	84.9	57.6	59.6	24.1	44.7
NA	Israel	63.1	27.4	71.4	26.2	35.7	60.7	63.1	66.7	100.0	56.0	59.5	21.4	42.5
NA	UAE	63.4	46.3	31.9	50.1	36.9	60.9	63.4	80.1	73.5	54.8	43.9	13.1	38.0
NA	Saudi Arabia	59.8	49.0	100.0	33.3	71.2	59.7	59.8	78.7	86.2	59.4	45.2	17.9	49.2
NA	Qatar	65.0	25.0	70.8	0.0	50.5	62.5	65.0	12.5	64.5	75.0	62.0	37.5	47.4
NA	Oman	50.0	44.6	21.9	20.3	17.1	39.7	50.0	80.9	100.0	42.6	87.2	30.8	46.7
NA	Yemen	39.3	65.8	73.7	29.6	35.6	47.4	39.3	75.8	36.2	50.3	21.1	21.1	31.9
NA	Sri Lanka	66.5	69.1	90.2	56.3	42.7	89.4	66.5	68.5	78.7	64.6	41.1	33.3	50.3
NA	Maldives	64.1	62.8	91.8	31.1	47.8	58.3	64.1	67.9	91.4	44.2	73.8	28.7	79.1
NA	Bhutan	52.8	57.4	53.2	32.0	22.1	74.7	52.8	91.3	72.4	59.1	26.0	31.5	50.2
NA	Nepal	48.0	26.9	82.2	29.2	34.6	52.0	48.0	65.9	44.3	53.4	45.3	15.6	35.6
NA	Bangladesh	31.0	30.2	64.9	32.7	18.5	59.5	31.0	81.2	76.2	52.4	35.1	16.2	18.5
NA	Pakistan	66.5	69.1	90.2	56.3	42.7	89.4	66.5	68.5	78.7	64.6	41.1	33.3	50.3
NA	Myanmar	64.1	62.8	91.8	31.1	47.8	58.3	64.1	67.9	91.4	44.2	73.8	28.7	79.1
NA	Laos	52.8	57.4	53.2	32.0	22.1	74.7	52.8	91.3	72.4	59.1	26.0	31.5	50.2
NA	Cambodia	48.0	26.9	82.2	29.2	34.6	52.0	48.0	65.9	44.3	53.4	45.3	15.6	35.6
NA	Timor-Leste	31.0	30.2	64.9	32.7	18.5	59.5	31.0	81.2	76.2	52.4	35.1	16.2	18.5
NA	East Asia	66.5	69.1	90.2	56.3	42.7	89.4	66.5	68.5	78.7	64.6	41.1	33.3	50.3
NA	South Asia	64.1	62.8	91.8	31.1	47.8	58.3	64.1	67.9	91.4	44.2	73.8	28.7	79.1
NA	SE Asia	52.8	57.4	53.2	32.0	22.1	74.7	52.8	91.3	72.4	59.1	26.0	31.5	50.2
NA	Central Asia	48.0	26.9	82.2	29.2	34.6	52.0	48.0	65.9	44.3	53.4	45.3	15.6	35.6



mo.ibrahim.foundation

FB→ /MolbrahimFoundation

TW→ @Mo_IbrahimFdn #IIAG

IG→ moibrahimfoundation

30.2	64.9	32.7	18.5	59.5	31.0	81.2	76.2	52.4	35.1	16.2	18.5	100.0
45.1	66.7	45.3	36.5	74.1	52.8	66.5	66.7	76.1	47.2	25.6	44.0	59.2
18.1	100.0	18.1	28.6	69.4	46.1	87.5	11.2	58.3	63.9	11.1	52.6	100.0
22.0	80.3	22.3	30.6	33.3	22.6	45.4	22.4	31.2	22.9	10.5	27.3	50.0
18.9	99.2	27.7	58.9	23.6	87.5	48.7	44.9	49.0	57.4	14.6	28.7	32.6
38.4	59.2	26.0	42.3	56.7	60.2	63.8	84.9	57.6	59.6	24.1	44.7	58.6
27.4	71.4	26.2	35.7	60.7	63.1	66.7	100.0	56.0	59.5	21.4	42.5	50.0
46.3	31.9	50.1	36.9	60.9	63.4	80.1	73.5	54.8	43.9	13.1	38.0	84.5
49.0	100.0	33.3	71.2	59.7	59.8	78.7	86.2	59.4	45.2	17.9	49.2	77.8
25.0	70.8	0.0	50.5	62.5	65.0	12.5	64.5	75.0	62.0	37.5	47.4	12.5
44.6	21.9	20.3	17.1	39.7	50.0	80.9	100.0	42.6	87.2	30.8	46.7	68.0
50.4	73.6	44.1	42.3	66.1	55.0	72.8	68.5	57.4	50.7	30.2	47.2	76.2
87.4	77.4	81.2	57.6	90.8	53.5	85.3	76.2	59.6	56.3	56.2	55.6	89.4
98.7	51.9	99.8	41.8	98.7	45.8	100.0	83.0	53.6	47.6	85.1	58.8	100.0
88.8	92.2	84.3	41.0	92.6	26.9	93.8	83.1	26.0	20.1	6.3	38.9	100.0
99.8	85.1	99.5	49.9	99.9	82.5	99.8	91.2	92.9	85.0	68.6	79.2	100.0
49.8	66.9	40.7	67.1	73.8	76.8	68.5	70.6	43.5	73.2	32.2	67.1	71.9
99.7	93.3	81.8	70.7	89.2	59.5	64.6	87.8	81.8	67.9	89.0	65.3	75.2
48.8	75.0	39.9	75.0	64.7	29.6	76.4	41.5	59.0	44.2	24.8	24.1	88.5
36.3	75.7	50.9	34.7	70.9	58.2	87.5	68.7	69.8	41.5	32.4	52.7	93.5
1.6	69.3	39.4	25.5	47.6	68.4	67.4	64.6	65.8	45.7	1.8	52.1	98.2
65.8	73.7	29.6	35.6	47.4	39.3	75.8	36.2	50.3	21.1	21.1	31.9	81.5
69.1	90.2	56.3	42.7	89.4	66.5	68.5	78.7	64.6	41.1	33.3	50.3	100.0
62.8	91.8	31.1	47.8	58.3	64.1	67.9	91.4	44.2	73.8	28.7	79.1	67.6
57.4	53.2	32.0	22.1	74.7	52.8	91.3	72.4	59.1	26.0	31.5	50.2	90.2
26.9	82.2	29.2	34.6	52.0	48.0	65.9	44.3	53.4	45.3	15.6	35.6	68.4
30.2	64.9	32.7	18.5	59.5	31.0	81.2	76.2	52.4	35.1	16.2	18.5	100.0
45.1	66.7	45.3	36.5	74.1	52.8	66.5	66.7	76.1	47.2	25.6	44.0	59.2
18.1	100.0	18.1	28.6	69.4	46.1	87.5	11.2	58.3	63.9	11.1	52.6	100.0
22.0	80.3	22.3	30.6	33.3	22.6	45.4	22.4	31.2	22.9	10.5	27.3	50.0
18.9	99.2	27.7	58.9	23.6	87.5	48.7	44.9	49.0	57.4	14.6	28.7	32.6
38.4	59.2	26.0	42.3	56.7	60.2	63.8	84.9	57.6	59.6	24.1	44.7	58.6
27.4	71.4	26.2	35.7	60.7	63.1	66.7	100.0	56.0	59.5	21.4	42.5	50.0
46.3	31.9	50.1	36.9	60.9	63.4	80.1	73.5	54.8	43.9	13.1	38.0	84.5
49.0	100.0	33.3	71.2	59.7	59.8	78.7	86.2	59.4	45.2	17.9	49.2	77.8
25.0	70.8	0.0	50.5	62.5	65.0	12.5	64.5	75.0	62.0	37.5	47.4	12.5
44.6	21.9	20.3	17.1	39.7	50.0	80.9	100.0	42.6	87.2	30.8	46.7	68.0
65.8	73.7	29.6	35.6	47.4	39.3	75.8	36.2	50.3	21.1	21.1	31.9	81.5
69.1	90.2	56.3	42.7	89.4	66.5	68.5	78.7	64.6	41.1	33.3	50.3	100.0
62.8	91.8	31.1	47.8	58.3	64.1	67.9	91.4	44.2	73.8	28.7	79.1	67.6
57.4	53.2	32.0	22.1	74.7	52.8	91.3	72.4	59.1	26.0	31.5	50.2	90.2
26.9	82.2	29.2	34.6	52.0	48.0	65.9	44.3	53.4	45.3	15.6	35.6	68.4
30.2	64.9	32.7	18.5	59.5	31.0	81.2	76.2	52.4	35.1	16.2	18.5	100.0
45.1	66.7	45.3	36.5	74.1	52.8	66.5	66.7	76.1	47.2	25.6	44.0	59.2
18.1	100.0	18.1	28.6	69.4	46.1	87.5	11.2	58.3	63.9	11.1	52.6	100.0
22.0	80.3	22.3	30.6	33.3	22.6	45.4	22.4	31.2	22.9	10.5	27.3	50.0
18.9	99.2	27.7	58.9	23.6	87.5	48.7	44.9	49.0	57.4	14.6	28.7	32.6
38.4	59.2	26.0	42.3	56.7	60.2	63.8	84.9	57.6	59.6	24.1	44.7	58.6
27.4	71.4	26.2	35.7	60.7	63.1	66.7	100.0	56.0	59.5	21.4	42.5	50.0
46.3	31.9	50.1	36.9	60.9	63.4	80.1	73.5	54.8	43.9	13.1	38.0	84.5
49.0	100.0	33.3	71.2	59.7	59.8	78.7	86.2	59.4	45.2	17.9	49.2	77.8
25.0	70.8	0.0	50.5	62.5	65.0	12.5	64.5	75.0	62.0	37.5	47.4	12.5
44.6	21.9	20.3	17.1	39.7	50.0	80.9	100.0	42.6	87.2	30.8	46.7	68.0
65.8	73.7	29.6	35.6	47.4	39.3	75.8	36.2	50.3	21.1	21.1	31.9	81.5
69.1	90.2	56.3	42.7	89.4	66.5	68.5	78.7	64.6	41.1	33.3	50.3	100.0
62.8	91.8	31.1	47.8	58.3	64.1	67.9	91.4	44.2	73.8	28.7	79.1	67.6
57.4	53.2	32.0	22.1	74.7	52.8	91.3	72.4	59.1	26.0	31.5	50.2	90.2
26.9	82.2	29.2	34.6	52.0	48.0	65.9	44.3	53.4	45.3	15.6	35.6	68.4
30.2	64.9	32.7	18.5	59.5	31.0	81.2	76.2	52.4	35.1	16.2	18.5	100.0
45.1	66.7	45.3	36.5	74.1	52.8	66.5	66.7	76.1	47.2	25.6	44.0	59.2
18.1	100.0	18.1	28.6	69.4	46.1	87.5	11.2	58.3	63.9	11.1	52.6	100.0
22.0	80.3	22.3	30.6	33.3	22.6	45.4	22.4	31.2	22.9	10.5	27.3	50.0
18.9	99.2	27.7	58.9	23.6	87.5	48.7	44.9	49.0	57.4	14.6	28.7	32.6
38.4	59.2	26.0	42.3	56.7	60.2	63.8	84.9	57.6	59.6	24.1	44.7	58.6
27.4	71.4	26.2	35.7	60.7	63.1	66.7	100.0	56.0	59.5	21.4	42.5	50.0
46.3	31.9	50.1	36.9	60.9	63.4	80.1	73.5	54.8	43.9	13.1	38.0	84.5
49.0	100.0	33.3	71.2	59.7	59.8	78.7	86.2	59.4	45.2	17.9	49.2	77.8
25.0	70.8	0.0	50.5	62.5	65.0	12.5	64.5	75.0	62.0	37.5	47.4	12.5
44.6	21.9	20.3	17.1	39.7	50.0	80.9	100.0	42.6	87.2	30.8	46.7	68.0
65.8	73.7	29.6	35.6	47.4	39.3	75.8	36.2	50.3	21.1	21.1	31.9	81.5
69.1	90.2	56.3	42.7	89.4	66.5	68.5	78.7	64.6	41.1	33.3	50.3	100.0
62.8	91.8	31.1	47.8	58.3	64.1	67.9	91.4	44.2	73.8	28.7	79.1	67.6
57.4	53.2	32.0	22.1	74.7	52.8	91.3	72.4	59.1	26.0	31.5	50.2	90.2
26.9	82.2	29.2	34.6	52.0	48.0	65.9	44.3	53.4	45.3	15.6	35.6	68.4
30.2	64.9	32.7	18.5	59.5	31.0	81.2	76.2	52.4	35.1	16.2	18.5	100.0
45.1	66.7	45.3	36.5	74.1	52.8	66.5	66.7	76.1	47.2	25.6	44.0	59.2
18.1	100.0	18.1	28.6	69.4	46.1	87.5	11.2	58.3	63.9	11.1	52.6	100.0
22.0	80.3	22.3	30.6	33.3	22.6	45.4	22.4	31.2	22.9	10.5	27.3	50.0
18.9	99.2	27.7	58.9	23.6	87.5	48.7	44.9	49.0	57.4	14.6	28.7	32.6
38.4	59.2	26.0	42.3	56.7	60.2	63.8	84.9	57.6	59.6	24.1	44.7	58.6
27.4	71.4	26.2	35.7	60.7	63.1	66.7	100.0	56.0	59.5	21.4	42.5	50.0
46.3	31.9	50.1	36.9	60.9	63.4	80.1	73.5	54.8	43.9	13.1	38.0	84.5
49.0	100.0	33.3	71.2	59.7	59.8	78.7	86.2	59.4	45.2	17.9	49.2	77.8
25.0	70.8	0.0	50.5	62.5	65.0	12.5	64.5	75.0	62.0	37.5	47.4	12.5
44.6	21.9	20.3	17.1	39.7	50.0	80.9	100.0	42.6	87.2	30.8	46.7	68.0
65.8	73.7	29.6	35.6	47.4	39.3	75.8	36.2	50.3	21.1	21.1	31.9	81.5
69.1	90.2	56.3	42.7	89.4	66.5	68.5	78.7	64.6	41.1	33.3	50.3	100.0
62.8	91.8	31.1	47.8	58.3	64.1	67.9	91.4	44.2	73.8	28.7	79.1	67.6
57.4	53.2	32.0	22.1	74.7	52.8	91.3	72.4	59.1	26.0	31.5	50.2	90.2
26.9	82.2	29.2	34.6	52.0	48.0	65.9	44.3	53.4	45.3	15.6	35.6	68.4
30.2	64.9	32.7	18.5	59.5	31.0	81.2	76.2	52.4	35.1	16.2	18.5	100.0
45.1	66.7	45.3	36.5	74.1	52.8	66.5	66.7	76.1	47.2	25.6	44.0	59.2
18.1	100.0	18.1	28.6	69.4	46.1	87.5	11.2	58.3	63.9	11.1	52.6	100.0
22.0	80.3	22.3	30.6	33.3	22.6	45.4	22.4	31.2	22.9	10.5	27.3	50.0
18.9	99.2	27.7	58.9	23.6	87.5	48.7	44.9	49.0	57.4	14.6	28.7	32.6
38.4	59.2	26.0	42.3	56.7	60.2	63.8	84.9	57.6	59.6	24.1	44.7	58.6
27.4	71.4	26.2	35.7	60.7	63.1	66.7	100.0	56.0	59.5	21.4	42.5	50.0
46.3	31.9	50.1	36.9	60.9	63.4	80.1	73.5	54.8	43.9	13.1	38.0	84.5
49.0	100.0	33.3	71.2	59.7	59.8	78.7	86.2	59.4	45.2	17.9	49.2	77.8
25.0	70.8	0.0	50.5	62.5	65.0	12.5	64.5	75.0	62.0	37.5	47.4	12.5